

NOTE: Before cover for K, ED, ED, and KED parts number conversion, list  
what you in hand with this sheet which gives serial number information.

# NEW PART'S LIST FOR MERCURY MODELS Manufactured 1939-1953

---

**Condensed in Chart Form  
and  
Converted to New Parts' Numbers  
March 15, 1955**

When ordering Parts, specify part number,  
description, serial number and model number.

Kiekhaefer Corporation Service & Parts Division Beaver Dam, Wisconsin

NOTE: Replace cover for K, KB, KD, and KE3 parts number conversion list sent you in March with this sheet which gives serial number information.

## "K" MODEL SECTION SERIAL NUMBER AND INDEX SHEET

PARTS FOR MODELS ARE ARRANGED BY SERIAL NUMBERS

Locate the serial number of the motor in the following table and order from the part's list under the column indicated for that serial number.

KB4-1 ----- 93176 thru 94425  
                   95183 thru 95317  
                   95721 and 95722  
                   95983 thru 95989  
 KB4 ----- Any KB4 Not Listed under KB4-1  
 KD4-1 ----- 95318 thru 123637  
  
 KD4-2 ----- 123638 thru 124298  
 KD4-3 ----- 131388 thru 131765  
 KD4S ----- 161001 thru 164993  
 KD3-1 ----- Any KD3 Equipped with Eiseman Magneto  
 KD3-2 ----- Any KD3 Equipped with Scintilla Magneto  
 KE3-1 ----- 234324 thru 238423  
 KE3-2 ----- 238424 thru 334553

Due to similarity between old Mercury and Wizard models, the old Wizard parts' lists are being discontinued. For similarity of Mercury-Wizard models, refer to the chart below:

MERCURY	WIZARD	MERCURY	WIZARD
K1 -----	WA2	KB4 -----	WB4
K2 -----	WA3	KD4 -----	WD4
K4-K5 -----	WA6	KD4S -----	WD4S
KB1 -----	WB2	KD3 -----	WD3
K2-KB2-KB3 -----	WB3	KD3S -----	WD3S
KB5 -----	WB6		

REVISED MARCH ----- 1955

PART NO.	DESCRIPTION	K 1	K 2	K 3	K 4	K 5	KB 1	KB 1A	KB 2	KB 3	KB 4	KB 4-1	KB 5	KD 3-1	KD 3-2	KD 4-1	KD 4-2	KD 4-3	KD 4S	YE 3
904-271A1	Crankcase Ass'y															1	1	1	1	
905-272A1	Crankcase Ass'y													1						
906-294A1	Crankcase Ass'y *	1	1	1			1	1	1	1										
904-271A2	Crankcase Ass'y									1	1	1								
907-295A1	Crankcase Ass'y				1	1														
909-302A2	Crankcase Ass'y													1						1
23-21654	Bushing, Upper (Bronze)				1	1				1	1	1								
31-21638	Bearing, Upper Needle													2		2	2	2	2	2
31-21739	Bearing, Upper Needle														1					
26-21642	Seal, Oil	1	1	1	1	1	1	1	1	1	1	1	1	1	1	1	1	1	1	1
23-21655	Spacer, Upper Needle Bearing															1	1	1	1	
21656	Jet, Bleeder									1	1	1				1	1	1	1	
17-20760	Pin, Groove																			1
12-21736	Washer, Upper Thrust													1	1					1
21672	Plate, Crankcase Cover										1	1	1			1	1	1	1	
27-21673	Gasket, Crankcase Cover									1	1	1				1	1	1	1	
10-21562	Screw, Crankcase Cover									4	4	4				4	4	4	4	
21737	Venturi (Rubber)									1	1	1				1	1	1	1	
1114-310A1	Bottom Ass'y Crankcase													1	1					1
1114-303A1	Bottom Ass'y Crankcase											1				1	1	1	1	
1114-300A1	Bottom Ass'y Crankcase				1	1														
1114-299A1	Bottom Ass'y Crankcase									1		1								
31-21638	Bearing, Lower Needle											1				1	1	1	1	
31-21739	Bearing, Lower Needle													1	1					1
26-21818A1	Seal Ass'y, Oil				1	1					1			1	1	1	1	1	1	1
26-21818	Seal, Oil				1	1					1			1	1	1	1	1	1	1
21675	Retainer, Oil Seal				1	1					1			1	1	1	1	1	1	1
12-21735	Washer, Lower Thrust													1	1					
12-23078	Washer, Lower Thrust																			1
27-21674	Gasket, Crankcase Bottom	1	1	1	1	1	1	1	1	1	1	1	1	1	1	1	1	1	1	1
10-21338	Screw, Crankcase Bottom	2	2	2	2	2	2	2	2	2	2	2	2	2	2	2	2	2	2	2
10-20098	Screw, Crankcase Bottom																			2
13-21272	Washer, Crankcase Bottom	2	2	2	2	2	2	2	2	2	2	2	2	2	2	2	2	2	2	2
15-21820	Shim (Optional)						1	1	1	1	1	1	1			1	1	1	1	
21657A1	Body, Reed Valve Ass'y															1				1
21821A1	Body, Reed Valve Ass'y													1						
21821	Body, Inlet Valve							1		1				1						
21657	Body, Inlet Valve																			1
34-21662	Reed, Inlet Valve							1		1	2	2	2	1	1					1
34-21294	Plate, Reed Stop							1		1	2	2	2	1	1					1
10-21296	Screw, Reed Attaching							1		1	2	2	2	2	2	2	2	2	2	1
21657	Body, Reed Valve															1				1
21909A1	Body, Reed Valve Ass'y		1	1						1										
21817	Body, Reed Valve		1	1						1										
34-21816	Reed, Inlet Valve		1	1	2	2				1										
10-20037	Screw, Reed Attaching		2	2	4	4				2										
21815	Bar, Inlet Reed Valve		1	1	2	2				1										
515-844	Bearing, Center Main				1	1														

\* Includes Crankcase Bottom



PART NO.	DESCRIPTION	K 1	K 2	K 3	K 4	K 5	KB 1	KB 1A	KB 2	KB 3	KB 4	KB 4-1	KB 5	KD 3-1	KD 3-2	KD 4-1	KD 4-2	KD 4-3	KD 4S	KE 3
10-21341	Screw, Center Main Bearing Locating				2	2														
512-442A1	Bearing, Center Main Ass'y										1	1	1			1	1	1	1	
512-442	Bearing, Center Main										1	1	1			1	1	1	1	
34-21294	Reed, Inlet Valve										2	2	2			2	2	2	2	
34-21664	Plate, Reed Attaching										2	2	2			2	2	2	2	
10-21341	Screw, Reed Attaching										2	2	2			2	2	2	2	
17-21854	Dowel, Center Main Bearing Locating				3	3														
27-21813	Gasket, Intake Manifold Upper				1	1														
27-21814	Gasket, Intake Manifold Lower				1	1														
27-21678	Gasket, Inlet Valve Body to Crankcase	1	1	1				1	1						1					
27-21658	Gasket, Inlet Valve Body to Crankcase														1					1
10-23712	Screw, Inlet Valve Body to Crankcase																			2
13-21272	Washer, Inlet Valve Body to CC. Screw				3	3														2
16-21676	Stud, Carburetor Mounting																			2
10-20098	Screw, Inlet Valve Body to Crankcase				3	3														
408-285	Crankshaft	1	1	1			1	1	1	1				1	1					1
405-262	Crankshaft				1	1					1	1	1			1	1	1	1	
10-21504	Screw, Intake Manifold to Crankcase				1	1														
16-21677	Stud, Inlet Valve Body to Crankcase Carb		1	1																
16-21676	Stud, Inlet Valve Body to Crankcase		1	1																
11-20088	Nut, Reed Valve Body Stud		2	2																
13-21272	Washer, Reed Valve Body Stud		2	2																
21824	Bracket, Fuel Tank R.H.				1	1														
21851	Bracket, Fuel Tank L.H.				1	1														
21823	Bracket, Fuel Tank	1	1				1	1		1				1						
21679	Bracket, Fuel Tank									1	1	1	1						1	
21659	Bracket, Fuel Tank														2					2
21819	Bracket, Fuel Tank															1	1	1		
23-21852	Spacer, Fuel Tank Bracket Front				2	2														
23-21853	Spacer, Fuel Tank Bracket Rear				2	2														
10-21304	Screw, Fuel Tank Bracket Inner				2	2														
10-21185	Screw, Fuel Tank Bracket Outer				2	2										2	2	2	2	
13-21272	Washer, Fuel Tank Bracket Screw	4	4		2	2	2	2	2	2	2	2	2	2						
10-21338	Screw, Fuel Tank Bracket	4	4					1		1	1	1	1							
10-21232	Screw, Fuel Tank Flange to Crankcase			1					1											
10-20098	Screw, Fuel Tank Flange to Mag. Stop			1					1											
23-24678	Spacer, Fuel Tank Flange to Mag. Stop			1				1	1	1	1	1	1							
10-24628	Screw, Flange to Tank Rear			2					2											
10-21338	Screw, Flange to Tank Rear			2					2											
13-21272	Washer, Flange to Tank Rear Screw			4					2											
10-21185	Screw, Flange to Water Jacket			2																
13-20147	Washer, Fuel Tank Bracket Screw														2	2	2	2	2	
10-21140	Screw, Fuel Tank Bracket														4					
13-20147	Washer, Fuel Tank Bracket Screw																			4
10-21417	Screw, Fuel Tank Bracket						2	1		1	1	1	1							2
10-21562	Screw, Fuel Tank Bracket														2					
10-22486	Flange, Fuel Tank			1																

PART NO.	DESCRIPTION	K 1	K 2	K 3	K 4	K 5	KB 1	KB 1A	KB 2	KB 3	KB 4	KB 4-1	KB 5	KD 3-1	KD 3-2	KD 4-1	KD 4-2	KD 4-3	KD 4S	KE 3
32-23046	Pipe, Water Outlet				1	1					1	1	1			1	1	1	1	
32-23045	Pipe, Water Outlet	1	1	1			1	1	1	1										
22-21290	Plug, W. J. Pipe Hole				1	1														
32-23059	Pipe, Water Outlet - Ass'y													1	1					
22-21684	Elbow, Water Outlet Pipe	1	1	1	1	1	1	1	1	1	1	1	1	1	1	1	1	1	1	1
11-21113	Nut, Water Outlet Pipe	1	1	1	2	2	1	1	1	1	2	2	2			2	2	2	2	2
22-21685	Sleeve, Water Outlet Pipe	1	1	1	2	2	1	1	1	1	2	2	2			2	2	2	2	2
21686	Connector, Water Jkt. to Exh. Manifold				1	1					1	1	1			1	1	1	1	1
22376	Clamp, Wtr. Outlet Pipe & Spk Plug Wire	1	1	1	1	1	1	1	1	1	1	1	1	1	1	1	1	1	1	1
32-23134A1	Pipe, Water Outlet - Ass'y																			1
32-23134	Pipe, Water Outlet																			1
22-21280	Elbow, Water Outlet Pipe																			1
23-21309	Sleeve, Compression																			1
11-21310	Nut, Compression																			1
23135	Clip, Water Outlet Pipe Retaining																			1
13-22773	Washer, Water Outlet Pipe Retaining																			1
10-24639	Screw, Water Outlet Pipe Retaining																			1
23047	Manifold, Exhaust (R.H.)										1	1	1			1	1	1	1	
23048	Manifold, Exhaust (L.H.)										1	1	1			1	1	1	1	
27-21687	Gasket, Exhaust Manifold Flange				1	1					1	1	1			1	1	1	1	
27-23049	Gasket, Exhaust Manifold				2	2					2	2	2			2	2	2	2	
16-23051	Stud, Exhaust Manifold Lower (4'')					1					1	1	1			1	1	1	1	
16-23050	Stud, Exhaust Manifold Upper (6 3/4'')					1					1	1	1			1	1	1	1	
11-20088	Nut, Exhaust Manifold Stud				4	4					4	4	4			4	4	4	4	
12-21249	Washer, Exhaust Manifold Nut				4	4					4	4	4			4	4	4	4	
19-21688	Plug, Exhaust Manifold Welch				2	2					2	2	2			2	2	2	2	
10-21365	Screw, Exhaust Manifold to Cylinder				2	2					2	2	2			2	2	2	2	
10-22378	Screw, Exhaust Manifold to Cylinder				1	1					1	1	1			1	1	1	1	
10-24623	Screw, Exhaust Manifold to Cylinder				1	1					1	1	1			1	1	1	1	
12-21249	Washer, Exhaust Manifold to Cylinder				4	4					4	4	4			4	4	4	4	
16-23052	Stud, Exhaust Manifold (4 3/8'')				1															
16-23053	Stud, Exhaust Manifold (3'')				1															

PART NO.	DESCRIPTION	K 1	K 2	K 3	K 4	K 5	KB 1	KB 1A	KB 2	KB 3	KB 4	KB 4-1	KB 5	KD 3-1	KD 3-2	KD 4-1	KD 4-2	KD 4-3	KD 4S	KE 3
10-23181	Screw, Carburetor Idle Adjusting			1																
10-23179	Screw, Carburetor Idle Adjusting								1		1	1	1	1	1	1	1	1	1	1
24-23182	Spring, Carburetor Idle Adj. Screw		1	1	1	1														
10-23192	Screw, Carburetor Idle Speed Reg.		1	1	1	1			1											
24-23193	Spring, Carb. Idle Speed Reg. Screw		1	1	1	1			1											
24-20856	Spring, Carburetor Idle Adj. Screw						1		1	1	1	1	1	1	1	1	1	1	1	1
1399-527	Cover, Carburetor Float Bowl						1		1	1	1	1	1	1	1	1	1	1	1	1
10-22567	Plug, Carb. Float Bowl Drain						1		1	1	1	1	1	1	1	1	1	1	1	1
27-23184	Gasket, Carb. Float Bowl Drain						1		1	1	1	1	1	1	1	1	1	1	1	1
1399-531	Shaft, Carb. Throttle Btrfly						1		1	1	1	1	1	1	1	1	1	1	1	1
1399-533	Shutter, Carburetor Throttle						1		1	1	1	1	1	1	1	1	1	1	1	1
1399-97	Lever, Carburetor Throttle Stop						1		1	1	1	1	1	1	1	1	1	1	1	1
1399-536	Pin, Carb. Throttle Lever Stop						1		1	1	1	1	1	1	1	1	1	1	1	1
18-21579	Clip, Float Retaining Cotter													2	2	2	2	2	2	2
27-23167	Gasket, Carburetor Inlet													1	1	1	1	1	1	1
1305-515	Gasket, Float Bowl Cover															1	1	1	1	1
1399-541	Lever, Carburetor Throttle			1																
23196	Lever, Carburetor Throttle				1	1														
22-21280	Elbow, Carburetor Fuel Line		1	1				1	1	1	1	1	1	1	1	1	1	1	1	1
22-23197	Elbow, Carburetor Fuel Line				1	1														
10-21185	Screw, Cowl to Flange			2																
13-21272	Washer, Cowl to Flange Screw			2					2											
27-23199	Gasket, Carburetor Flange		1	1	1	1		1	1	1	1	1	1	1	1	1	1	1	1	1
11-20088	Nut, Carburetor Mounting		2	2	2	2								2	2	2	2	2	2	2
13-21272	Washer, Carburetor Mounting Nut		2	2	2	2								2	2	2	2	2	2	2
23195	Lever, Carburetor Throttle						1		1											
20596A1	Lever, Carburetor Throttle									1	1	1				1	1	1	1	1
10-20597	Screw, Throttle Lever to Carburetor									1	1	1	1	1	1	1	1	1	1	1
1399-537	Cowl, Carburetor									1	1	1				1	1	1	1	1
1399-538	Cowl, Carburetor								1					1	1					
10-21562	Screw, Carburetor Cowl								2	4	4	4	4	2	2	4	4	4	4	4
10-21185	Screw, Carburetor Cowl to Flange								2											
16-23198	Stud, Carburetor Cowl								2					2	2					
22430A1	Lever, Carburetor Throttle													1	1					1
12-20286	Washer, Carburetor Throttle Spacer															1	1	1	1	1
38-23200	Plate, Name (Mercury)															1	1	1	1	1
10-20314	Screw, Name Plate															2	2	2	2	2
1399-542	Kit, Carburetor Conversion	1					1	(To Convert Mixing Valve) *												
1399-543	Kit, Carburetor Repair		1		1	1														
1399-544	Kit, Carburetor Repair			1					1											
1399-545	Kit, Carburetor Repair							1												
1399-546	Kit, Carburetor Repair									1	1	1	1			1	1	1	1	1
1399-886	Kit, Carburetor Repair									1				1	1					
1399-576	Kit, Carburetor Repair																			1
1399-539	Cable, Carburetor Control																			
1399-540	Coupling, Carburetor Control Cable																			

\*Mixing Valve Part No Longer Available

PART NO.	DESCRIPTION	K 1	K 2	K 3	K 4	K 5	KB 1	KB 1A	KB 2	KB 3	KB 4	KB 4-1	KB 5	KD 3-1	KD 3-2	KD 4-1	KD 4-2	KD 4-3	KD 4S	KF 3
23224A1	Choke Ass'y									1	1	1				1	1	1	1	
23224A2	Choke Ass'y								1					1	1					
23224A3	Choke Valve & Rod Ass'y										1	1				1	1	1	1	
23224A4	Choke Valve & Rod Ass'y								1					1	1					
23224	Valve, Choke								1	1	1	1	1	1	1	1	1	1	1	1
23225	Rod, Choke Valve									1	1	1	1			1	1	1	1	
23226	Rod, Choke Valve								1					1	1					
23236	Bracket, Choke Valve									1	1	1	1			1	1	1	1	
23235	Bracket, Choke Valve								1					1	1					
24-23228	Spring, Choke Valve								1	1	1	1	1	2	2	1	1	1	1	1
17-23229	Pin, Choke Valve Plunge								1	1	1	1	1	1	1	1	1	1	1	1
23230	Knob, Choke Valve								1	1	1	1	1	1	1	1	1	1	1	
10-24609	Screw, Choke to Carburetor									2	2	2	2	2	2	2	2	2	2	2
13-20193	Washer, Choke to Carburetor Screw									2	2	2	2	2	2	2	2	2	2	2
1399-555	Shaft, Choke		1	1	1	1				1										
1399-556	Shutter, Choke		1	1	1	1				1										
10-23190	Screw, Choke Shutter		1	1	1	1				1										
17-23231	Pin, Choke Lever Retaining		1	1	1	1				1										
1399-451	Pin, Choke Lever Retaining		1	1	1	1				1										
24-23233	Spring, Choke Lever Friction Pin		1	1	1	1				1										
17-23234	Pin, Choke Lever Stop		1	1	1	1				1										
1399-557	Deflector, Air	1								1										
10-23235	Screw, Air Deflector	1								1										
13-20193	Washer, Air Deflector Screw Lock	1	2		2	2				1										
10-20854	Screw, Air Deflector		2		2	2														
23296A2	Choke Ass'y, Complete																			1
23296A1	Choke Valve & Rod Ass'y																			1
23297	Rod, Choke																			1
23236	Bracket, Choke																			1
23298	Knob, Choke																			1
11-20645	Nut, Choke Knob Stop																			1
1399-558	Choke, Lever		1		1	1														



PART NO.	DESCRIPTION	K 1	K 2	K 3	K 4	K 5	KB 1	KB 1A	KB 2	KB 3	KB 4	KB 4-1	KB 5	KD 3-1	KD 3-2	KD 4-1	KD 4-2	KD 4-3	KD 4S	KE 3
1307-517	Carburetor Ass'y						1													
1308-518	Carburetor Ass'y			1					1											
1306-516	Carburetor Ass'y									1				1	1					
1309-519	Carburetor Ass'y		1		1	1														
1305-515	Carburetor Ass'y										1	1	1			1	1	1	1	
1312-578	Carburetor Ass'y																			1
19-20011	Plug, Carburetor Body Welch		1	1	1	1		1	1	1	1	1	1	1	1	1	1	1	1	1
1399-570	Float, Carburetor							1		1	1	1	1	1	1	1	1	1	1	1
1399-520	Float, Carburetor		1	1	1	1			1											
1399-523	Pin, Carburetor Float Lever Pinion		1	1	1	1			1											
1399-521	Needle & Seat, Carburetor							1		1	1	1	1	1	1	1	1	1	1	1
1399-522	Needle & Seat, Carburetor		1	1	1	1			1											
27-23168	Gasket, Carburetor Inlet Seat		1	1	1	1			1											
10-23030	Plug, Carburetor Inlet Screw							1		1	1	1	1	1	1	1	1	1	1	1
10-23169	Screw, Main Adjustment							1		1					1	1				
10-23172	Screw, Main Adjustment										1	1	1							
10-23171	Screw, Main Adjustment			1						1						1	1	1	1	
10-23170	Screw, Main Adjustment		1		2	2														
10-23264	Screw, Main Adjustment																			1
23173	Knob, Main Adjustment Screw										1	1	1	1	1	1				
23174	Knob, Main Adjustment Screw								1											
11-23175	Nut, Main Adjustment Screw Acorn								1											
11-20849	Nut, Main Adjustment Screw Packing		1	1	1	1		1	1	1	1	1	1	1	1	1	1	1	1	1
1399-108	Packing, Main Adjustment Screw		1	1	1	1		1	1	1	1	1	1	1	1	1	1	1	1	1
1399-94	Gland, Main Adjustment Screw		1	1	1	1		1	1	1	1	1	1	1	1	1	1	1	1	1
27-20848	Gasket, Main Adj. Screw Gland		1	1	1	1		1	1	1	1	1	1	1	1	1	1	1	1	1
1399-525	Jet, Carburetor High Speed		1	1	1	1			1											
27-23176	Gasket, Carburetor High Speed Jet		1	1	1	1			1											
10-23178	Screw, Carburetor High Speed Plug		1	1	1	1			1											
1399-526	Jet, Carburetor Idle							1		1	1	1	1	1	1	1	1	1	1	1
27-23180	Gasket, Carburetor Idle Jet							1		1	1	1	1	1	1	1	1	1	1	1
1399-528	Cover, Float Bowl		1	1	1	1			1											
10-20854	Screw, Float Bowl Cover		4	4	4	4		2	4	2	2	2	2	2	2	2	2	2	2	2
13-20193	Washer, Float Bowl Cover		4	4	4	4		2	4	2	2	2	2	2	2	2	2	2	2	2
27-23183	Gasket, Float Bowl Cover		1	1	1	1			1											
10-23185	Screw, Float Bowl Cover Vent		1	1	1	1			1											
12-23186	Washer, Float Bowl Cover Lock		1	1	1	1			1											
1399-529	Plug, Carburetor Bowl Drain		1	1	1	1			1											
22-23187	Connection, Carburetor Inlet		1	1	1	1			1											
10-23188	Screw, Carburetor Inlet Connection		1	1	1	1			1											
27-23189	Gasket, Carburetor Inlet Conn. Screw		1	1	1	1			1											
1399-530	Screen, Carburetor Inlet Connection		1	1	1	1			1											
1399-532	Shaft, Carburetor Butterfly Shutter		1	1	1	1			1											
1399-534	Shutter, Carburetor Butterfly		1	1	1	1			1											
10-23190	Screw, Carburetor Butterfly Shutter		1	1	1	1		1	1	1	1	1	1	1	1	1	1	1	1	1
24-23191	Spring, Carb. Throttle Shaft Return		1	1	1	1		1	1	1	1	1	1	1	1	1	1	1	1	1
1399-535	Lever, Carburetor Throttle Stop		1	1	1	1			1											
10-20847	Screw, Carburetor Throttle Stop		1	1	1	1		1	1	1	1	1	1	1	1	1	1	1	1	1
10-23201	Screw, Carburetor Idle Adjustment		1		1	1		1		1	1	1	1							

PART NO.	DESCRIPTION	K 1	K 2	K 3	K 4	K 5	KB 1	KB 1A	KB 2	KB 3	KB 4	KB 4-1	KB 5	KD 3-1	KD 3-2	KD 4-1	KD 4-2	KD 4-3	KD 4S	K3 3
36-21317A2	Cap, Fuel Tank - Ass'y						1	1		1	1	1	1	1	1	1	1	1	1	
23241A1	Cap, Fuel Tank - Ass'y	1	1	1	1	1			1	(For Steel Fuel Tank)										
22-23314A2	Filter Ass'y, Fuel																			1
22-23314A2	Connector Ass'y																			1
23248	Filter, Fuel																			1
20-23246A1	Valve, Fuel Shut Off - Ass'y		1		1	1		1		1	1	1	1	1	1	1	1	1	1	1
20-23246A2	Valve, Fuel Shut Off		1		1	1		1		1	1	1	1	1	1	1	1	1	1	1
23248	Element, Shut Off Valve Filter		1		1	1		1		1	1	1	1	1	1	1	1	1	1	1
20-23247A1	Valve, Fuel Shut Off				1				1											
22665A1	Valve Ass'y, Fuel Shut Off																			1
32-23324A1	Line, Fuel - Ass'y																			1
32-23324	Line, Fuel																			1
32-23249	Line, Fuel	1	1	1	1	1	1	1	1	1							1	1	1	1
32-23251	Line, Fuel										1	1	1				1	1	1	1
32-23250	Line, Fuel													1	1					
32-23252	Line, Fuel Low Speed					1	1													
11-21310	Nut, Fuel Line Compression	2	2	2	2	2	2	2	2	2	2	2	2	2	2	2	2	2	2	2
11-23253	Nut, Low Speed Line Compression					2	2													
23-21309	Bushing, Fuel Line Compression	2	2	2	2	2	2	2	2	2	2	2	2	2	2	2	2	2	2	2
22-23254	Sleeve, Low Speed Line Compression					2	2													
37-23212	Decal Set													1	1					
37-23213	Decal Set					1	1									1	1	1	1	
37-23214	Decal Set	1	1	1			1	1	1	1										
37-23255	Decal, Stripe (Pair)													1	1	2	2	2	2	
37-23256	Decal, Name - Mercury													1	1	1	1	1	1	
37-23277	Decal, Oil Mixture Instructions													1	1	1	1	1	1	
38-23299	Plate, Serial Number & Instructions																			1
10-20314	Screw, Serial Number & Instructions																			4

PART NO.	DESCRIPTION	K 1	K 2	K 3	K 4	K 5	KB 1	KB 1A	KB 2	KB 3	KB 4	KB 4-1	KB 5	KD 3-1	KD 3-2	KD 4-1	KD 4-2	KD 4-3	KD 4S	KE 3
309-644	Magneto - Eisemann 61H - Complete	1	1	1			1	1	1					1						
310-645	Magneto - Eisemann 72H - Complete				1	1					1	1	1			1				1
396-846	Stator Ass'y - Less Control Lever	1	1	1			1	1	1					1						
396-847	Stator Ass'y - Less Control Lever				1	1					1	1	1			1				1
396-646	Plate - Stator	1	1	1			1	1	1					1						
396-647	Plate - Stator				1	1					1	1	1			1				1
396-648	Coil, Ignition - Less Core	1	1	1	2	2	1	1	1		2	2	2	1		2				2
12-23503	Washer, Ignition Coil End	1	1	1	2	2	1	1	1		2	2	2	1		2				2
12-23504	Washer, Insulation - Top	1	1	1	2	2	1	1	1		2	2	2	1		2				2
10-23505	Screw, Ignition Coil Core Fast.	2	2	2	4	4	2	2	2		4	4	4	2		4				4
12-23506	Washer, Ign. Coil Core Fast. Sc.	2	2	2	4	4	2	2	2		4	4	4	2		4				4
396-649	Breaker, Complete	1	1	1	2	2	1	1	1		2	2	2	1		2				2
10-20647	Screw, Breaker	1	1	1	2	2	1	1	1		2	2	2	1		2				2
12-23507	Washer, Breaker Screw Lock	1	1	1	2	2	1	1	1		2	2	2	1		2				2
12-20286	Washer, Breaker Screw Plain	1	1	1	2	2	1	1	1		2	2	2	1		2				2
396-650	Condenser	1	1	1	2	2	1	1	1		2	2	2	1		2				2
10-23508	Screw, Condenser Fastening	1	1	1	2	2	1	1	1		2	2	2	1		2				2
12-23509	Washer, Condenser Fastening	1	1	1	2	2	1	1	1		2	2	2	1		2				2
11-23510	Nut, Condenser Connection	1	1	1	2	2	1	1	1		2	2	2	1		2				2
12-23511	Washer, Condenser Connection	1	1	1	2	2	1	1	1		2	2	2	1		2				2
396-651	Clamp, High Tension Lead	1	1	1	1	1	1	1	1		1	1	1	1		1				1
10-23512	Screw, High Tension Lead	1	1	1	1	1	1	1	1		1	1	1	1		1				1
12-20286	Washer, High Tension Lead	1	1	1	1	1	1	1	1		1	1	1	1		1				1
396-652	Lead, High Tension	1	1	1			1	1	1					1						
396-653	Lead, High Tension Long				1	1					1	1	1			1				1
396-654	Lead, High Tension Short				1	1					1	1	1			1				1
396-655	Disc, High Tension Clamping				2	2					2	2	2			2				2
10-23512	Screw, High Tension Disc				2	2					2	2	2			2				2
12-20286	Washer, High Tension Disc				2	2					2	2	2			2				2
10-23515	Screw, Stator Plate Hub Clamp															1				1
12-23516	Washer, Stator Plate Hub Clamp															1				1
396-656	Flywheel, w/Ring Magnet - Ass'y				1	1					1	1	1			1				1
396-657	Flywheel, w/Ring Magnet - Ass'y	1	1	1			1	1	1											1
396-658	Cam, Breaker				1	1					1	1	1			1				1
396-659	Cam, Breaker	1	1	1			1	1	1											
13-22027	Washer, Breaker Cam Thrust	1	1	1	1	1	1	1	1		1	1	1			1				1
28-23513	Key, Flywheel	1	1	1			1	1	1											
28-23514	Key, Flywheel				1	1					1	1	1							1
10-23515	Screw, Stator Plate Hub Clamp	1	1	1	1	1	1	1	1		1	1	1							
12-23516	Washer, Stator Plate Hub Clamp	1	1	1	1	1	1	1	1		1	1	1							



PART NO.	DESCRIPTION	K 1	K 2	K 3	K 4	K 5	KB 1	KB 1A	KB 2	KB 3	KB 4	KB 4-1	KB 5	KD 3-1	KD 3-2	KD 4-1	KD 4-2	KD 4-3	KD 4S	KE 3
314-677	Magneto - Wico FW - 1329B - Complete									1										
395-678	Stator Ass'y									1										
395-679	Coll. Ignition									1										
13-23521	Washer, Ign. Cl. Cr. Screw Lock									2										
395-680	Wedre. Ignition Coil									1										
395-681	Breaker, Comp. (Con. Point Set)									1										
12-23972	Washer, Breaker Arm									1										
10-20674	Screw, Breaker Plate Clamp									1										
12-20286	Washer, Brkr. Plt. Clmp. Screw									1										
12-20286	Washer, Brkr. Plt. Clmp Sc. Lk.									1										
395-682	Cam, Breaker									1										
395-683	Bushing, High Tension Lead									1										
12-20286	Washer, High Ten. Lead Sc. Lk.									1										
395-684	Condenser									1										
28-23522	Key, Flywheel									1										
395-685	Lead, High Tension (11'')									1										
395-686	Flywheel									1										
23529	Lever Ass'y, Mag. Spark & Throttle										1	1	1		1					
23930	Lever Ass'y, Mag. Spark & Throttle							1		1							1	1		
23931	Lever Ass'y, Mag. Spark & Throttle							1		1										
23932	Lever Ass'y, Mag. Spark & Throttle		1	1					1											
23933	Lever Ass'y, Mag. Spark & Throttle													1	1					
23934	Lever Ass'y, Mag. Spark & Throttle	1																		
23935	Lever Ass'y, Mag. Spark & Throttle				1	1														
23936	Lever Ass'y, Mag. Spark & Throttle						1													
23960	Lever Ass'y, Mag. Spark & Throttle																		1	
24075A1	Lever Ass'y, Mag. Spark & Throttle																			1
10-20672	Screw, Lever to Mag. Stator	2	2	2			2	2	2	2	2	2	2							
10-20674	Screw, Lever to Mag. Stator				2	2										2				2
10-24620	Screw, Lever to Mag. Stator													1	1					1
10-20616	Screw, Lever Cam													1	1		1	1		1
13-20040	Washer, Lever Attaching Screw															2				2
13-20617	Washer, Lever Attaching Screw													1	2		2	2		2
21942	Knob, Control Lever	1	1	1			1	1	1	1	1	1	1	1	1	1	1	1	1	1
10-22379	Screw, Control Lever Knob	2	2	2			2	2	2	2	2	2	2			2				2
10-20037	Screw, Control Lever Knob													1	2		2	2		
23-20618	Spacer, Control Lever Cam																1	1		
23-23937	Spacer, Control Lever Cam													1	1					1
10-21602	Screw, Control Lever Attaching																1	1		
24076	Knob, Control Lever																			1
10-22028	Screw, Control Lever Knob																			2
33-20887	Plug, Spark w/Gasket															2	2	2	2	1
33-21375	Plug, Spark w/Gasket	1	1	1	2	2	1	1	1	1	2	2	2	1	1					
22-23944	Nipple, Spark Plug Rubber Covered	1	1	1	2	2	1	1	1											
23-23945	Sleeve, Spark Plug Wire Covered						1	1	1	1	2	2	2							

PART NO.	DESCRIPTION	K 1	K 2	K 3	K 4	K 5	KB 1	KB 1A	KB 2	KB 3	KB 4	KB 4-1	KB 5	KD 3-1	KD 3-2	KD 4-1	KD 4-2	KD 4-3	KD 4S	KS 3
23967	Kit Magnapull Starting Conversion									1				1	1					
23961A1	Housing Ass'y Starter									1				1	1					
23963A1	Housing Ass'y																			1
22819	Guide, Starter Cable									1			1	1	1					1
17-22439	Pin, Starter Spring Anchor													1	1					1
20762A2	Sheave Ass'y									1			1	1	1					1
10-20774	Screw, Sheave Hub Reinforcing									1			1	4	4					1
31-24079	Bearing									1			1	1	1					1
17-23962	Pin, Sheave Spring Anchor									1			1	1	1					1
17-20764	Pin, Pawl Retainer									1			1	1	1					1
50-21376A1	Shaft Ass'y Sheave													1	1					1
20771	Collar, Sheave Shaft													1	1					1
20769	Retainer, Pawl													1	1					1
13-20770	Washer, Pawl Retainer Tension													1	1					1
23952	Spindle, Starter Pulley									1			1							
20772A1	Pawl Ass'y									1			1	2	2					2
23951	Magnet, Starter Pawl									1			1	2	2					2
20589A1	Cable Ass'y									1			1	1	1					1
20170	Anchor, Cable													1	1					1
20171	Handle, Cable									1			1	1	1					1
20172	Bushing, Cable Handle									1			1	1	1					1
20777	Plate, Starter Friction													1	1					1
23949	Plate, Starter Friction									1			1							
24-20775	Spring, Starter Friction									1			1	1	1					1
11-21258	Nut, Starter Sheave Shaft Lock													1	1					1
12-21256	Washer, Starter Sheave Shaft Inside													2	2					3
13-21359	Washer, Starter Sheave Shaft Lock													1	1					1
28-21369	Key, Starter Sheave Shaft									1			1	1	1					1
10-21459	Screw, Starter Friction Plate									4			4	3	3					3
13-21272	Washer, Friction Plate									4			4							3
13-20040	Washer, Starter Friction Plate													3	3					3
10-21563	Screw, Starter Housing Front									2			2	2	2					2
10-24632	Screw, Starter Housing Rear									2			2	2	2					2
23964	Ratchet, Magnapull Starter																			1
22437	Ratchet, Magnapull Starter													1	1					
24084	Ratchet, Magnapull Starter																			1
23953	Ratchet, Starter									1										

See KF5 Parts List For This Starter

PART NO.	DESCRIPTION	K 1	K 2	K 3	K 4	K 5	KB 1	KB 1A	KB 2	KB 3	KB 4	KB 4-1	KB 5	KD 3-1	KD 3-2	KD 4-1	KD 4-2	KD 4-3	KD 4S	KE 3
24300A1	Bracket, Steering Handle - Ass'y	1	1	1	1	1	1	1	1	1	1	1	1	1	1	1	1	1	1	1
17-24301	Pin, Holding Spring Release	1	1	1	1	1	1	1	1	1	1	1	1	1	1	1	1	1	1	1
24-24302	Spring, Holding Leaf	1	1	1	1	1	1	1	1	1	1	1	1	1	1	1	1	1	1	1
10-21562	Screw, Holding Spring	1	1	1	1	1	1	1	1	1	1	1	1	1	1	1	1	1	1	1
13-21272	Washer, Holding Spring Screw	1	1	1	1	1	1	1	1	1	1	1	1	1	1	1	1	1	1	1
21627	Handle, Steering	1	1	1	1	1	1	1	1	1	1	1	1	1	1	1	1	1	1	1
21626	Grip, Steering Handle Rubber	1	1	1	1	1	1	1	1	1	1	1	1	1	1	1	1	1	1	1
10-21338	Screw, Steering Handle Bracket	3	3	3	3	3	3	3	3	3	3	3	3	3	3	3	3	3	3	3
13-21272	Washer, Steering Handle Brkt Attaching	3	3	3	3	3	3	3	3	3	3	3	3							
10-21628	Bolt, Steering Handle Hinge	1	1	1	1	1	1	1	1	1	1	1	1	1	1	1	1	1	1	1
11-21578	Nut, Steering Handle Hinge Bolt	1	1	1	1	1	1	1	1	1	1	1	1	1	1	1	1	1	1	1
24304A1	Plate, Co-Pilot	1	1	1	1	1	1	1	1	1	1	1	1	1	1	1	1	1	1	1
24-20229	Spring, Vibration Damping	2	2	2	2	2	2	2	2	2	2	2	2	2	2	2	2	2	2	2
1414-775	Bracket, Swivel	1	1	1	1	1	1	1	1	1	1	1	1	1	1	1	1	1	1	1
17-24305	Pin, Swivel Bracket	1	1	1	1	1	1	1	1	1	1	1	1	1	1	1	1	1	1	1
23655	Clamp, Co-Pilot	1	1	1	1	1	1	1	1	1	1	1	1	1	1	1	1	1	1	--
10-24625	Screw, Co-Pilot Clamp Fastening	1	1	1	1	1	1	1	1	1	1	1	1							
13-20202	Washer, Co-Pilot Clamp Fstn Screw	1	1	1	1	1	1	1	1	1	1	1	1	1	1	1	1	1	1	1
24354	Disc, Co-Pilot Friction	2	2	2	2	2	2	2	2	2	2	2	2	2	2	2	2	2	2	2
24-24309	Spring, Co-Pilot Friction						1	1	1	1	1	1	1							1
10-24630	Screw, Co-Pilot Clamp Fastening													1	1	1	1	1	1	1
24-20229	Spring, Co-Pilot Friction	1	1	1	1	1								1	1	1	1	1	1	1
24246	Handle, Steering					1														1
13-21547	Washer, Steering Handle Brkt Screw													3	3					
13-22773	Washer, Steering Handle Brkt Screw																			3
11-20509	Nut, Steering Handle Hinge Bolt																			1
10-24630	Screw, Co-Pilot Clamp Fastening																			1
12-20084	Washer, Co-Pilot Clamp Screw																			1
50-21316A1	Rope, Starting - Ass'y	1	1	1	1	1	1	1			1	1		1	1	1	1	1	1	
50-21316	Rope, Starting	1	1	1	1	1	1	1			1	1		1	1	1	1	1	1	
50-21315	Handle, Starting Rope	1	1	1	1	1	1	1	1	1	1	1		1	1	1	1	1	1	
23938	Plate, Starting	1	1	1	1	1	1	1	1		1	1				1				
23939	Plate, Starting														1					
23956	Plate, Starting													1						
23958	Plate, Starting															1	1			
23957	Ring, Flywheel Cover													1						
11-23941	Nut, Starting Plate Acorn	1	1	1	1	1	1	1			1	1				1	1	1		
23940	Plate, Starting										1			1	1	1				1
10-21459	Screw, Starting Plate									3				3	3					3
13-21272	Washer, Starting Plate Screw									3				3						
11-23942	Nut, Crankshaft Ext.				1	1					1	1	1			1	1	1		
11-23954	Nut, Starting Plate Spacer													1	1					
11-22496	Nut, Starting Plate Attaching													1	1					
12-23955	Washer, Starting Plate Spacer															1	1			
13-20040	Washer, Starting Plate Screw													3	3					3
23958	Kit, Starting Plate Conversion															1	1			

PART NO.	DESCRIPTION	K 1	K 2	K 3	K 4	K 5	KB 1	KB 1A	KB 2	KB 3	KB 4	KB 4-1	KB 5	KD 3-1	KD 3-2	KD 4-1	KD 4-2	KD 4-3	KD 4S	KE 3
1222-837A1	Tank, Fuel - Ass'y	1	1				1	1												
1223-838A1	Tank, Fuel - Ass'y			1					1											
1207-559A1	Tank, Fuel - Ass'y				1	1				1	1	1	1			1	1	1	1	
1209-561A1	Tank, Fuel - Ass'y									1										
1221-835A1	Tank, Fuel - Ass'y													1	1					
1215-625A1	Tank, Fuel - Ass'y																			1
11-20088	Nut, Fuel Tank Stud (Rear)	2	2		2	2	2	2		2	2	2	2	2	2	4	4	4	4	4
11-24647	Nut, Fuel Tank Stud (Front)	2	2		2	2	2	2		2	2	2	2	2	2	4	4	4	4	4
10-24628	Screw, Fuel Tank Front			2					2											
10-21338	Screw, Fuel Tank Rear			2					2											
13-21272	Washer, Fuel Tank Rear Screw			2					2					2	2	2	2	2	2	2
13-21272	Washer, Fuel Tank Front Screw	2	2		2	2	2	2		2	2	2	2	2	2	2	2	2	2	2
10-21558	Screw, Fuel Tank													1	1	1	1	1	1	1
10-22441	Screw, Fuel Tank													1	1	1	1	1	1	1
16-20356	Stud, Fuel Tank Front															2	2	2	2	2
16-23238	Stud, Fuel Tank Rear															2	2	2	2	2
16-23239	Stud, Fuel Tank Front													2	2					
16-23240	Stud, Fuel Tank Rear													2	2					
23318	Guide, Starter Cable																			1
27-23319	Gasket, Starter Cable Guide																			1
11-23320	Nut, Starter Cable Guide																			1
23322A1	Protector Rim																			1
10-21722	Screw, Protector Rim RH to LH Rear																			1
129-626	Cowl, Left Hand																			1
130-627	Cowl, Right Hand																			1
10-21722	Screw, Fuel Tank to Protector Rim																			4
13-20147	Washer, Fuel Tank to Protector Rim																			4
10-22485	Screw, Rim to Tank Brkt & Water Jkt.																			4
10-22491	Screw, Cowl to Protector Rim																			6
10-22038	Screw, Cowl to Cowl																			3
13-20147	Washer, Rim to Brkt. to Wtr. Jkt. Screw																			4



PART NO.	DESCRIPTION	K 1	K 2	K 3	K 4	K 5	KB 1	KB 1A	KB 2	KB 3	KB 4	KB 4-1	KB 5	KD 3-1	KD 3-2	KD 4-1	KD 4-2	KD 4-3	KD 4S	KE 3
1608-801A2	Gear Hsg, Wtr Pump & Prplr Ass'y				1	1					1	1	1			1	1	1	1	
1608-801A4	Gear Hsg, Wtr Pump & Prplr Ass'y	1	1	1			1	1	1	1				1	1					1
48-24419	Propeller	1	1	1	1	1	1	1	1											
48-24418	Propeller									1	1	1	1	1	1	1	1	1	1	1
11-24420	Nut, Propeller	1	1	1	1	1	1	1	1	1	1	1	1	1	1	1	1	1	1	1
18-22374	Pin, Propeller Nut Cotter	1	1	1	1	1	1	1	1	1	1	1	1	1	1	1	1	1	1	1
52-24421	Clutch, Propeller Rubber									1	1	1	1	1	1	1	1	1	1	1
24422	Absorber, Rubber Washer									1	1	1	1	1	1	1	1	1	1	1
12-20959	Washer, Shock Absorber Retaining									1	1	1	1	1	1	1	1	1	1	1
1608-801A1	Gear Hsg & Water Pump Ass'y				1	1					1	1	1			1	1	1	1	1
1608-801A3	Gear Hsg & Water Pump Ass'y	1	1	1			1	1	1					1	1					1
1608-801	Housing, Gear	1	1	1	1	1	1	1	1	1	1	1	1	1	1	1	1	1	1	1
27-24423	Gasket, Wtr Pump to Gear Hsg	1	1	1	1	1	1	1	1	1	1	1	1	1	1	1	1	1	1	1
10-24622	Screw, Wtr Pump to Gear Hsg	2	2	2	2	2	2	2	2	2	2	2	2	2	2	2	2	2	2	2
10-22384	Screw, Gear Housing Vent	1	1	1	1	1	1	1	1	1	1	1	1	1	1	1	1	1	1	1
26-24440A1	Seal, Ass'y - Drive Shaft Oil	1	1	1	1	1	1	1	1	1	1	1	1	1	1	1	1	1	1	1
26-24440	Seal, Oil	1	1	1	1	1	1	1	1	1	1	1	1	1	1	1	1	1	1	1
24-24441	Spring, Oil Seal Tension	1	1	1	1	1	1	1	1	1	1	1	1	1	1	1	1	1	1	1
23-22448	Spacer, Oil Seal	1	1	1	1	1	1	1	1	1	1	1	1	1	1	1	1	1	1	1
46-24424A3	Pump, Water - Ass'y													1	1					1
46-24424A2	Pump, Water - Ass'y				1	1					1	1	1				1	1	1	1
46-24424A4	Housing Wtr Pump Ass'y *	1	1	1	1	1	1	1	1	1	1	1	1				1	1	1	1
17-24425	Pin, Wtr Pump Cvr Grv Pin	1	1	1	1	1	1	1	1	1	1	1	1							
22-21290	Plug, Wtr Pump Hsg Grease	1	1	1	1	1	1	1	1	1	1	1	1	1	1	1	1	1	1	1
24426	Cam, Wtr Pump Hsg Grease	1	1	1	1	1	1	1	1	1	1	1	1				1	1	1	1
24427	Oscillator, Water Pump	1	1	1	1	1	1	1	1	1	1	1	1				1	1	1	1
24428	Cover, Water Pump	1	1	1	1	1	1	1	1	1	1	1	1				1	1	1	1
53-24431	Ring, Wtr Pump Cover Snap	1	1	1	1	1	1	1	1	1	1	1	1	1	1	1	1	1	1	1
17-20957	Pin, Clutch Drive (Shear)	1	1	1	1	1	1	1	1	1	1	1	1	1	1	1	1	1	1	1
17-24432	Pin, Water Pump Cam	1	1	1			1	1	1											
53-24433	Ring, Water Pump Cam Pin Lk	1	1	1			1	1	1											
44-24436A1	Propeller Shaft & Gear - Ass'y	1	1	1			1	1	1	1				1	1					1
44-24436A2	Propeller Shaft & Gear - Ass'y				1	1					1	1	1				1	1	1	1
44-24436	Shaft, Propeller	1	1	1	1	1	1	1	1	1	1	1	1	1	1	1	1	1	1	1
43-24437	Gear, Propeller Shaft	1	1	1			1	1	1	1						1	1	1	1	1
43-24438	Gear, Propeller Shaft				1	1					1	1	1				1	1	1	1
24434	Packing, Propeller Shaft	2	2	2			2	2	2	2	2	2	2				2	2		
24435	Cup, Prop. Shaft Gear Packing	1	1	1			1	1	1	1	1	1	1				1	1		
46-24424A1	Housing, Water Pump													1	1					1
17-21279	Pin, Anchor Groove													1	1					1
26-22058	Seal, Oil													1	1	1	1	1	1	1
47-24447	Impeller													1	1	1	1	1	1	1
24430	Hub, Impeller Drive													1	1					1
24429	Cover, Water Pump													/	/					1
17-24446	Pin, Propeller Shaft Gear	1					1	1	1	1	1	1	1	1	1	1	1	1	1	1
15-24679	Shim, Prop. Shaft Gear (Opt.)															1	1	1	1	1
17-24474	Pin, Propeller Clutch Drive										1	1	1	1	1	1	1	1	1	1
53-22475	Clutch Ass'y										1	1	1	1	1	1	1	1	1	1
53-22478	Member, Clutch Drive										1	1	1	1	1	1	1	1	1	1
52-22479	Member, Clutch Drive										1	1	1	1	1	1	1	1	1	1



PART NO.	DESCRIPTION	K 1	K 2	K 3	K 4	K 5	KB 1	KB 1A	KB 2	KB 3	KB 4	KB 4-1	KB 5	KD 3-1	KD 3-2	KD 4-1	KD 4-2	KD 4-3	KD 4S	KD 3	
1520-854A1	Housing, Drive Shaft Ass'y*				1	1					1	1	1			1	1	1		1	
1510-773A1	Housing, Drive Shaft Ass'y	1	1	1			1	1	1	1				1	1						
1520-854	Housing, Drive Shaft Ass'y																			1	1
32-24202	Pipe, Water Inlet	1	1	1	1		1	1	1	1				1	1					(1)	1
32-24209	Pipe, Water Inlet				1	1					1	1	1			1	1	1	1	1	1
26-21642	Seal, Oil															1	1	1			
27-24203	Gasket, Water Inlet Pipe	1	1	1	1	1	1	1	1	1	1	1	1	1	1	1	1	1	1	1	1
27-24204	Gasket, Drive Shaft Housing	1	1	1	1	1	1	1	1	1	1	1	1	1	1	1	1	1	1	1	1
24205	Cover, Exhaust Opening				1	1					1	1	1								
10-22378	Screw, Drive Shaft Hsg to Crankcase	4	4	1	4	4	4	4	4	4				4	4	4	4	4	4	4	4
10-20098	Screw, Drive Shaft Housing to Cylinder	2	2	2	2	2	2	2	2	2				2	2	2	2	2	2	2	2
10-20482	Screw, Drive Shaft Hsg to Crankcase										4	4	4								
10-21338	Screw, Drive Shaft Housing to Cylinder										2	2	2								
16-24206	Stud, Drive Shaft Housing				1	1					1	1	1			1	1	1	1	(1)	1*
16-24211	Stud, Drive Shaft Housing	1	1	1			1	1	1	1				1	1					1	1
11-20083	Nut, Drive Shaft Housing Stud	1	1	1	1	1	1	1	1	1	1	1	1	1	1	1	1	1	1	1	1
12-24657	Washer, Drive Shaft Housing Stud Nut	1	1	1	1	1	1	1	1	1	1	1	1	1	1	1	1	1	1	1	1
14-20747	Washer, Drive Shaft Housing Stud Nut													1	1	1	1	1	1	1	1
45-24207	Shaft, Drive*	(1)	Serial # 161001 to 164993 Only																		
45-24210	Shaft, Drive*	1	1	1	1	1	1	1	1	1	1	1	1	1	1	1	1	1	1	1	1*
1520-854A1	Kit 20 <sup>1</sup> / <sub>2</sub> " Driveshaft Hsg Conversion*	*1520-854A1 Kit Converts 40-101 Driveshaft Housing (19") to 20 <sup>1</sup> / <sub>2</sub> " Unit.																			
1520-854	Housing																				
16-24211	Stud																				
45-24210	Shaft, Drive																				
27-24204	Gasket																				
38-24208	Plate, Serial Number													1	1	1	1	1	1	1	1
10-20314	Screw, Serial Number Plate													2	2	2	2	2	2	2	2
1415-776A2	Bracket, Clamp - Ass'y	1	1	1	1	1	1	1	1	1	1	1	1	1	1	1	1	1	1	1	1
1415-776A1	Bracket, Right Hand Clamp - Ass'y	1	1	1	1	1	1	1	1	1	1	1	1	1	1	1	1	1	1	1	1
21738A1	Screw, Clmp Brkt & Pin Ass'y	1	1	1	1	1	1	1	1	1	1	1	1	1	1	1	1	1	1	1	1
24306	Disc, Clamp Bracket Screw	1	1	1	1	1	1	1	1	1	1	1	1	1	1	1	1	1	1	1	1
1416-777A1	Bracket, L.H. Clamp Ass'y	1	1	1	1	1	1	1	1	1	1	1	1	1	1	1	1	1	1	1	1
21738A1	Screw, Clmp Brkt & Pin Ass'y	1	1	1	1	1	1	1	1	1	1	1	1	1	1	1	1	1	1	1	1
24306	Disc, Clamp Bracket Screw	1	1	1	1	1	1	1	1	1	1	1	1	1	1	1	1	1	1	1	1
10-22977	Screw, Clamp Brkt Fastening	1	1	1	1	1	1	1	1	1	1	1	1	1	1	1	1	1	1	1	1
11-20088	Nut, Clamp Bracket Fastening	1	1	1	1	1	1	1	1	1	1	1	1	1	1	1	1	1	1	1	1
12-20583	Washer, Clamp Brkt Fstn Nut	1	1	1	1	1	1	1	1	1	1	1	1	1	1	1	1	1	1	1	1
10-22385	Bolt, Clamp Bracket	1	1	1	1	1	1	1	1	1	1	1	1	1	1	1	1	1	1	1	1
10-24308	Bolt, Clamp Bracket	1					1														
11-21578	Nut, Clamp Bracket Bolt	1	1	1	1	1	1	1	1	1	1	1	1	1	1	1	1	1	1	1	1
18-22375	Pin, Clamp Bracket Adjusting Safety	1	1	1	1	1	1	1	1	1	1	1	1	1	1	1	1	1	1	1	1
17-24355	Pin Ass'y, Tilt Lock						(All Models)														

## KF3, KF5 and MARK 5 PARTS LIST

### SERIAL NUMBERS:

Locate the serial number of the motor in the following table and order from the parts list under the column indicated for that serial number.

KF3 . . . . .	358136 thru 358551 358613 thru 358615
KF3-1 . . . . .	358552 thru 360135
KF3-2 . . . . .	374545 thru 375544
KF3-3 . . . . .	414293 and up
KF5 . . . . .	338136 thru 358135 372545 thru 374544 416793 thru 425562
KF5-1 . . . . .	425587 thru 426505
KF5-2 . . . . .	426506 thru 429080 431834 and up
Mark 5 . . . . .	574128 thru 591627 708000 thru 711399 762113 thru 786612

### INDEX:

	<u>Page</u>
Accessories . . . . .	15
Carburetor Assembly . . . . .	5
Choke Assembly, Complete . . . . .	6
Clamp and Swivel Bracket Assembly . . . . .	11
Cowl and Fuel Tank Assembly . . . . .	2
Crankcase and Bearing Housing Assembly . . . . .	9
Crankshaft and Center Main Bearing Assembly . . . . .	8
Cylinder, Crankshaft and Crankcase Assembly (KF3, -1, -2, and -3) . . . . .	10
Cylinder Block Assembly . . . . .	7
Drive Shaft Housing Assembly . . . . .	12
Drive Shaft Housing Assembly (Mark 5) . . . . .	13
Gear Housing Assembly, Complete . . . . .	14
Gear Housing Assembly, Complete (Mark 5) . . . . .	15
Magneto Assembly, Complete (Phelon) . . . . .	3
Magneto Assembly, Complete (Scintilla K1-6, K2A-3 and K2A-201) . . . . .	4
Neutral Lever Assembly . . . . .	1
Piston and Connecting Rod Assembly . . . . .	8
Starter Assembly . . . . .	1
Steering Handle Bracket Assembly . . . . .	11

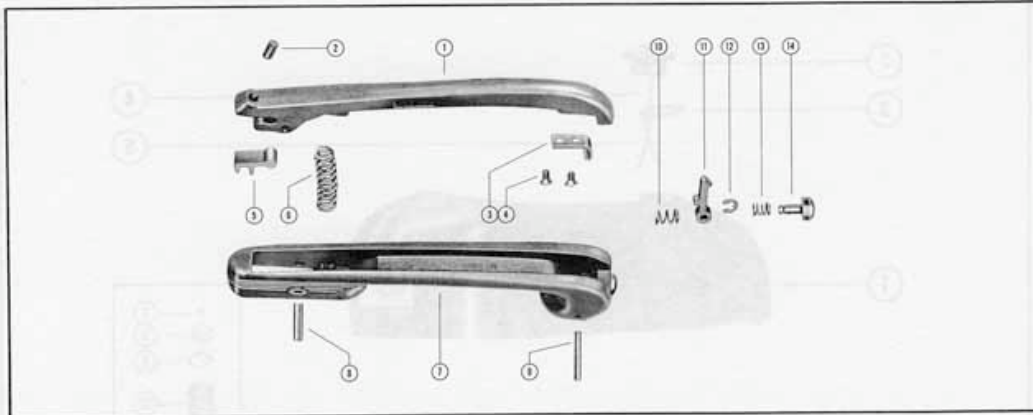
NEUTRAL LEVER ASSEMBLY

PART NO.	REF. NO.	DESCRIPTION	KF3	KF 3-1	KF 3-2	KF 3-3	KF5	KF 5-1	KF 5-2	MK5
24195A1	1	Neutral Lever Assembly	-	-	-	-	-	-	-	1
10-24229	2	Screw, neutral lever adjusting	-	-	-	-	-	-	-	1
24196	3	Catch, finger release	-	-	-	-	-	-	-	1
10-22379	4	Screw, release finger catch	-	-	-	-	-	-	-	2
24197	5	Yoke, neutral lever adjusting	-	-	-	-	-	-	-	1
24-24199	6	Spring, neutral lever	-	-	-	-	-	-	-	1
24189	7	Body, auxiliary handle	-	-	-	-	-	-	-	1
17-24198	8	Pin, roll - auxiliary handle to neutral lever	-	-	-	-	-	-	-	1
17-24192	9	Pin, roll - auxiliary handle to release finger	-	-	-	-	-	-	-	1
24-24191	10	Spring, release finger	-	-	-	-	-	-	-	1
24190	11	Finger, release	-	-	-	-	-	-	-	1
53-21058	12	"E" Ring, release button retaining	-	-	-	-	-	-	-	1
24-24194	13	Spring, release button	-	-	-	-	-	-	-	1
24193	14	Button, release	-	-	-	-	-	-	-	1

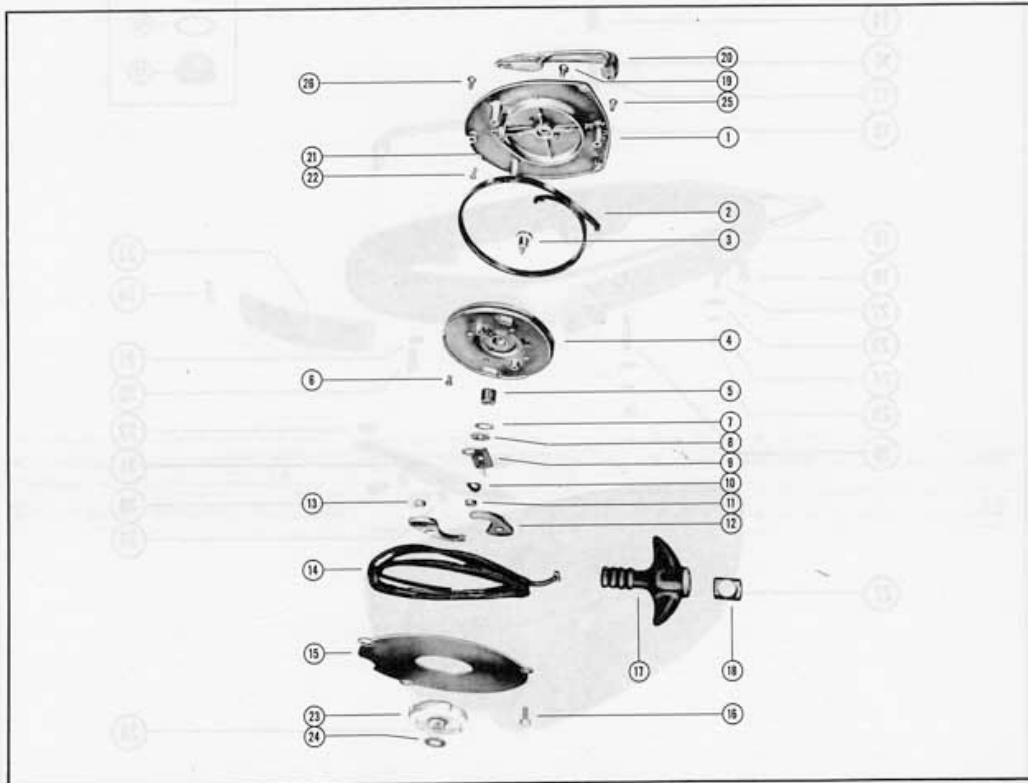
STARTER ASSEMBLY

PART NO.	REF. NO.	DESCRIPTION	KF3	KF 3-1	KF 3-2	KF 3-3	KF5	KF 5-1	KF 5-2	MK5
24091A2	-	Starter Assembly, Complete	1	1	1	1	1	1	1	-
24080A2	1	Starter Cover Assembly	1	1	1	1	1	1	1	-
143-768A1	1	Starter Cover Assembly	-	-	-	-	-	-	-	1
17-22439	-	Pin, spring anchor	1	1	1	1	1	1	1	-
17-24198	-	Pin, spring anchor	-	-	-	-	-	-	-	1
17-20563	-	Pin, sheave shaft retaining	1	1	1	1	1	1	1	1
24-24081	2	Spring, starter	1	1	1	1	1	1	1	1
24170	3	Shaft, starter sheave	1	1	1	1	1	1	1	1
24080A5	4	Starter Sheave Assembly	1	1	1	1	1	1	1	1
17-24171	-	Pin, retainer	1	1	1	1	1	1	1	1
17-20564	-	Pin, spring anchor	1	1	1	1	1	1	1	1
24078	5	Thread Guide	2	2	2	2	2	2	2	2
10-24776	6	Screw, sheave reinforcing	2	2	2	2	2	2	2	2
15-20767	7	Shim, sheave shaft (.010)	1	1	1	1	1	1	1	1
12-24172	8	Washer, sheave shaft	1	1	1	1	1	1	1	1
24085	9	Retainer, starter pawl	1	1	1	1	1	1	1	1
13-20511	10	Washer, wave - starter pawl	1	1	1	1	1	1	1	1
24169	11	Collar, sheave shaft	1	1	1	1	1	1	1	1
24181A1	12	Starter Pawl Assembly	2	2	2	2	2	2	2	2
20793	13	Magnet, starter pawl	2	2	2	2	2	2	2	2
22681A1	14	Starter Cable Assembly	1	1	1	1	1	1	1	1
24082	15	Plate, friction	1	1	1	1	1	1	1	1
10-22491	16	Screw, friction plate to cover	3	3	3	3	3	3	3	3
20171	17	Handle, starter cable	1	1	1	1	1	1	1	1
24804	18	End Cap, starter handle	1	1	1	1	1	1	1	1
10-20778	19	Screw, sheave shaft to cover	1	1	1	1	1	1	1	1
24168	20	Auxiliary Handle, starter cover	1	1	1	1	1	1	1	-
13-26996	21	Lockwasher, auxiliary handle screw	4	4	4	4	4	4	4	4
10-20411	22	Screw, auxiliary handle	4	4	4	4	4	4	4	4
24084	23	Ratchet, starter	1	1	1	1	-	-	-	-
22680	23	Ratchet, starter	-	-	-	-	1	1	1	1
12-20959	24	Washer, starter ratchet (optional)	-	-	-	-	1	1	1	1
10-24645	25	Screw, starter cover to tank (front)	-	-	-	2	2	2	2	2
10-22390	26	Screw, starter cover to tank (rear)	-	-	-	1	1	1	1	1
24086	--	Plate, auxiliary starter	1	1	1	-	-	-	-	-
10-20401	--	Screw, auxiliary starter plate	3	3	3	-	-	-	-	-
13-26996	--	Lockwasher, auxiliary starter plate screw	3	3	3	-	-	-	-	-
10-22484	--	Screw, starter cover to tank	3	3	3	-	-	-	-	-

### NEUTRAL LEVER ASSEMBLY



### STARTER ASSEMBLY




COWL AND FUEL TANK ASSEMBLY

PART NO.	REF. NO.	DESCRIPTION	KF3	KF 3-1	KF 3-2	KF 3-3	KF5	KF 5-1	KF 5-2	MKS
1217-631A1	1	Fuel Tank Assembly	1	1	-	-	-	-	-	-
1218-634A1	1	Fuel Tank Assembly	-	-	1	1	1	1	1	1
23318	-	Cable Guide	1	1	1	1	1	1	1	1
27-23319	-	Gasket, cable guide	1	1	1	1	1	1	1	1
11-23320	-	Nut, cable guide	1	1	1	1	1	1	1	1
36-21317A2	2	Fuel Tank Cap Assembly (1 1/32" opening)	1	1	-	-	-	-	-	-
36-23338A1	2	Fuel Tank Cap Assembly (1 3/32" opening)	-	-	1	1	1	1	1	1
27-21544	3	Gasket, fuel tank cap (for 36-21317A2)	1	1	-	-	-	-	-	-
27-23331	3	Gasket, fuel tank cap (for 36-23338A1)	-	-	1	1	1	1	1	1
36-23589A1	4	Chain and Spring Assembly	1	1	1	1	1	1	1	1
24-23244	5	Spring, fuel tank cap retaining	1	1	1	1	1	1	1	1
27-23245	-	Gasket, fuel tank cap vent screw	1	1	1	1	1	1	1	1
12-26014	-	Washer, fuel tank cap vent screw	1	1	-	-	-	-	-	-
12-20286	-	Washer, fuel tank cap vent screw	-	-	1	1	1	1	1	1
18-20180	-	Cotter Pin, fuel tank cap retainer	1	1	1	1	1	1	1	1
10-23339	-	Screw, vent - fuel tank cap	1	1	1	1	1	1	1	1
35-23262	6	Fuel Filter Assembly	1	1	1	1	1	1	1	1
11-20190	7	Nut, filter stud	1	1	1	1	1	1	1	1
21460	8	End Cap	1	1	1	1	1	1	1	1
12-21464	9	Washer, filter stud	2	2	2	2	2	2	2	2
35-21463	10	Element, filter	1	1	1	1	1	1	1	1
16-21451	11	Stud, filter	1	1	1	1	1	1	1	1
27-23211	12	Gasket, filter to tank	1	1	1	1	1	1	1	1
11-23263	13	Nut, adaptor	1	1	1	1	1	1	1	1
22-23216	14	Connector, fuel line	1	1	1	1	1	1	1	1
32-23341A1	--	Fuel Line Assembly	1	1	1	1	-	-	-	-
32-23341	15	Fuel Line	1	1	1	1	-	-	-	-
32-22682A1	--	Fuel Line Assembly	-	-	-	-	1	1	1	1
32-22682	15	Fuel Line	-	-	-	-	1	1	1	1
23-21309	16	Sleeve, compression - fuel line	2	2	2	2	2	2	2	2
11-21310	17	Nut, compression - fuel line	2	2	2	2	2	2	2	2
23322A1	18	Protector Rim Assembly	1	1	1	1	-	-	-	-
10-21722	19	Screw, protector rim	1	1	1	1	-	-	-	-
12-24668	--	Washer, protector rim screw	1	1	1	1	-	-	-	-
21094A1*	18	Protector Rim Assembly	-	-	-	-	-	-	-	-
23349A1	18	Protector Rim Assembly	-	-	-	-	1	1	1	1
11-22684	--	Nut, spring unit	-	-	-	-	4	4	4	4
17-23336	--	Rivet, nut to protector rim	-	-	-	-	8	8	8	8
10-21722	20	Screw, fuel tank to protector rim	4	4	4	-	4	4	4	4
10-20540	20	Screw, fuel tank to protector rim	-	-	-	4	4	4	4	4
13-24669	21	Lockwasher, protector rim to tank screw	-	-	-	-	2	2	2	2
16-23143	22	Stud, cylinder cover to protector rim	-	-	-	-	2	2	2	2
12-23327	23	Washer, bracket to protector rim (rubber)	-	-	-	-	2	2	2	2
12-24664	24	Washer, protector rim stud	-	-	-	-	2	2	2	2
11-24652	25	Nut, protector rim stud	-	-	-	-	2	2	2	2
16-21718	26	Stud, bracket to protector rim	-	-	-	-	1	1	1	1
108-152A1	27	Cowl Assembly	-	-	-	-	-	-	-	-
108-153A1*	27	Cowl Assembly	-	-	-	-	-	-	-	-
25-22683	28	Grommet, choke rod	-	-	-	-	1	1	1	1
11-22684	--	Nut, spring unit	-	-	-	-	2	2	2	2
17-22685	--	Rivet, nut to cowl	-	-	-	-	4	4	4	4
16-23334	--	Stud (rear)	-	-	-	-	2	2	2	2
16-23335	--	Stud (sides)	-	-	-	-	4	4	4	4
17-23333	--	Pin, cross	-	-	-	-	6	6	6	6
21095*	--	Shield	-	-	-	-	-	-	-	-
25-21099*	--	Grommet, rubber-shield bosses (upper)	-	-	-	-	-	-	-	-
25-20116*	--	Grommet, rubber-shield bosses (lower)	-	-	-	-	-	-	-	-
24-21097*	--	Spring, shield bosses (upper)	-	-	-	-	-	-	-	-
11-21096*	--	Nut, push-on shield bosses	-	-	-	-	-	-	-	-
21098*	--	Bumper, rubber - shield fastening	-	-	-	-	-	-	-	-
131-628	--	Cowl, port side	1	1	1	1	-	-	-	-
132-629	--	Cowl, starboard side	1	1	1	1	-	-	-	-
10-20031	29	Screw, fuel tank mounting bracket	-	-	-	-	2	2	2	2
13-26992	30	Lockwasher, fuel tank bracket screw	-	-	-	-	2	2	2	2
21712	31	Bracket, fuel tank mounting (front)	-	-	-	-	1	1	1	1
23-21717	32	Bushing, bracket to protector rim (front)	-	-	-	-	2	2	2	2
38-23340	33	Serial Plate	1	1	1	1	-	-	-	-
38-23337	33	Serial Plate	-	-	-	-	1	1	1	1
38-23489	33	Serial Plate	-	-	-	-	-	-	-	-
10-20314	34	Screw, drive	4	4	4	4	4	4	4	4
10-22491	--	Screw, protector rim to cowl	6	6	6	6	-	-	-	-
12-24668	--	Washer, protector rim to cowl screw	6	6	6	6	-	-	-	-
10-22038	--	Screw, cowl to cowl	3	3	3	3	-	-	-	-
10-22485	--	Screw, bracket to protector rim	2	2	2	2	-	-	-	-
13-26992	--	Lockwasher, fuel tank to protector rim	6	6	6	6	-	-	-	-
12-20583	--	Washer, bracket rim screw	2	2	2	2	-	-	-	-

\* Latest style Cowl and Protector Rim to incorporate new Mark 5 Shield, 21095.

# COWL AND FUEL TANK ASSEMBLY

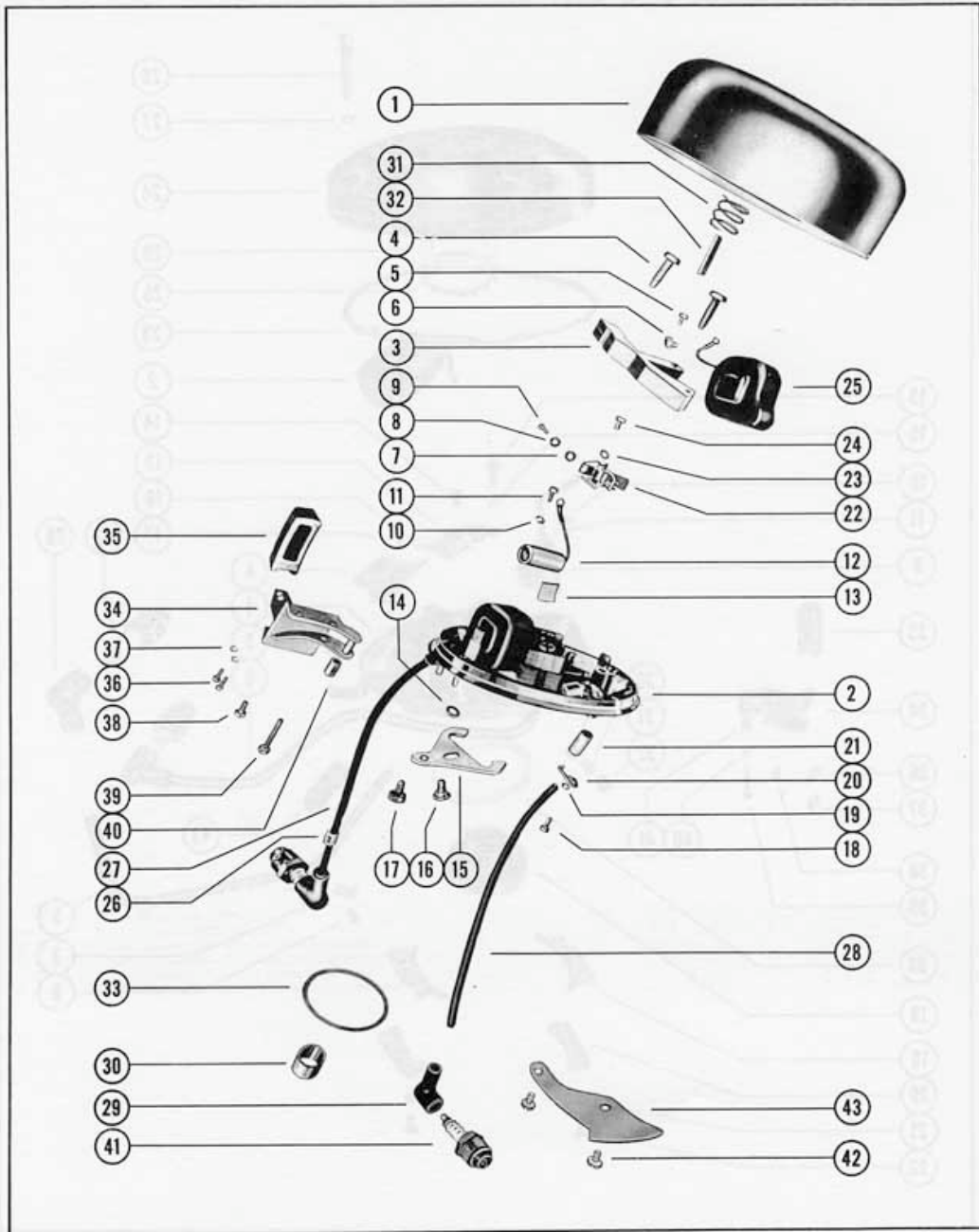




MAGNETO ASSEMBLY, COMPLETE (PHELON)

PART NO.	REF. NO.	DESCRIPTION	KF 3-3	KF 5-1	KF 5-2	MK5
317-724	-	Magneto Assembly, Complete (Phelon)	1	-	-	-
318-728	-	Magneto Assembly, Complete (Phelon)	-	1	1	-
317-772	-	Magneto Assembly, Complete (Phelon)	-	-	-	1
398-727	1	Flywheel	1	-	-	-
398-691	1	Flywheel	-	1	1	1
398-725A1	2	Stator Plate Assembly	1	-	-	-
398-712A1	2	Stator Plate Assembly	-	1	1	1
398-725	3	Stator and Core	1	-	-	-
398-712	3	Stator and Core	-	1	1	1
10-23556	4	Screw, core fastening	2	4	4	4
10-21130	5	Screw, ground terminal	1	2	2	2
398-732	6	Clip, ground wire	1	2	2	2
398-733	7	Insulator, breaker connection screw	1	2	2	2
12-21135	8	Washer, breaker connection screw	1	2	2	2
10-23976	9	Screw, breaker connection	1	2	2	2
13-21134	10	Lockwasher, condenser attaching screw	1	2	2	2
10-21133	11	Screw, condenser attaching	1	2	2	2
398-713	12	Condenser	1	2	2	2
398-723	13	Felt Wick, cam wiper	1	1	1	-
13-21144	14	Lockwasher, friction clamp stud	2	2	2	2
398-717	15	Clamp, friction	2	2	2	2
16-24450	16	Stud, friction clamp	2	2	2	2
10-23992	17	Screw, friction clamp	2	2	2	2
10-21138	18	Screw, lead wire clamp	1	2	2	2
13-21134	19	Lockwasher, lead wire clamp screw	1	2	2	2
398-720	20	Clamp, lead wire tube	1	1	1	1
32-21137	21	Tube, lead wire	1	2	2	2
398-174	22	Breaker Point Assembly	1	2	2	2
13-21134	23	Lockwasher, fixed contact screw	1	2	2	2
10-21133	24	Screw, fixed contact	1	2	2	2
398-716	25	Coil, ignition 378-173	1	2	2	2
20623	26	Marker, "top" - lead wire	-	1	1	1
398-695	27	Lead, high tension - top	1	1	1	1
398-696	28	Lead, high tension - bottom	-	1	1	1
20119	29	Protector, spark plug	1	2	2	2
398-1033	30	Cam, breaker	1	-	-	-
398-694	30	Cam, breaker	-	1	1	1
24-22677	31	Spring, magneto	-	1	1	1
28-22026	32	Key, flywheel	1	-	-	-
28-22676	32	Key, flywheel	-	1	1	1
15-20626	33	Shim, magneto pilot (.015)	-	1	1	1
13-22027	--	Washer, wave - flywheel	1	-	-	-
24075A1	34	Throttle Handle Assembly	1	-	-	-
22861A1	34	Throttle Handle Assembly	-	1	1	1
24076	35	Knob, throttle handle	1	-	-	-
24167	35	Knob, throttle handle	-	1	1	1
10-22028	36	Screw, throttle handle knob attaching	2	2	2	2
13-26991	37	Lockwasher, throttle handle attaching screw	2	1	1	1
13-22675	37	Lockwasher, throttle handle attaching screw	-	1	1	1
10-20616	38	Screw, throttle handle attaching - short	1	1	1	1
10-24620	39	Screw, throttle handle attaching - long	1	-	-	-
10-22031	39	Screw, throttle handle attaching - long	-	1	1	1
23-23937	40	Spacer, throttle cam	1	-	-	-
23-20618	40	Spacer, throttle cam	-	1	1	1
33-22805	41	Spark Plug	1	2	2	2
10-22028	42	Screw, limit plate	-	-	-	2
22673	43	Plate, limit	-	-	-	1

MAGNETO ASSEMBLY, COMPLETE (PHELON)

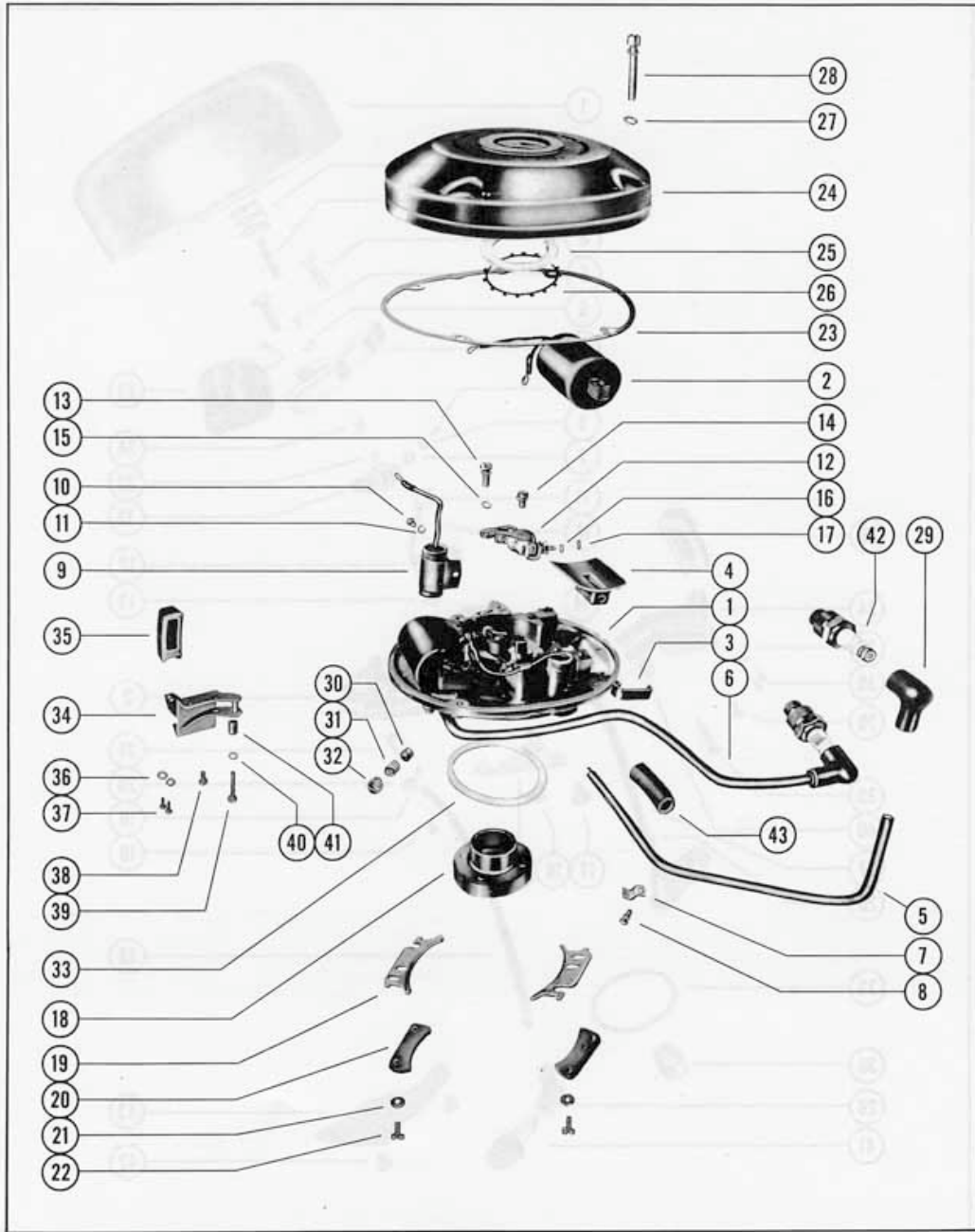


MAGNETO ASSEMBLY, COMPLETE (SCINTILLA)

PART NO.	REF. NO.	DESCRIPTION	KF3	KF 3-1	KF 3-2	KF5 *	KF5 **
312-662	-	Magneto Assembly (Scintilla KI-6)	1	1	1	-	-
321-853A1	-	Magneto Assembly (Scintilla K2A-3)	-	-	-	1	-
399-651	-	Magneto Assembly (Scintilla K2A-201)	-	-	-	-	1
399-663	1	Plate, stator	1	1	1	-	-
399-664	1	Plate, stator	-	-	-	1	-
399-751	1	Plate, stator	1	1	1	-	-
399-756	2	Coil, ignition	1	1	1	2	2
399-126	3	Clamp, coil core fastening	2	2	2	4	4
399-129	4	Insulator, high tension lead	1	1	1	2	2
399-665	5	Lead, high tension - short	1	1	1	1	-
399-757	5	Lead, high tension - short	-	-	-	-	1
399-666	6	Lead, high tension - long	-	-	-	1	-
399-758	6	Lead, high tension - long	-	-	-	-	2
399-130	7	Clamp, high tension lead	1	1	1	2	2
10-20884	8	Screw, high tension lead clamp	1	1	1	2	2
13-26995	-	Lockwasher, high tension clamp screw	1	1	1	2	2
399-123	9	Condenser	1	1	1	2	2
10-20884	10	Screw, condenser attaching	1	1	1	2	2
13-26995	11	Lockwasher, condenser attaching screw	1	1	1	2	2
399-675	12	Breaker Assembly	1	1	1	2	-
399-121A1	12	Breaker Assembly	-	-	-	-	2
10-20884	13	Screw, breaker assembly to stator plate	2	2	2	4	-
13-26995	--	Lockwasher, breaker assembly screw	2	2	2	4	-
10-20879	14	Screw and Lockwasher, breaker assembly to stator plate	-	-	-	-	4
12-20878	15	Washer, breaker assembly screw	1	1	1	2	2
13-24658	16	Lockwasher, primary connector to breaker assembly	1	1	1	2	-
13-20378	16	Lockwasher, primary connector to breaker assembly	-	-	-	-	2
11-20881	17	Nut, primary connector to breaker assembly	1	1	1	2	2
10-20672	--	*Screw, primary connector to stator plate	1	1	1	-	-
13-26995	--	*Lockwasher, primary connector to stator plate screw	1	1	1	-	-
399-669	18	Magnet, rotating	1	1	1	-	-
399-670	18	Magnet, rotating	-	-	-	1	-
399-755	18	Magnet, rotating	-	-	-	-	1
24-23518	19	Spring, stator plate tension	2	2	2	2	-
24-20569	19	Spring, stator plate tension	-	-	-	-	2
399-671	20	Plate, stator plate tension spring	2	2	2	2	-
399-787	20	Plate, stator plate tension spring	-	-	-	-	2
13-26996	21	Lockwasher, stator plate tension screw	4	4	4	4	-
10-24621	22	Screw, stator plate tension	4	4	4	4	-
10-24066	--	Screw and Lockwasher, stator plate tension	-	-	-	-	4
27-20600	23	Gasket, magneto cover	-	-	-	-	1
399-131	24	Cover, magneto	-	-	-	-	1
12-20885	25	Washer, felt - magneto cover	-	-	-	-	1
399-132	26	Ring, lock - magneto cover	-	-	-	-	1
12-20603	27	Washer, magneto cover screw	-	-	-	-	4
10-20602	28	Screw and Lockwasher, magneto cover	-	-	-	-	4
20119	29	Protector, spark plug	1	1	1	2	2
20737	30	Plug, friction screw spring	2	2	2	2	2
24-20609	31	Spring, friction screw	2	2	2	2	2
10-20608	32	Screw, tension	2	2	2	2	2
205-672A1	--	Flywheel Assembly	1	1	1	-	-
205-672A2	--	Flywheel Assembly	-	-	-	1	-
204-455	--	Flywheel	-	-	-	-	1
28-22440	--	Key, flywheel	1	1	1	-	-
28-24065	--	Key, flywheel	-	-	-	1	1
23520	--	Plate, cover	1	1	1	-	-
12-20878	--	Washer, cover plate screw	2	2	2	-	-
10-20597	--	Screw, cover plate	2	2	2	-	-
15-20626	33	Shim, stator plate (.015)	1	1	1	1	1
24075A1	34	Throttle Handle Assembly	1	1	1	-	-
22861A1	34	Throttle Handle Assembly	-	-	-	1	1
24076	35	Knob, throttle handle	1	1	1	-	-
24167	35	Knob, throttle handle	-	-	-	1	1
13-26991	36	Lockwasher, handle attaching screw	2	2	2	2	2
10-22028	37	Screw, throttle handle knob attaching	2	2	2	2	2
10-20616	38	Screw, throttle handle attaching - short	1	1	1	1	1
10-24620	39	Screw, throttle handle attaching - long	1	1	1	-	-
10-22031	39	Screw, throttle handle attaching - long	-	-	-	1	1
13-22675	40	Lockwasher, handle attaching screw	-	-	-	1	1
23-23937	41	Spacer, throttle cam	1	1	1	-	-
23-20618	41	Spacer, throttle cam	-	-	-	1	1
33-22805	42	Spark Plug	1	1	1	2	2
24178	--	Support, cable	-	-	-	1	1
23-23945	43	Bushing, ignition wire	-	-	-	1	1

- \* Use Scintilla Magneto (K2A-3) on all KF5 motors up to Serial #340835.
- \*\* Use Scintilla Magneto (K2A-201) on all KF5 motors from Serial #340836 to #425562.
- # Screw and Lockwasher are used only with coils having primary leads at each end.

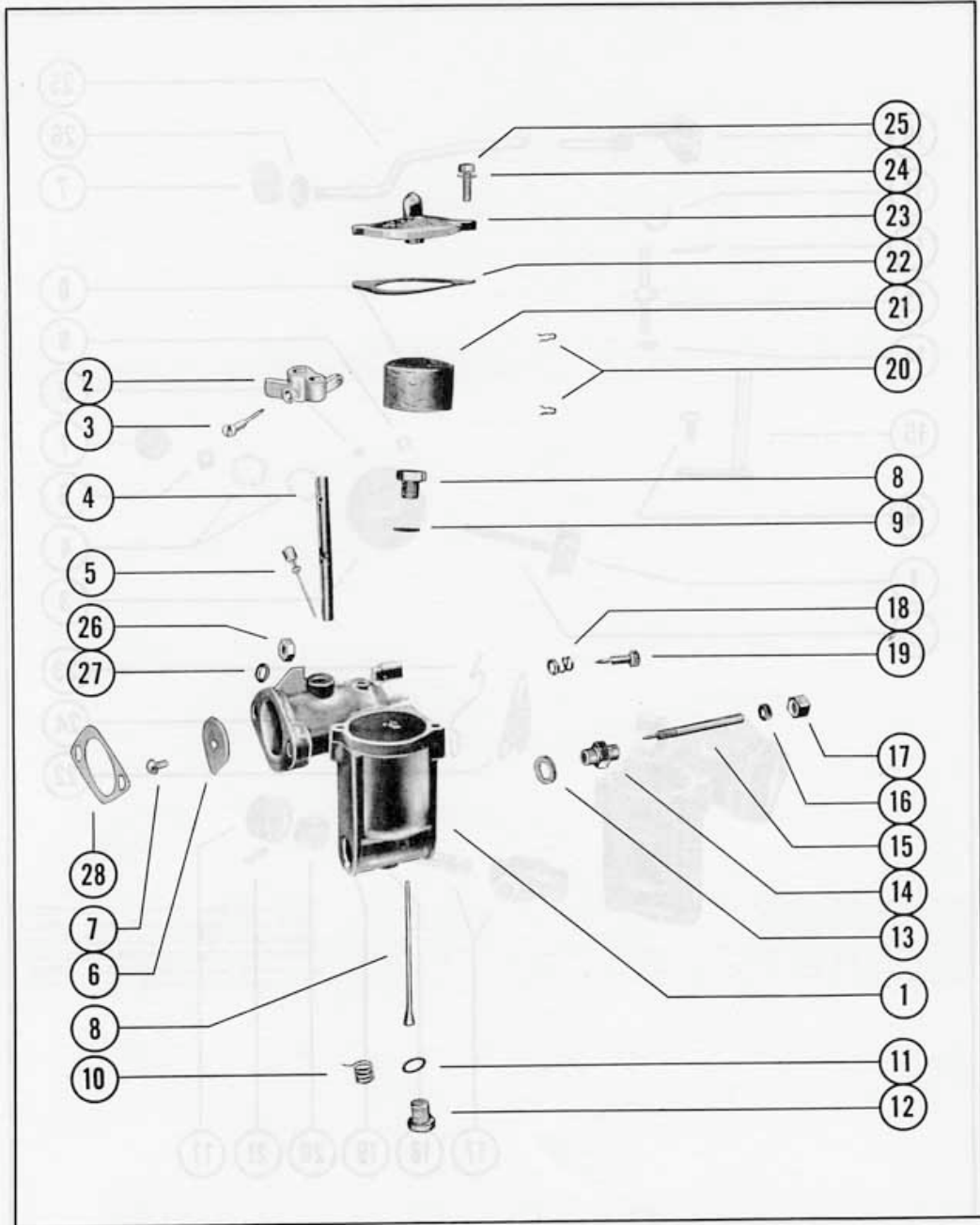
MAGNETO ASSEMBLY, COMPLETE (SCINTILLA)



CARBURETOR ASSEMBLY

PART NO.	REF. NO.	DESCRIPTION	KF3	KF 3-1	KF 3-2	KF 3-3	KF5	KF 5-1	KF 5-2	MK5
1312-578	1	Carburetor Assembly (AJ-10B)	1	1	1	1	-	-	-	-
1315-582	1	Carburetor Assembly (AJ-30A)	-	-	-	-	1	1	1	-
1322-613	1	Carburetor Assembly (AJ-30B)	-	-	-	-	-	-	-	1
1399-97	2	Lever, throttle stop	1	1	1	1	1	1	1	1
10-20847	3	Screw, throttle stop lever	1	1	1	1	1	1	1	1
1399-536	-	Pin, throttle shutter shaft stop	1	1	1	1	-	-	-	-
1399-531	4	Shaft, throttle	1	1	1	1	1	1	1	1
1399-526	5	Jet, idle	1	1	1	1	1	1	1	1
27-23180	-	Gasket, idle jet	1	1	1	1	-	-	-	-
1399-533	6	Shutter, throttle	1	1	1	1	-	-	-	-
1399-699	6	Shutter, throttle	-	-	-	-	1	1	1	1
10-21471	7	Screw and Lockwasher, throttle shutter	1	1	1	1	1	1	1	1
1399-521	8	Inlet Needle and Seat	1	1	1	1	-	-	-	-
1399-586	8	Inlet Needle and Seat	-	-	-	-	1	1	1	1
27-23167	9	Gasket, inlet valve seat	1	1	1	1	-	-	-	-
27-23284	9	Gasket, inlet valve seat	-	-	-	-	1	1	1	1
24-23191	10	Spring, throttle shaft return	1	1	1	1	1	1	1	1
27-23284	11	Gasket, inlet valve channel plug	1	1	1	1	1	1	1	1
10-23030	12	Screw, inlet valve channel plug	1	1	1	1	-	-	-	-
10-23285	12	Screw, inlet valve channel plug	-	-	-	-	1	1	1	1
27-20848	13	Gasket, main adjustment screw gland	1	1	1	1	1	1	1	1
1399-94	14	Gland, main adjustment screw	1	1	1	1	1	1	1	1
10-23264	15	Screw, main adjustment	1	1	1	1	-	-	-	-
10-23286	15	Screw, main adjustment	-	-	-	-	1	1	1	1
1399-108	16	Packing, main adjustment screw	1	1	1	1	1	1	1	1
11-20849	17	Nut, main adjustment screw packing	1	1	1	1	1	1	1	1
24-20856	18	Spring, idle adjustment	1	1	1	1	1	1	1	1
10-23179	19	Screw, idle adjustment	1	1	1	1	-	-	-	-
1399-619	19	Screw, idle adjustment	-	-	-	-	1	1	1	1
18-21579	20	Cotter Pin, float retainer	1	1	1	1	1	1	1	1
1399-570	21	Float, carburetor	1	1	1	1	1	1	1	1
1399-99	22	Gasket, float bowl cover	1	1	1	1	1	1	1	1
1399-598	23	Cover, float bowl	1	1	1	1	-	-	-	-
1399-585	23	Cover, float bowl	-	-	-	-	1	1	1	1
13-26995	24	Lockwasher, float bowl cover screw	2	2	2	2	2	2	2	2
10-20854	25	Screw, float bowl cover	2	2	2	2	1	1	1	1
10-22567	--	Screw, float bowl drain	1	1	1	1	-	-	-	-
27-23184	--	Gasket, float bowl drain screw	1	1	1	1	-	-	-	-
19-20011	--	Welch Plug	1	1	1	1	1	1	1	1
1399-95	--	Lead Shot	-	-	-	-	3	3	3	2
11-20088	26	Nut, carburetor mounting stud	2	2	2	2	-	-	-	-
11-22433	26	Nut, carburetor mounting stud	-	-	-	-	2	2	2	-
11-21825	26	Nut, carburetor mounting stud	-	-	-	-	-	-	-	2
12-20583	27	Washer, carburetor stud	2	2	2	2	2	2	2	2
27-23199	28	Gasket, carburetor flange	1	1	1	1	-	-	-	-
27-22023	28	Gasket, carburetor flange	-	-	-	-	1	1	1	1

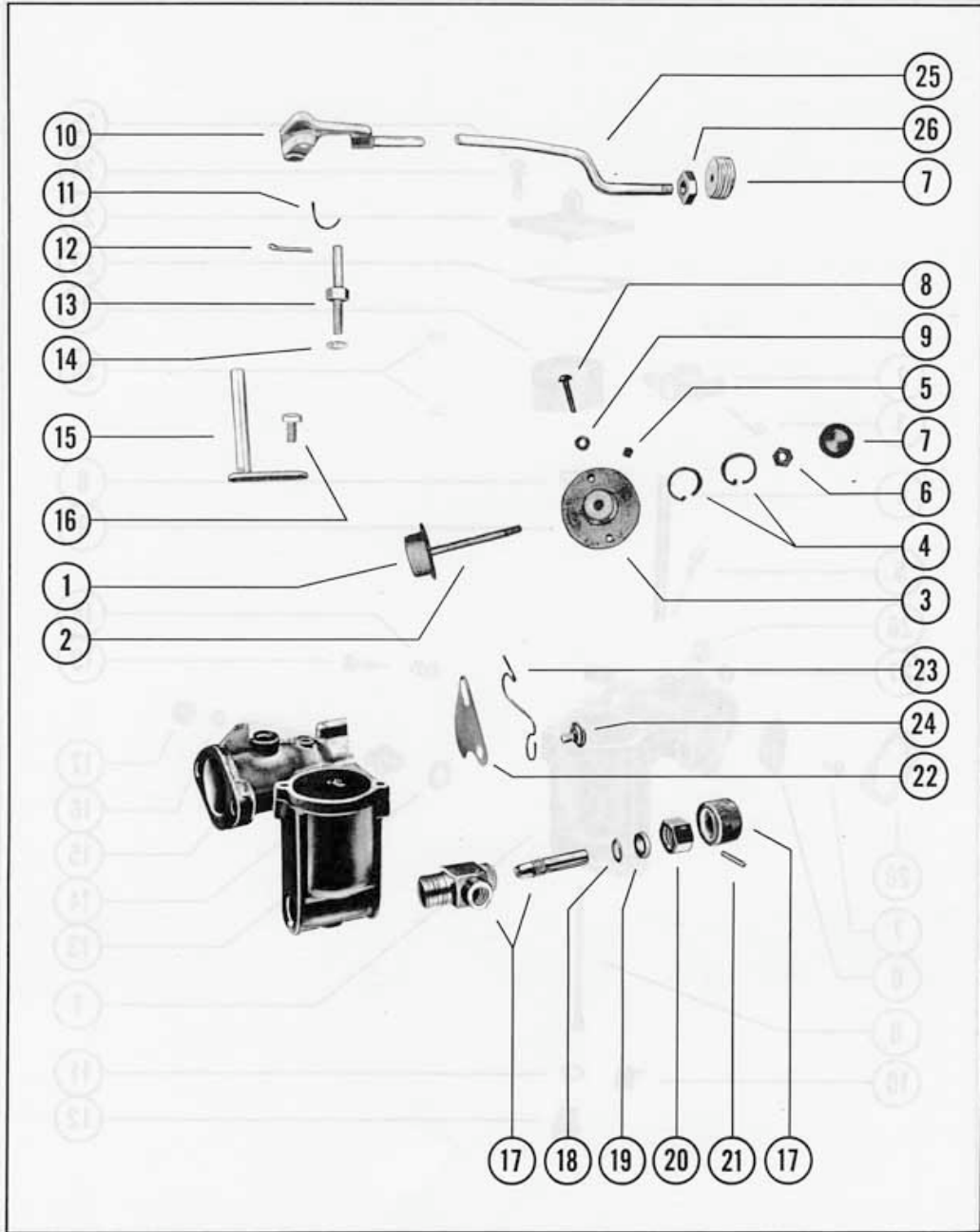
CARBURETOR ASSEMBLY



CHOKE ASSEMBLY (COMPLETE)

PART NO.	REF. NO.	DESCRIPTION	KF3	KF 3-1	KF 3-2	KF 3-3	KF5	KF 5-1	KF 5-2	MK5
23224A6	-	Choke Assembly (Complete)	1	1	1	1	-	-	-	-
23224A5	-	Choke Valve & Rod Assembly	1	1	1	1	-	-	-	-
23224	1	Valve, choke	1	1	1	1	-	-	-	-
23297	2	Rod, choke	1	1	1	1	-	-	-	-
23236	3	Bracket, choke	1	1	1	1	-	-	-	-
24-23228	4	Spring, choke bracket	2	2	2	2	-	-	-	-
17-23229	5	Pin, choke rod	1	1	1	1	-	-	-	-
11-20645	6	Nut, choke knob stop	1	1	1	1	-	-	-	-
23298	7	Knob, choke	1	1	1	1	-	-	-	-
10-24609	8	Screw, choke bracket to carburetor	2	2	2	2	-	-	-	-
13-26995	9	Lockwasher, choke bracket to carburetor screw	2	2	2	2	-	-	-	-
23304A1	10	Choke Lever Assembly	-	-	-	-	1	1	1	-
20178A1	10	Choke Lever Assembly	-	-	-	-	-	-	-	1
17-20648	11	Pin, choke rod retaining	-	-	-	-	1	1	1	1
18-23294	12	Cotter Pin, choke lever retaining	-	-	-	-	4	4	4	1
22454	13	Stud, choke lever	-	-	-	-	2	2	2	1
13-26995	14	Lockwasher, choke lever stud	-	-	-	-	2	2	2	1
22430A1	15	Throttle Lever Assembly	1	1	1	1	-	-	-	-
20596A2	15	Throttle Lever Assembly	-	-	-	-	1	1	1	1
10-20597	16	Screw, throttle lever to carburetor	1	1	1	1	1	1	1	-
10-20566	16	Screw, throttle lever to carburetor	-	-	-	-	-	-	-	1
22665A1	17	Fuel Shut-Off Valve Assembly	1	1	1	1	1	1	1	1
12-22668	18	Washer, packing gland	1	1	1	1	1	1	1	1
22669	19	Packing Gland	3	3	3	3	3	3	3	3
11-22667	20	Nut, gland	1	1	1	1	1	1	1	1
17-22672	21	Pin, valve knob retaining	1	1	1	1	1	1	1	1
23305	22	Shutter, choke	-	-	-	-	1	1	1	-
23310	22	Shutter, choke	-	-	-	-	-	-	-	1
24-23295	23	Spring, choke shutter	-	-	-	-	1	1	1	-
24-23311	23	Spring, choke shutter	-	-	-	-	-	-	-	1
10-20578	24	Screw, choke shutter	-	-	-	-	1	1	1	1
23302	25	Rod, choke	-	-	-	-	1	1	1	-
23312	25	Rod, choke	-	-	-	-	-	-	-	1
11-20645	26	Nut, choke rod stop	-	-	-	-	1	1	1	1
23298	7	Knob, choke	-	-	-	-	1	1	1	-
21093	7	Knob, choke	-	-	-	-	-	-	-	1
23303	--	Equalizer, choke	-	-	-	-	1	1	1	-
23308	--	Detent, choke	-	-	-	-	1	1	1	-
24299	--	Link, choke equalizer	-	-	-	-	1	1	1	-

CHOKE ASSEMBLY (COMPLETE)

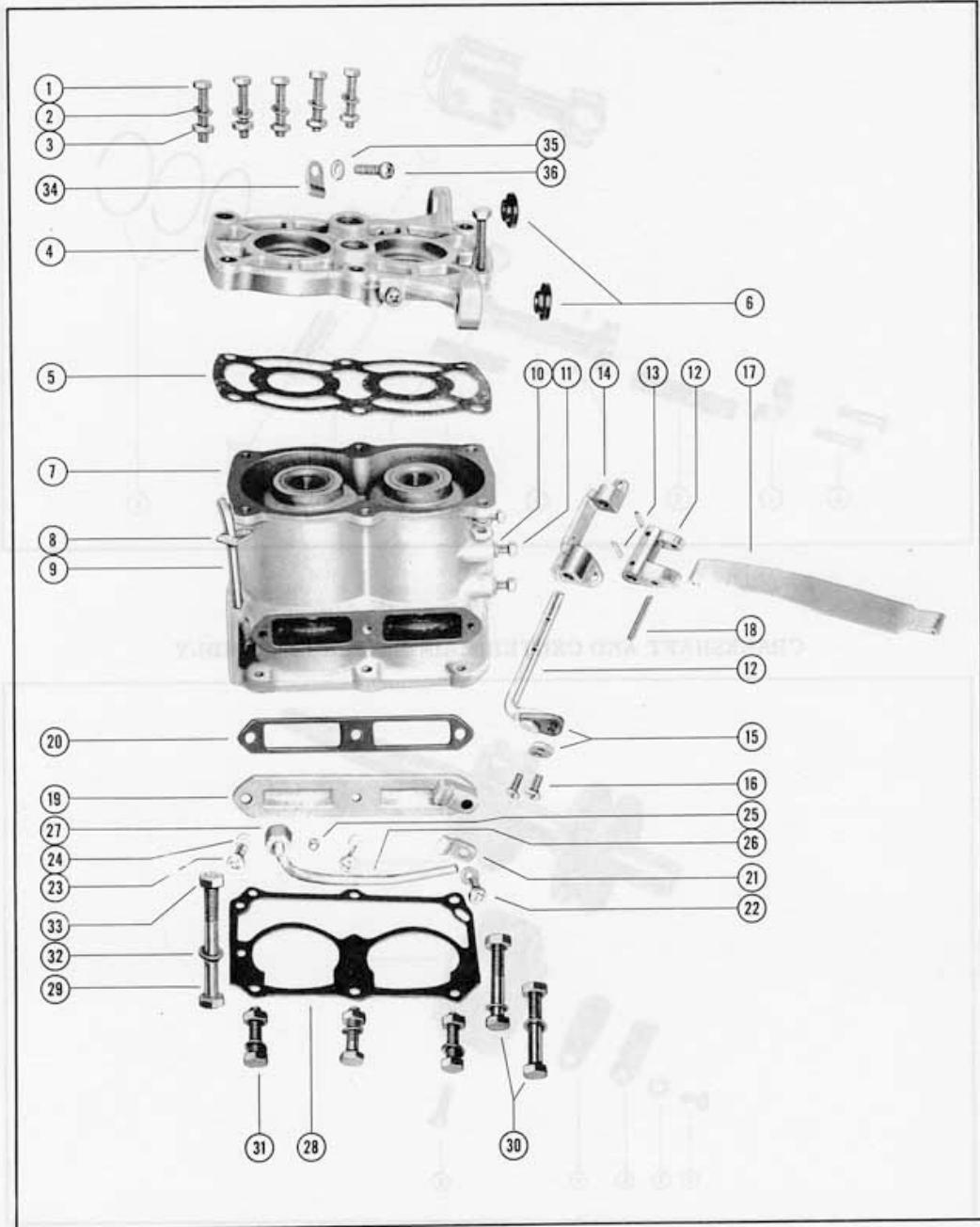




CYLINDER BLOCK ASSEMBLY

PART NO.	REF. NO.	DESCRIPTION	KF5	KF 5-1	KF 5-2	MK5
10-22387	1	Screw, cylinder block cover	6	6	6	6
12-20128	2	Washer, cylinder block cover screw	6	6	6	6
11-20645	3	Nut, cylinder block cover screw	6	6	6	6
1004-410	4	Cover, cylinder block	1	1	1	1
27-22655	5	Gasket, cylinder block cover	1	1	1	1
23-21717	6	Bushing, cylinder block cover (front)	2	2	2	2
809-380A5	7	Cylinder Block Assembly	1	1	1	1
54-22577	8	Clip, bleeder tube	1	1	1	1
32-22607	9	Tube, bleeder, - cylinder block	1	1	1	1
19-21688	-	Welch Plug (1/2" Diameter)	2	2	2	2
19-22579	-	Welch Plug (3/8" Diameter)	3	3	3	3
13-26996	10	Lockwasher, control bracket screw	-	-	-	3
10-22444	11	Screw, control bracket to cylinder block	-	-	-	3
21000A1	12	Pivot and Link Lever Assembly	-	-	-	1
17-22515	13	Pin, roll - pivot and link lever to bracket	-	-	-	2
20995	14	Bracket, pivot and link lever assembly	-	-	-	1
54-22808	15	Clamp, control cable	-	-	-	1
10-21278	16	Screw, control cable clamp	-	-	-	2
24409	17	Link, clutch control	-	-	-	1
17-24192	18	Pin, roll - clutch control link to lever	-	-	-	1
10-22660	--	Screw, crankcase to cylinder block (3/4")	-	-	-	1
23142	19	Plate, intake cover	1	1	1	-
22608	19	Plate, intake cover	-	-	-	1
27-22656	20	Gasket, intake cover plate	1	1	1	1
54-22517	21	Clip, control cable guide tube	-	-	-	1
10-22657	22	Screw, intake cover plate (long)	-	-	-	1
10-22444	23	Screw, intake cover plate	3	3	3	2
12-20128	24	Washer, intake cover plate screw	3	3	3	3
22322	25	Sleeve, compression	-	-	-	1
32-22585	26	Tubing, control cable guide	-	-	-	1
11-22645	27	Nut, compression	-	-	-	1
27-22518	28	Gasket, crankcase to cylinder block	1	1	1	1
10-22658	29	Screw, crankcase to cylinder block (2 3/8")	1	1	1	1
10-22659	30	Screw, crankcase to cylinder block (1 5/8")	2	2	2	1
10-20663	31	Screw, crankcase to cylinder block (1")	3	3	3	3
12-20583	32	Washer, crankcase to cylinder block screw	7	7	7	6
11-22433	33	Nut, crankcase to cylinder block screw	6	6	6	-
11-21825	33	Nut, crankcase to cylinder block screw	-	-	-	6
54-22595	34	Clip, ignition wire	2	2	2	2
13-26996	35	Lockwasher, clip retaining screw	2	2	2	2
10-22654	36	Screw, clip retaining	2	2	2	2

Y12M CYLINDER BLOCK ASSEMBLY



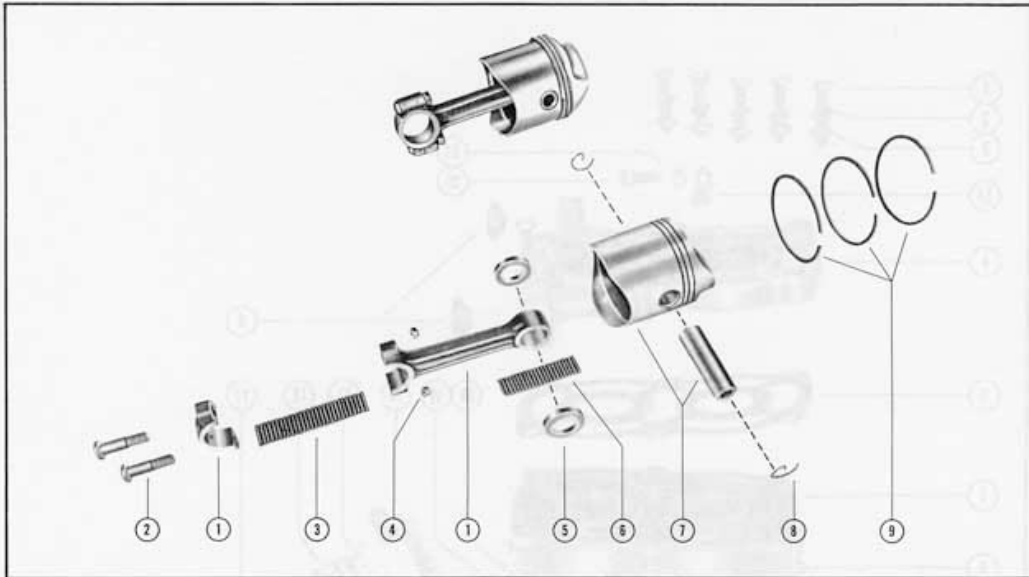
PISTON AND CONNECTING ROD ASSEMBLY

PART NO.	REF. NO.	DESCRIPTION	KF3	KF 3-1	KF 3-2	KF 3-3	KF5	KF 5-1	KF 5-2	MK5
604-338A1	1	Connecting Rod Assembly	1	1	1	-	-	-	-	-
604-337A1	1	Connecting Rod Assembly	-	-	-	1	-	-	-	-
10-22391	2	Screw, connecting rod	2	2	2	2	-	-	-	-
29-21663	3	Needle Bearing, crankpin	28	28	28	28	-	-	-	-
12-24667	5	Washer, needle bearing retaining	-	-	-	2	-	-	-	-
29-21667	6	Needle Bearing, piston pin	-	-	-	20	-	-	-	-
31-21664	-	Roller Bearing, piston pin	1	1	1	-	-	-	-	-
710-489A1	7	Piston and Piston Pin Assembly	1	1	1	-	-	-	-	-
707-446A1	7	Piston and Piston Pin Assembly	-	-	-	1	-	-	-	-
40-21666	8	Lock Ring, piston pin	2	2	2	2	-	-	-	-
39-21665	9	Piston Ring	3	3	3	3	-	-	-	-
605-378A1	1	Connecting Rod Assembly	-	-	-	-	2	2	2	2
10-22590	2	Screw, connecting rod	-	-	-	-	4	4	4	4
29-22591	3	Needle Bearing, crankpin	-	-	-	-	46	46	46	46
11-23118	4	Nut, connecting rod screw	-	-	-	-	4	4	-	-
11-23117	4	Nut, connecting rod screw	-	-	-	-	-	-	4	-
11-20565	4	Nut, connecting rod screw	-	-	-	-	-	-	-	4
14-23116	-	Tab Washer, connecting rod screw	-	-	-	-	-	-	4	-
12-22592	5	Washer, needle bearing retaining	-	-	-	-	4	4	4	4
29-22591	6	Needle Bearing, piston pin	-	-	-	-	34	34	34	34
711-490A1	7	Piston and Piston Pin Assembly	-	-	-	-	2	2	-	-
703-379A1	7	Piston and Piston Pin Assembly	-	-	-	-	-	-	2	2
40-22652	8	Lock Ring, piston pin	-	-	-	-	4	4	4	4
39-22593	9	Piston Ring	-	-	-	-	6	6	6	6

CRANKSHAFT AND CENTER MAIN BEARING ASSEMBLY

PART NO.	REF. NO.	DESCRIPTION	KF3	KF 3-1	KF 3-2	KF 3-3	KF5	KF 5-1	KF 5-2	MK5
409-388	1	Crankshaft	-	-	-	-	1	1	1	1
506-266A1	-	Center Main Bearing Assembly	-	-	-	-	1	1	1	-
511-386	2	Center Main Bearing	-	-	-	-	-	-	-	1
906-266	2	Center Main Bearing	-	-	-	-	1	1	1	-
10-22587	3	Screw, center main bearing clamping	-	-	-	-	1	1	1	1
34-23087	4	Reed Set, matched	-	-	-	-	1	1	1	1
34-21721	5	Plate, reed stop	-	-	-	-	4	4	4	4
12-20128	6	Washer, reed plate screw	-	-	-	-	4	4	4	4
10-21296	7	Screw, reed plate	-	-	-	-	4	4	4	4

PISTON AND CONNECTING ROD ASSEMBLY



CRANKSHAFT AND CENTER MAIN BEARING ASSEMBLY



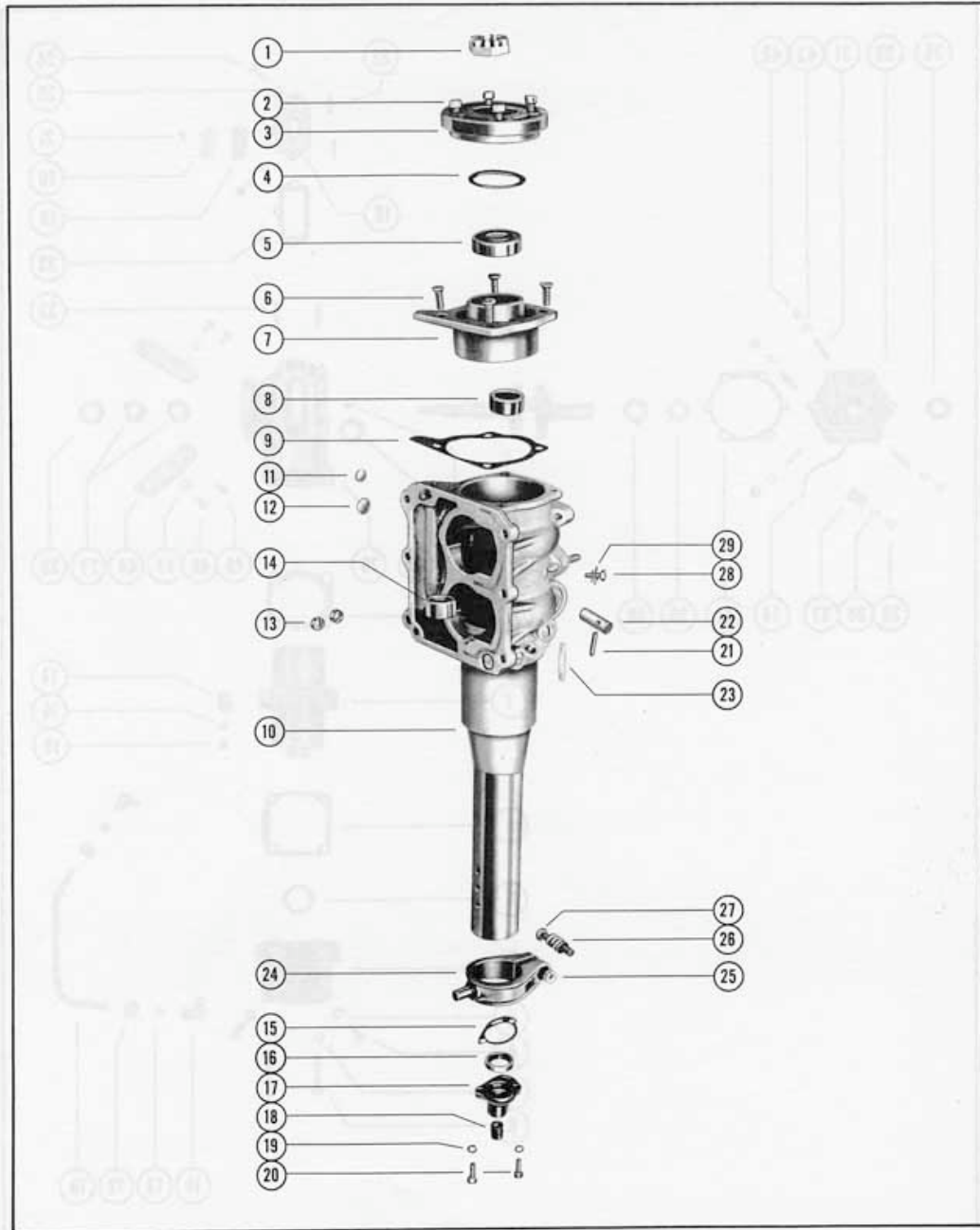
CRANKCASE AND BEARING HOUSING ASSEMBLY

PART NO.	REF. NO.	DESCRIPTION	KF3	KF 3-1	KF 3-2	KF 3-3	KF5	KF 5-1	KF 5-2	MK5
11-21707	1	Nut, bearing lock	-	-	-	-	1	1	1	1
10-22651	2	Screw, bearing housing cap	-	-	-	-	4	4	4	4
1110-265	3	Cap, bearing housing	-	-	-	-	1	1	1	1
12-22646	4	Washer, upper bearing (dished thrust)	-	-	-	-	1	1	1	1
30-21710	5	Bearing, ball - upper bearing housing	-	-	-	-	1	1	1	1
15-20919	-	Shim, bearing to housing (.005)	-	-	-	-	-----as required-----			
10-22589	6	Screw, upper bearing housing to crankcase	-	-	-	-	4	4	4	4
1121-414A2	7	Bearing Housing Assembly, upper	-	-	-	-	1	1	1	1
31-21638	8	Bearing, roller - upper	-	-	-	-	1	1	1	1
31-21711*	8	Bearing, roller - upper	-	-	-	-	1	-	-	-
27-21708	9	Gasket, upper bearing housing to crankcase	-	-	-	-	1	1	1	1
911-374A3	10	Crankcase Assembly	-	-	-	-	1	1	1	1
17-22642	--	Pin, groove - crankcase to pivot tube	-	-	-	-	2	2	2	2
19-22579	11	Welch Plug (3/8")	-	-	-	-	1	1	1	1
19-21688	12	Welch Plug (1/2")	-	-	-	-	1	1	1	1
22-21290	13	Plug, pipe	-	-	-	-	2	2	2	2
31-22640	14	Bearing, roller - crankcase	-	-	-	-	1	1	1	1
27-21719	15	Gasket, water inlet cap	-	-	-	-	1	1	1	1
26-22580	16	Oil Seal, crankcase	-	-	-	-	1	1	1	1
23103A1	17	Water Inlet Cap Assembly	-	-	-	-	1	1	1	-
22582A1	17	Water Inlet Cap Assembly	-	-	-	-	-	-	-	1
23-22583	18	Bushing, water inlet cap	-	-	-	-	-	-	-	1
13-26996	19	Lockwasher, water inlet cap screw	-	-	-	-	2	2	2	2
10-20411	20	Screw, water inlet cap	-	-	-	-	2	2	2	-
10-20568	20	Screw, water inlet cup	-	-	-	-	-	-	-	2
17-22781	21	Pin, groove - shock absorber to crankcase	-	-	-	-	1	1	1	1
17-23526**	21	Pin, groove - shock absorber to crankcase	-	-	-	-	1	-	-	-
22777	22	Shock Absorber	-	-	-	-	1	1	1	1
16-21723	23	Stud, carburetor mounting	-	-	-	-	2	2	2	2
22726	24	Ring, co-pilot	1	1	1	1	1	1	1	1
11-20890	25	Nut, co-pilot ring	1	1	1	1	1	1	1	1
24-22727	26	Spring, co-pilot ring	1	1	1	1	1	1	1	1
10-22728	27	Screw, co-pilot ring	1	1	1	1	1	1	1	1
10-20665	28	Screw, center main bearing locking	-	-	-	-	1	1	1	1
13-21709	29	Lockwasher, center main bearing locking screw	-	-	-	-	1	1	1	1

\* Use 31-21711, Upper Roller Bearing on all KF5 motors up to Serial #354020.

\*\* Use 17-23526, Groove Pin on all KF5 motors up to Serial #343450.

# CRANKCASE AND BEARING HOUSING ASSEMBLY



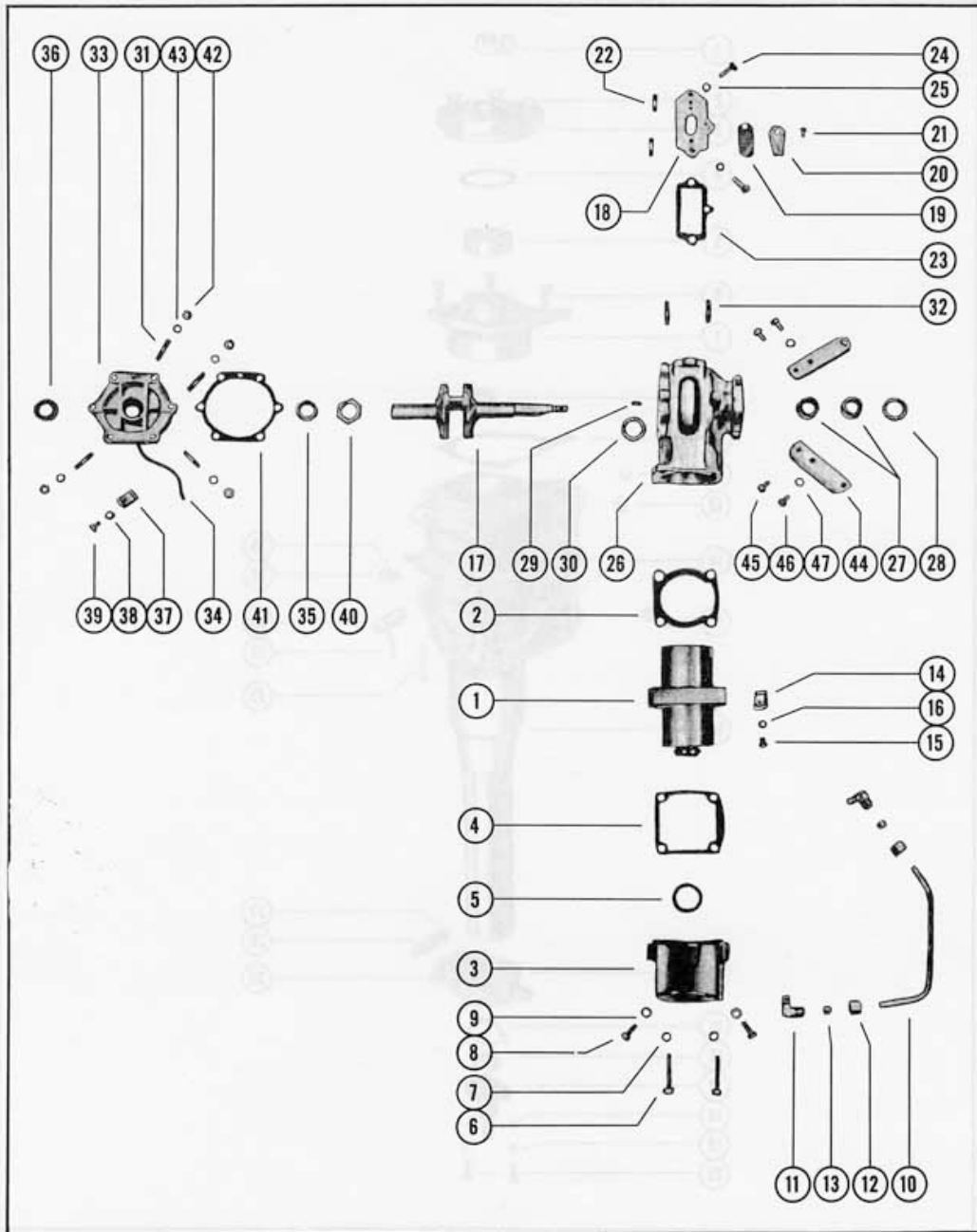
CYLINDER, CRANKSHAFT AND CRANKCASE ASSEMBLY

PART NO.	REF. NO.	DESCRIPTION	KF3	KF 3-1	KF 3-2	KF 3-3
810-458	1	Cylinder	1	1	1	1
27-23036	2	Gasket, cylinder base	1	1	1	1
23037A1	3	Water Jacket	1	1	1	1
27-23044	4	Gasket, water jacket to cylinder	1	1	1	1
27-21682	5	Gasket water jacket to spark plug flange	1	1	1	1
10-21365	6	Screw, water jacket to cylinder	4	4	4	4
12-20583	7	Washer, water jacket to cylinder screw	4	4	4	4
10-22485	8	Screw, water jacket to protector rim	2	2	2	2
13-26992	9	Lockwasher, water jacket to protector rim	2	2	2	2
32-23065	10	Pipe, water outlet	1	1	1	1
22-21684	11	Elbow, water outlet pipe	2	1	1	1
11-21113	12	Nut, compression - water outlet pipe	2	2	2	2
22-21685	13	Sleeve, compression - water outlet pipe	2	2	2	2
19-21688	--	Welch Plug (1/2")	1	1	1	1
54-23135	14	Clip, ignition wire	1	1	1	-
54-22525	14	Clip, ignition wire	-	-	-	1
10-22560	15	Screw, ignition wire clip	-	-	-	1
13-26996	16	Lockwasher, ignition wire clip screw	-	-	-	1
407-268	17	Crankshaft	1	1	1	1
21657A1	--	Reed Valve Body Assembly	1	1	1	1
21657	18	Body, reed valve	1	1	1	1
34-21662	19	Reed, inlet valve	1	1	1	1
34-25454	20	Plate, reed stop	1	1	1	1
10-21296	21	Screw, reed attaching	1	1	1	1
16-21676	22	Stud, reed stop	2	2	2	2
27-21658	23	Gasket, reed valve body	1	1	1	1
10-21636	24	Screw, reed valve body to crankcase	2	2	2	2
12-20583	25	Washer, reed valve body to crankcase	2	2	2	2
909-302A3	26	Crankcase Assembly	1	1	1	1
31-21638	27	Bearing, roller - upper	2	2	2	2
26-26782	28	Oil Seal	1	1	1	1
17-20760	29	Pin, groove	1	1	1	1
12-21736	30	Washer, thrust - upper	1	1	1	1
16-21661	31	Stud, crankcase to crankcase bottom	6	6	6	6
16-21676	32	Stud, carburetor mounting	2	2	2	2
1111-270A2*	--	Crankcase Bottom Assembly	1	-	-	-
1111-270A1	--	Crankcase Bottom Assembly	-	1	1	1
1111-270	33	Crankcase Bottom	1	1	1	1
32-21724	34	Tube, bleed	1	1	1	1
31-21638	35	Bearing, roller - lower	1	1	1	1
26-26782**	36	Oil Seal	1	1	1	1
54-23135	37	Clip, bleed tube	1	1	1	1
13-22773	38	Lockwasher, bleed tube clip	1	1	1	1
10-24639	39	Screw, bleed tube clip	1	1	1	1
24293	--	Plate, housing to crankcase	1	-	-	-
22-21684	--	Elbow, water outlet tube	1	-	-	-
12-21725	40	Washer, thrust - crankcase bottom	1	1	1	1
27-21674	41	Gasket, crankcase bottom	1	1	1	1
11-22433	42	Nut, crankcase stud	6	6	6	6
12-20583	43	Washer, crankcase stud	6	6	6	6
21659	44	Bracket, crankcase to fuel tank	2	2	2	2
10-21140	45	Screw, crankcase to fuel tank bracket	2	2	2	2
10-24640	46	Screw, crankcase to fuel tank bracket	2	2	2	2
13-26992	47	Lockwasher, bracket screw	2	2	2	2

\* This Crankcase Bottom Assembly is not the type originally used on the engine. It is a replacement assembly which will convert the KF3 to the later type crankcase bottom. (Shorter neck, KF3-1, -2, -3)

\*\* If the engine's original crankcase bottom assembly is used, replace the oil seal (26-26782) by oil seal assembly (26-21818A2).

CYLINDER, CRANKSHAFT AND CRANKCASE ASSEMBLY





CLAMP AND SWIVEL BRACKET ASSEMBLY

PART NO.	REF. NO.	DESCRIPTION	KF3	KF 3-1	KF 3-2	KF 3-3	KF5	KF 5-1	KF 5-2	MK5	
1420-791A2	-	Clamp Bracket Assembly, Complete	1	1	-	-	*1	-	-	-	
1420-791A1	1	Clamp Bracket Assembly (starboard)	1	1	-	-	1	-	-	-	
1408-800A1	1	Clamp Bracket Assembly (starboard)	-	-	-	-	-	-	-	1	
1421-792A1	1	Clamp Bracket Assembly (starboard)	-	-	1	1	1	1	1	-	
1419-790A1	2	Clamp Bracket Assembly (port)	1	1	-	-	1	-	-	-	
1407-799A1	2	Clamp Bracket Assembly (port)	-	-	-	-	-	-	-	1	
1422-793A1	2	Clamp Bracket Assembly (port)	-	-	1	1	1	1	1	-	
24357	3	Thumb Screw Assembly	2	2	-	-	2	-	-	-	
24366A1	3	Thumb Screw Assembly	-	-	2	2	2	2	2	2	
12-20214	4	Washer, thumb screw	2	2	2	2	2	2	2	2	
12-20583	-	Washer, thumb screw	-----as required-----								-
1409-427A3	5	Swivel Bracket Assembly	1	1	1	1	1	1	1	1	
23-22701	6	Bushing, co-pilot ring	1	1	1	1	1	1	1	1	
23-22704	7	Shell, upper co-pilot bushing	1	1	1	1	1	1	1	1	
22705	8	Ring, upper co-pilot bushing	1	1	1	1	1	1	1	1	
23-22706	9	Shell, lower co-pilot bushing	1	1	1	1	1	1	1	1	
22707	10	Ring, lower co-pilot bushing (rubber)	1	1	1	1	1	1	1	1	
22709A2	11	Shoe Latch Assembly	1	1	1	1	1	1	1	1	
17-22515	12	Pin, roll	1	1	1	1	1	1	1	1	
24-22711	13	Spring, tilt lock	1	1	1	1	1	1	1	1	
22686	14	Rod, tie	1	1	1	1	1	1	1	1	
13-26992	15	Lockwasher, tie rod screw	2	2	2	2	2	2	2	2	
10-20482	16	Screw, tie rod	2	2	2	2	2	2	2	2	
16-22687	17	Stud, tie	1	1	1	1	1	1	1	1	
11-22046	18	Nut, tie stud (R. H. thread)	1	1	1	1	1	1	1	1	
11-22688	19	Nut, tie stud (L. H. thread)	1	1	1	1	1	1	1	1	
17-22700	20	Pin, swivel bracket to clamp bracket pivot	1	1	1	1	1	1	1	1	
15-24413	--	Shim, clamp bracket to swivel bracket	-	-	-	-	-	-	-	AR	
22699	21	Plate, cover	1	1	1	1	1	1	1	1	

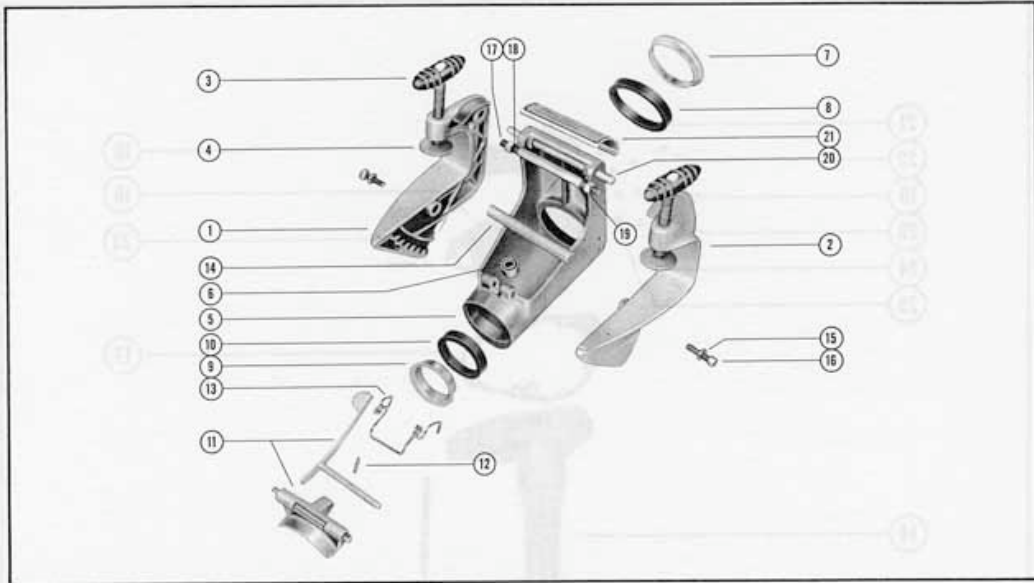
\* Use 1420-791A2, Clamp Bracket Assembly, Complete on all KF5 motors up to Serial #354188.

STEERING HANDLE BRACKET ASSEMBLY

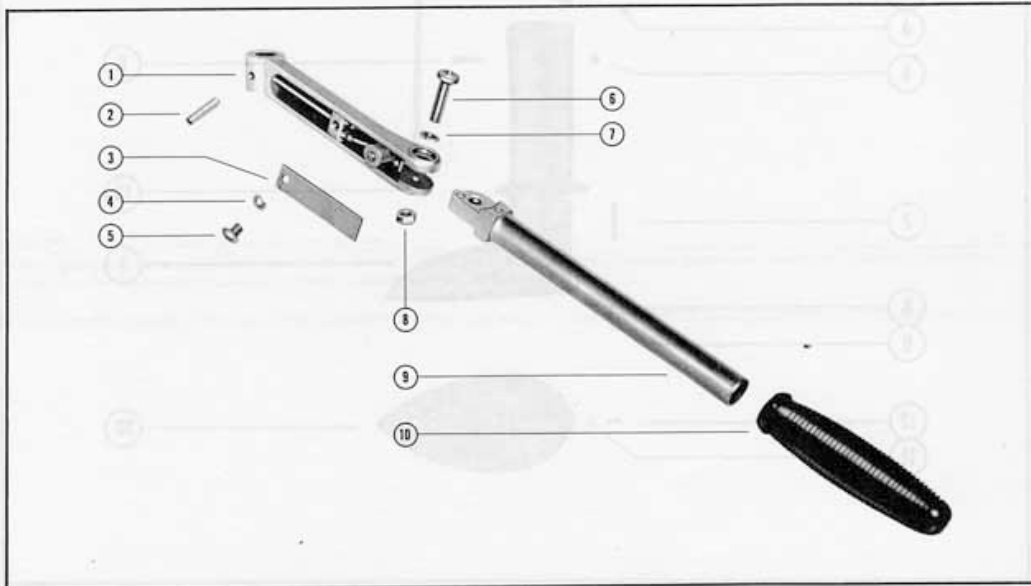
PART NO.	REF. NO.	DESCRIPTION	KF3	KF 3-1	KF 3-2	KF 3-3	KF5	KF 5-1	KF 5-2	MK5
24319A1	1	Steering Handle Bracket Assembly	1	1	-	-	-	-	-	-
22774A2	1	Steering Handle Bracket Assembly	1	1	1	1	1	1	1	1
24319	-	Bracket, steering handle	1	1	1	1	-	-	-	-
17-22780	2	Pin, groove - bracket to shock absorber	1	2	2	1	1	1	1	1
22777	-	Shock Absorber	1	1	1	1	1	1	1	1
17-22781	-	Pin, groove - bracket to shock absorber	1	1	-	1	1	-	-	1
24-22776	3	Spring, handle bracket	1	1	1	1	1	1	1	1
12-20583	4	Washer, spring retaining screw	1	1	1	1	-	-	-	-
10-22491	5	Screw, spring retaining	1	1	1	1	1	1	1	1
24-22775	-	Spring, release rivet	1	1	1	1	1	1	1	1
12-21631	-	Washer, spring release rivet	1	1	1	1	1	1	1	1
17-24321	-	Rivet, spring release	1	1	1	1	-	-	-	-
17-21632	-	Rivet, spring release	1	1	1	1	1	1	1	1
10-22052	6	Screw, bracket to steering handle	1	1	1	1	1	1	1	1
13-26993	7	Lockwasher, bracket to handle screw	1	1	-	-	1	1	1	1
11-22053	8	Nut, bracket to steering handle screw	1	1	-	1	-	1	1	1
10-24322	6	Bolt, bracket to steering handle	1	1	-	-	-	-	-	-
13-26992	7	Lockwasher, handle bracket retaining spring	-	-	-	-	-	1	1	1
11-20509	8	Nut, bracket to handle screw	1	1	-	-	-	-	-	-
11-24649	8	Nut, bracket to handle screw	-	-	1	-	1	-	-	-
21627	9	Handle, steering	1	1	-	-	-	-	-	-
21945	9	Handle, steering	-	-	1	1	1	1	1	1
24324	10	Rubber Grip, steering handle	1	1	1	1	1	1	1	1
24360A1*	--	Steering Handle and Screwdriver Assembly	-	-	-	-	1	-	-	-
23-24361	--	Bushing, steering handle	-	-	-	-	1	-	-	-
24367A2	--	Screwdriver Handle Assembly	-	-	-	-	1	-	-	-
17-24363	--	Pin, groove	-	-	-	-	1	-	-	-

\* This assembly may be used as an accessory replacement on the KF5-1 and 2, if a screwdriver-in-steering handle arrangement is preferred on these models.

CLAMP AND SWIVEL BRACKET ASSEMBLY



STEERING HANDLE BRACKET ASSEMBLY

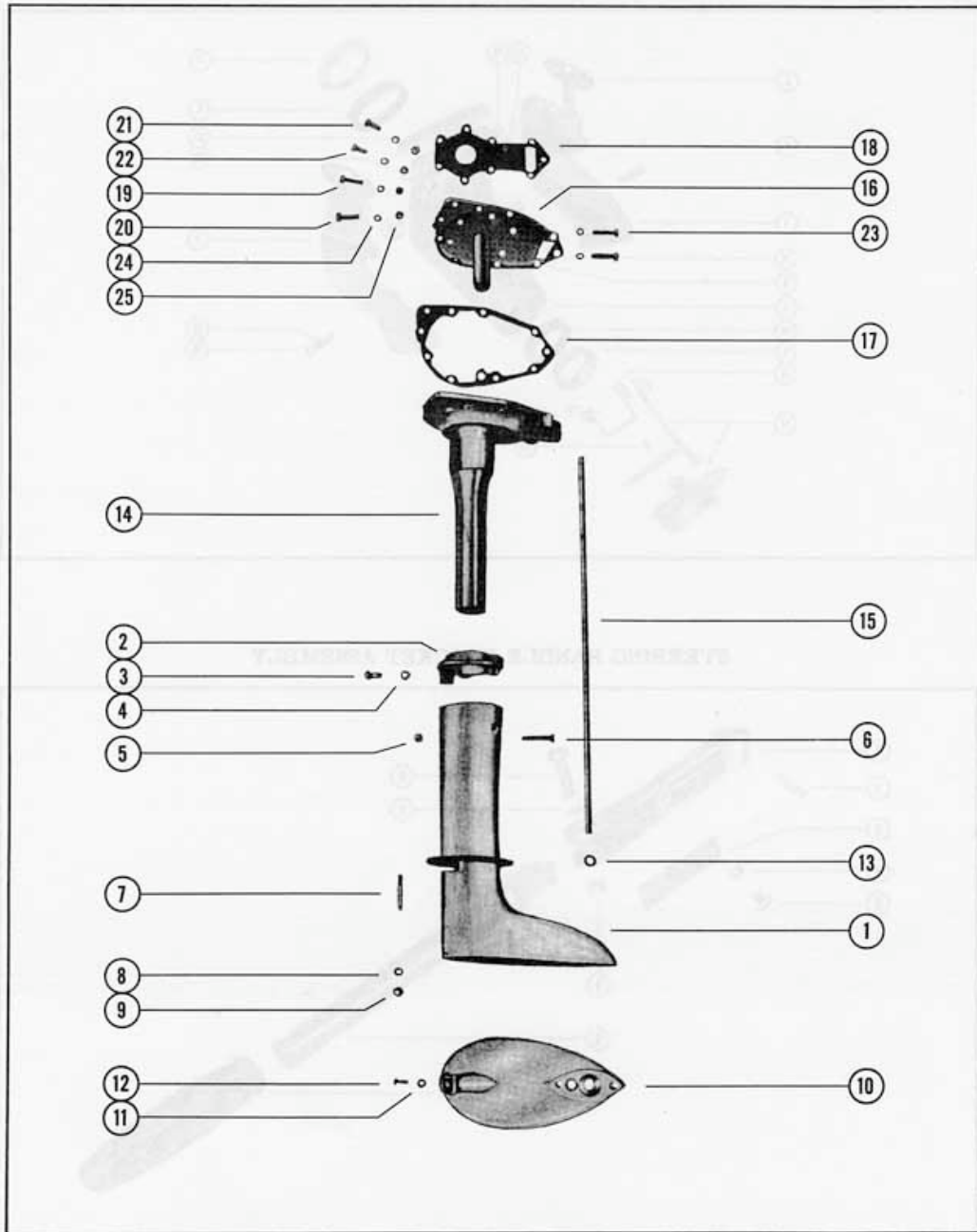


DRIVE SHAFT HOUSING ASSEMBLY

PART NO.	REF. NO.	DESCRIPTION	KF3	KF 3-1	KF 3-2	KF 3-3	KF5	KF 5-1	KF 5-2
1516-784	1	Drive Shaft Housing	1	1	-	-	-	-	-
1514-782	1	Drive Shaft Housing	-	-	1	1	1	1	1
22752	2	Top, drive shaft housing	1	1	1	1	1	1	1
10-24778	3	Screw, drive shaft housing top	1	-	-	-	-	-	-
10-22729	3	Screw, drive shaft housing top	-	1	1	1	1	1	1
13-20202	4	Lockwasher, drive shaft housing top screw	-	1	1	1	1	1	1
11-22053	5	Nut, drive shaft housing clamping screw	-	1	1	1	1	1	1
10-22730	6	Screw, drive shaft housing clamping	-	1	1	1	1	1	1
16-24332	7	Stud, drive shaft housing to gear housing	1	1	1	1	1	1	1
13-26992	8	Lockwasher, drive shaft housing to gear housing stud	1	1	1	1	1	1	1
11-22433	9	Nut, drive shaft housing to gear housing stud	1	1	1	1	1	1	1
24338	10	Plate, anti-cavitation (N. L. A.)	1	1	-	-	-	-	-
24330	10	Plate, anti-cavitation	-	-	1	1	1	1	1
13-26996	11	Lockwasher, anti-cavitation plate screw	1	1	-	-	-	-	-
13-22773	11	Lockwasher, anti-cavitation plate screw	-	-	1	1	1	1	1
10-22028	12	Screw, anti-cavitation plate	1	1	-	-	-	-	-
10-24222	12	Screw, anti-cavitation plate	-	-	1	1	1	1	1
25-21720	--	"O" Ring, upper drive shaft	-	-	-	-	1	1	1
25-22174	13	"O" Ring, water tube inlet	1	1	-	1	-	-	-
32-24334	15	Tube, water inlet	-	-	-	-	1	1	1
10-24782	--	Screw, drive shaft housing	1	-	-	-	-	-	-
12-20583	--	Washer, drive shaft housing screw	1	-	-	-	-	-	-
24297A1	14	Drive Shaft Housing Adaptor Assembly	1	-	-	-	-	-	-
32-23637	15	Tube, water inlet	1	-	-	-	-	-	-
17-22642	--	Pin, groove - pivot tube	3	-	-	-	-	-	-
24297A2	14	Drive Shaft Housing Adaptor Assembly	-	1	-	-	-	-	-
24293A1	16	Plate Assembly, adaptor housing to crankcase	-	1	-	-	-	-	-
24293*	--	Plate, adaptor housing to crankcase	1	1	-	-	-	-	-
22-21684	--	Elbow, water outlet tube	-	1	-	-	-	-	-
32-24337A1	--	Water Inlet Tube Assembly	-	1	-	-	-	-	-
11-21113	--	Nut, compression	-	1	-	-	-	-	-
22-21685	--	Sleeve, compression	-	1	-	-	-	-	-
22-21686	--	Connector, water inlet tube	-	1	-	-	-	-	-
32-24303	15	Tube, water outlet	-	1	-	-	-	-	-
17-22642	--	Pin, groove,- pivot tube	-	3	-	-	-	-	-
24342A1	14	Drive Shaft Housing Adaptor Assembly	-	-	1	1	-	-	-
32-24341A1	15	Water Inlet Tube Assembly	-	-	1	1	-	-	-
17-22642	--	Pin, groove - pivot tube	-	-	3	3	-	-	-
24339	--	Plate, adaptor housing to crankcase	-	-	1	1	-	-	-
22-21684	--	Elbow, water outlet tube	-	-	1	1	-	-	-
27-24294	17	Gasket, adaptor housing to plate	1	-	-	-	-	-	-
27-24336	17	Gasket, adaptor housing to plate	-	1	-	-	-	-	-
27-24340	17	Gasket, adaptor housing to plate	-	-	1	1	-	-	-
27-24295	18	Gasket, plate to powerhead	1	1	1	1	-	-	-
10-22378	19	Screw, mounting bracket to adaptor housing	3	3	3	3	-	-	-
10-22378	20	Screw, adaptor housing to plate (1 1/8")	-	-	1	1	-	-	-
10-20098	21	Screw, adaptor housing to plate (3/4")	3	3	2	2	-	-	-
10-24963	22	Screw, adaptor housing to plate (7/8")	1	1	1	1	-	-	-
10-21504	23	Screw, adaptor housing to cylinder (1 1/4")	2	2	2	2	-	-	-
13-26992	24	Lockwasher, adaptor housing and bracket screw	9	9	9	9	-	-	-
11-20690	25	Nut, adaptor housing to plate screw	6	6	6	6	-	-	-

\* If old style crankcase bottom is used on KF3 engine, use 24293 adaptor plate as a replacement for the 24293A1 adaptor plate assembly.

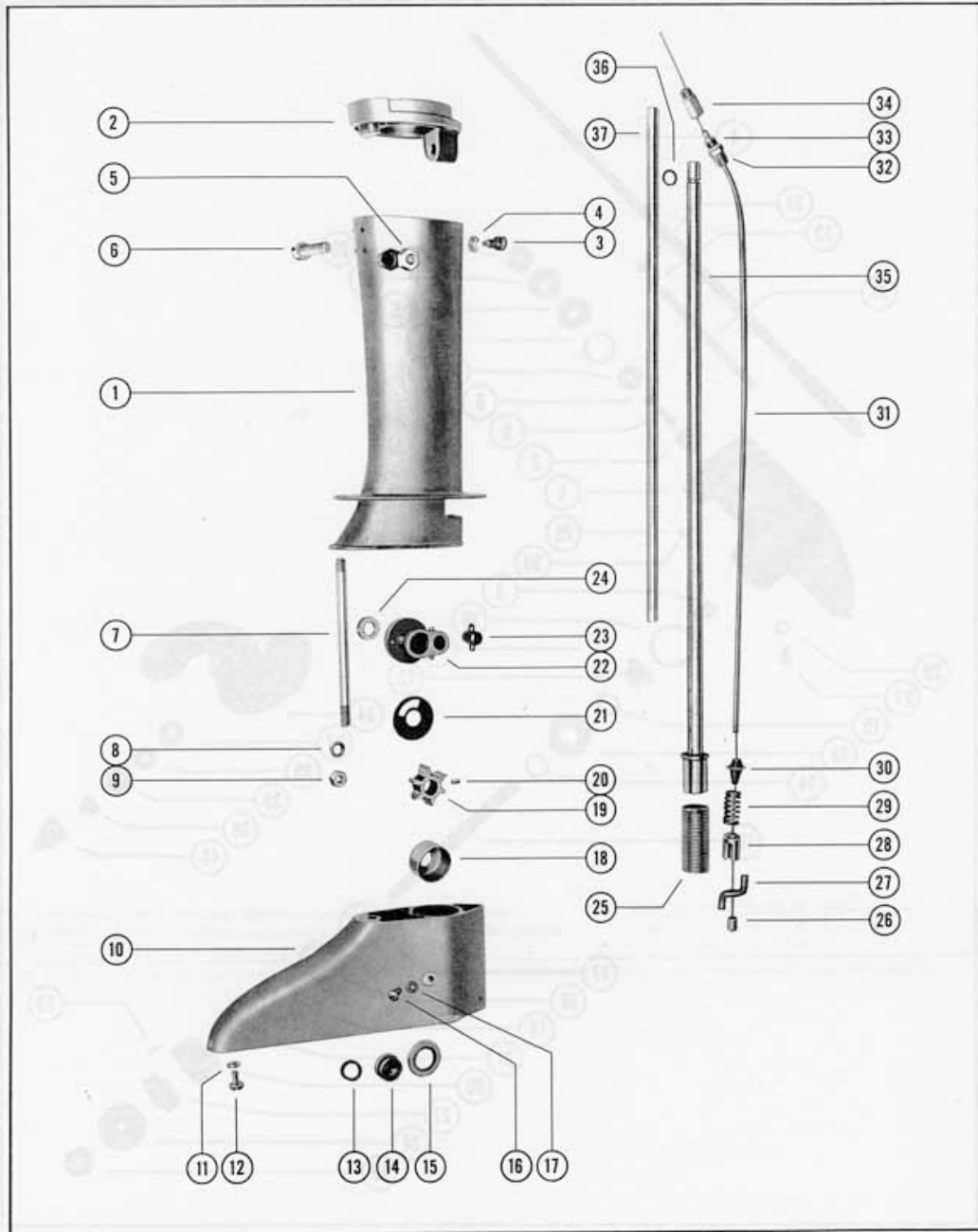
# DRIVE SHAFT HOUSING ASSEMBLY



DRIVE SHAFT HOUSING ASSEMBLY

PART NO.	REF. NO.	DESCRIPTION	MK5
1508-394	1	Drive Shaft Housing Assembly - upper	1
22752	2	Top, drive shaft housing	1
10-22729	3	Screw, drive shaft housing top	1
13-20202	4	Lockwasher, drive shaft housing top screw	1
11-22053	5	Nut, clamping screw	1
10-22730	6	Screw, clamping	1
16-22731	7	Stud, drive shaft housing to gear housing	1
13-26992	8	Lockwasher, drive shaft housing to gear housing stud	1
11-21825	9	Nut, drive shaft housing to gear housing stud	1
1509-395A2	10	Drive Shaft Housing Assembly - lower	1
26-22736	--	Oil Seal	1
13-22773	11	Lockwasher, gear housing to lower drive shaft housing	1
10-24222	12	Screw, gear housing to lower drive shaft housing	1
25-20034	13	"O" Ring, trip finger chamber plug	1
22747	14	Plug, trip finger chamber	1
12-22739	15	Washer, thrust	1
10-28653	16	Screw, vent	1
12-20262	17	Washer, vent screw sealing	1
46-22741	18	Housing, water pump	1
47-22748	19	Impeller, water pump	1
17-22060	20	Pin, impeller drive	1
22743	21	Cover, water pump	1
22733A1	22	Pilot Cap Assembly	1
23-22583	23	Bushing, pilot cap	1
26-22734	24	Oil Seal, pilot cap	1
10-20314	--	Screw, pilot cap	1
24-22763	25	Spring, clutch	1
22750	26	Cable, control	1
22745	27	Finger, trip	1
22744	28	Housing, trip finger	1
24-22754	29	Spring, trip finger	1
22749	30	Cone, Seal	1
32-22584A1	31	Tubing, control cable guide (lower end)	1
22-22644	32	Connector, lower guide tube to crankcase	1
22322	33	Sleeve, compression	1
22-22586	34	Connector, upper guide tube	1
45-22737A1	35	Drive Shaft Assembly, upper	1
25-21720	36	"O" Ring, upper drive shaft	1
32-22732	37	Tube, water inlet	1

# DRIVE SHAFT HOUSING ASSEMBLY



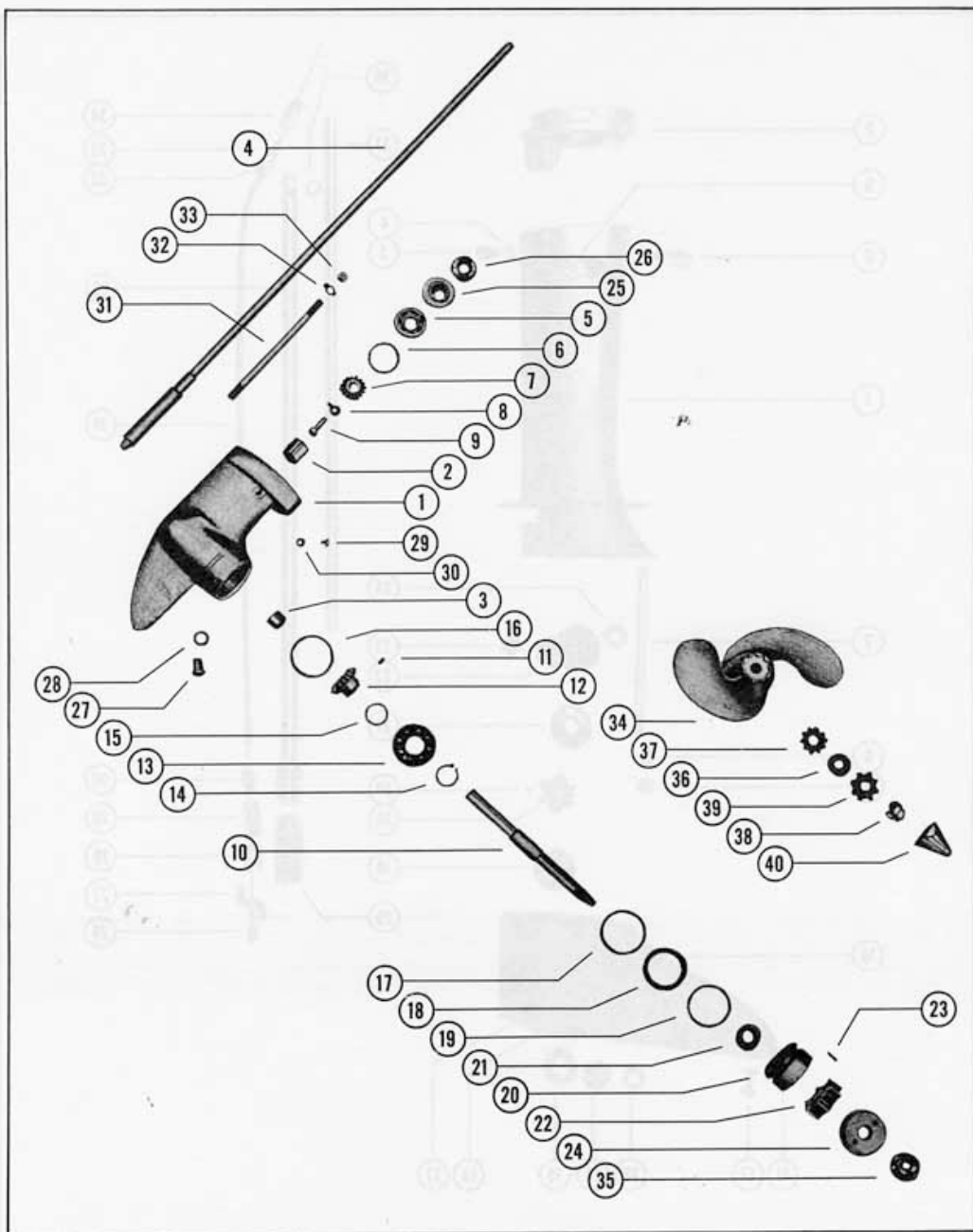
GEAR HOUSING ASSEMBLY, COMPLETE

PART NO.	REF. NO.	DESCRIPTION	KF3	KF 3-1	KF 3-2	KF 3-3	KF5	KF 5-1	KF 5-2
A-1609-802A1	-	Gear Housing Assembly, Complete	1	1	-	-	-	-	-
A-1609-803A2	-	Gear Housing Assembly, Complete	-	-	1	1	1	1	1
A-1609-803A1	1	Gear Housing Assembly	1	1	1	1	1	1	1
A-31-22756	2	Bearing, roller - drive shaft	1	1	1	1	1	1	1
A-31-22755	3	Bearing, roller - propeller shaft	1	1	1	1	1	1	1
A-45-24451	4	Drive Shaft	1	1	1	1	1	1	1
A-45-24470**	4	Drive Shaft	-	-	-	-	-	-	1
A-30-25124	5	Bearing, ball - drive shaft	1	1	1	1	1	1	1
A-15-22759A1	6	Shim, ball bearing (.002-3-5)	1	1	1	1	-	-	-
A-43-24452	7	Gear, pinion	1	1	1	1	1	1	1
C-13-22764	8	Lockwasher, pinion gear screw	1	1	1	1	1	1	1
C-10-21874	9	Screw, pinion gear retaining	1	1	1	1	1	1	1
A-44-24463	10	Shaft, propeller	-	-	1	1	1	1	1
A-44-24454	10	Shaft, propeller	1	1	-	-	-	-	-
C-17-22410	11	Pin, propeller gear to shaft	1	1	1	1	1	1	1
A-43-24680	12	Gear, propeller	1	1	1	1	1	1	1
A-30-21776	13	Bearing, ball - propeller shaft	1	1	1	1	1	1	1
C-53-22368	14	Ring, snap	1	1	1	1	1	1	1
A-15-22765A1	15	Shim, gear to bearing (.003-5-7)	-	-	-	-	-	-	-
A-15-22369A1	16	Shim, spacer to bearing (.002-3-5-10)	-	-	-	-	-	-	-
A-23-24460	17	Spacer, bearing to gear housing	2	2	2	2	1	1	1
A-12-24453	18	Washer, water intake housing sealing	1	1	-	-	-	-	-
C-12-22768	18	Washer, water intake housing sealing	-	-	1	1	1	1	1
A-12-22770	19	Washer, rubber - sealing	1	1	1	1	1	1	1
A-46-22945A1	20	Water Pump Assembly	1	1	1	1	1	1	1
A-26-22058	21	Oil Seal, water pump	1	1	1	1	1	1	1
A-47-22062	22	Impeller, water pump	1	1	1	1	1	1	1
C-17-22060	23	Pin, impeller drive	1	1	1	1	1	1	1
A-22771	24	Cover water pump	1	1	1	1	1	1	1
A-26-21670A1	25	Pilot and Oil Seal Assembly	1	1	1	1	1	1	1
A-26-21670	26	Oil Seal	1	1	1	1	1	1	1
C-10-22428	27	Screw, grease filler hole	1	1	1	1	1	1	1
C-12-20260	28	Washer, grease filler hole screw	1	1	1	1	1	1	1
C-10-28653	29	Screw, vent	1	1	1	1	1	1	1
C-12-20262	30	Washer, vent screw sealing	1	1	1	1	1	1	1
A-16-24333	31	Stud, gear housing to drive shaft housing	1	1	1	1	1	1	1
C-14-20747	32	Tab Washer, gear housing stud	1	1	1	1	1	1	1
C-11-20083	33	Nut, gear housing stud	1	1	1	1	1	1	1
A-48-24459	34	Propeller	-	1	1	1	1	1	1
A-48-24456	34	Propeller	1	1*	-	-	-	-	-
A-52-24455A1	--	Clutch Assembly	-	1	1	1	1	1	1
A-52-24455	35	Plate, thrust	-	1	1	1	1	1	1
A-24464	36	Disc, friction (propeller shaft)	-	9	8	8	8	8	8
A-24465	37	Disc, friction (propeller hub)	-	8	8	8	8	8	8
A-24-24458	38	Spring, compression	-	1	1	1	1	1	1
A-15-24755	--	Shim, clutch (.010)	-	-	-	-	-	-	-
A-14-24461	39	Tab Washer, propeller nut	-	1	1	1	1	1	1
A-11-24462	40	Nut, propeller	-	1	1	1	1	1	1
A-11-24457	40	Nut, propeller	1	1*	-	-	-	-	-
C-18-20209	--	Cotter Pin	1	1*	-	-	-	-	-
A-17-20957	--	Pin, shear	1	1*	-	-	-	-	-

\* Parts so marked are used on KF3-1 engines below Serial #360080.

\*\* Use A-45-24470 Drive Shaft on all KF5-2 engines above Serial #528404.

GEAR HOUSING ASSEMBLY, COMPLETE





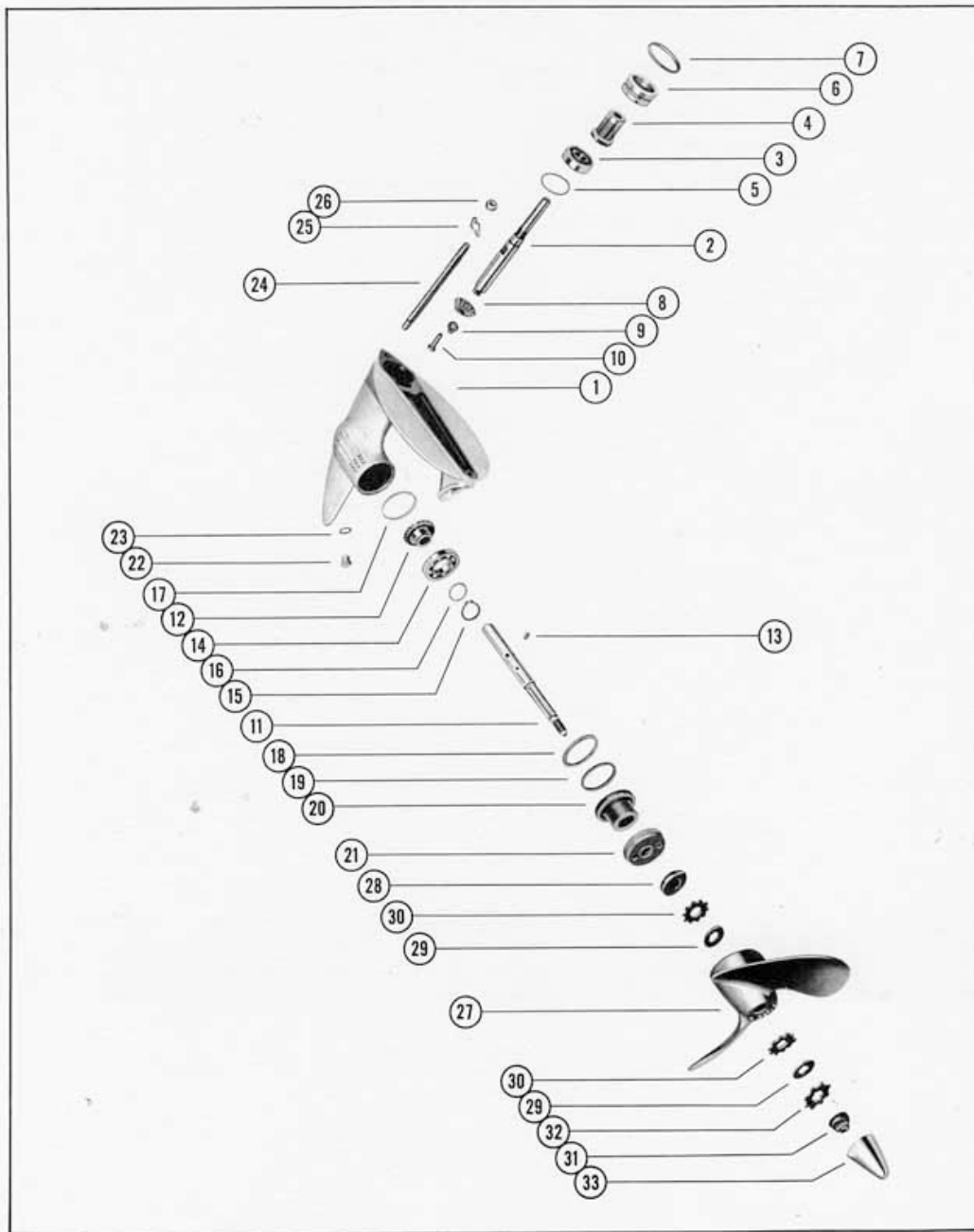
GEAR HOUSING ASSEMBLY, COMPLETE

PART NO.	REF. NO.	DESCRIPTION	MK5
A-1607-396A3	-	Gear Housing Assembly, Complete	1
A-1607-400A2	1	Gear Housing Assembly	1
A-31-22756	-	Bearing, roller - drive shaft	1
A-31-22755	-	Bearing, roller - propeller shaft	1
A-45-22758	2	Drive Shaft (lower)	1
A-30-25124	3	Bearing, ball - drive shaft	1
A-52-22760	4	Drum, clutch	1
A-15-22759A1	5	Shim, ball bearing (.002-3-5)	AR
A-23-22761	6	Spacer, bearing	1
C-25-22762	7	"O" Ring, gear housing seal	1
A-43-24468A1	8 & 12	Gear Assembly, pinion and propeller	1
C-13-22764	9	Lockwasher, pinion gear screw	1
C-10-21874	10	Screw, gear pin	1
A-44-24463	11	Shaft, propeller	1
C-17-22410	13	Pin, propeller gear to shaft	1
A-30-21776	14	Bearing, ball - propeller shaft	1
C-53-22368	15	Ring, snap	1
A-15-22765A1	16	Shim, gear to bearing (.003-5-7)	AR
A-15-22369A1	--	Shim, spacer to bearing (.002-3-5-10)	AR
A-23-24460	17	Spacer, bearing to gear housing	1
C-12-22768	18	Washer, water intake housing sealing	1
C-25-20812	19	Seal, rubber - sealing	1
A-22769A1	20	Water Intake Housing Assembly	1
A-26-22058	--	Oil Seal, water intake housing	1
A-22771	21	Cover, water housing assembly	1
C-10-22066	22	Screw, grease filler hole	1
C-12-20260	23	Washer, grease filler hole screw	1
A-16-22772	24	Stud, gear housing to drive shaft housing	1
C-14-20747	25	Tab Washer, gear housing stud	1
C-11-20083	26	Nut, gear housing stud	1
A-48-24459	27	Propeller	1
A-52-24455A1	--	Clutch Assembly	1
A-52-24455	28	Plate, thrust	1
A-24464	29	Disc, friction (propeller shaft)	8
A-24465	30	Disc, friction (propeller hub)	8
A-24-24458	31	Spring, compression	1
A-15-23544A1	--	Shim, clutch (.015-31)	AR
A-14-24461	32	Tab Washer, propeller nut	1
A-11-24462	33	Nut, propeller	1

ACCESSORIES

Gasket Set (KF3) . . . . .	A-27-24271
Gasket Set (KF5 & Mark 5) . . . . .	A-27-24266A1

GEAR HOUSING ASSEMBLY, COMPLETE



# KH7, MARK 15 AND MARK 20 PARTS LIST

## SERIAL NUMBERS:

KH7 . . . . .	500022 and up
Mark 15 . . . . .	595628 and up
Mark 20 . . . . .	700000 and up


## INDEX:

Page

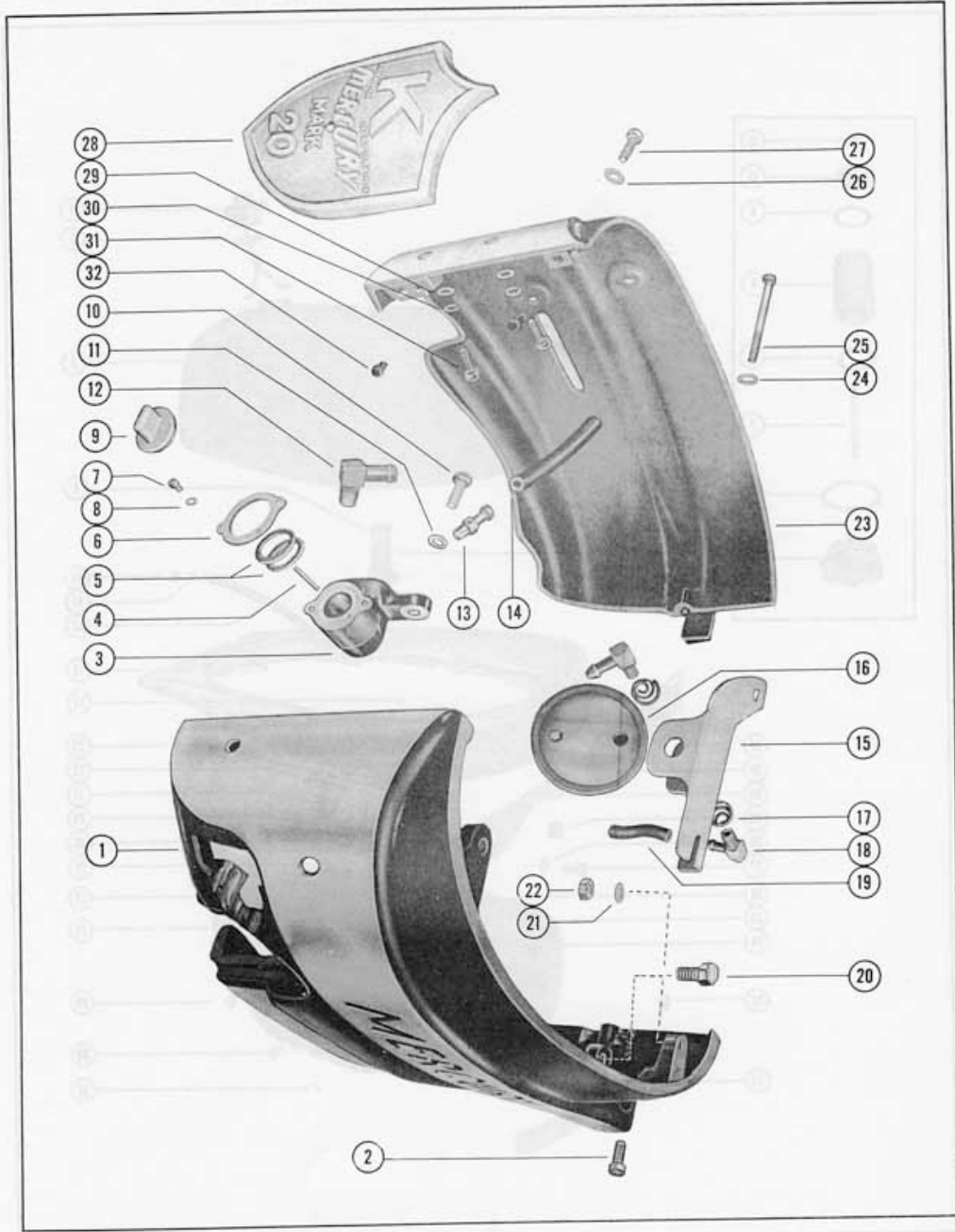
Carburetor Assembly . . . . .	6
Clamp and Swivel Bracket . . . . .	12
Cowling and Front Cover (Mark 15 and 20). . . . .	2
Crankcase Assembly . . . . .	10
Crankshaft and Center Main Bearing Assembly . . . . .	11
Cylinder Block Assembly . . . . .	9
Drive Shaft Housing Assembly . . . . .	13
Fuel Tank Assembly (Mark 15 and 20). . . . .	16
Fuel Tank, Protector Rim and Cowl (KH7) . . . . .	3
Gear Housing Assembly (drive shaft and component parts). . . . .	15
Gear Housing Assembly (propeller shaft and component parts). . . . .	14
Magneto Assembly (KH7 and Mark 20). . . . .	4
Magneto Assembly (Mark 15) . . . . .	5
Piston and Connecting Rod Assembly . . . . .	11
Propellers, Inside and Outside Steering . . . . .	13
Remote Control Attachment Parts . . . . .	16
Steering Handle Assembly . . . . .	7
Throttle Lever and Choke Assembly . . . . .	7
Throttle and Shift Mechanism . . . . .	8
Top Cowl and Starter . . . . .	1

KH7, Mark 15 and Mark 20 Parts List . . . . .	90-26117
Gasket Set (motor overhaul) . . . . .	27-24146
Flushing Device . . . . .	24011
Gasket & Packing Set (Carburetor 1317-595). . . . .	1399-587
Gasket & Packing Set (Carburetor 1321-612 and 1300-67) . . . . .	1399-961
Repair Parts Kit (Carburetor 1317-595). . . . .	1399-940
Repair Parts Kit (Carburetor 1321-612 and 1300-67) . . . . .	1399-118

# TOP COWL AND STARTER



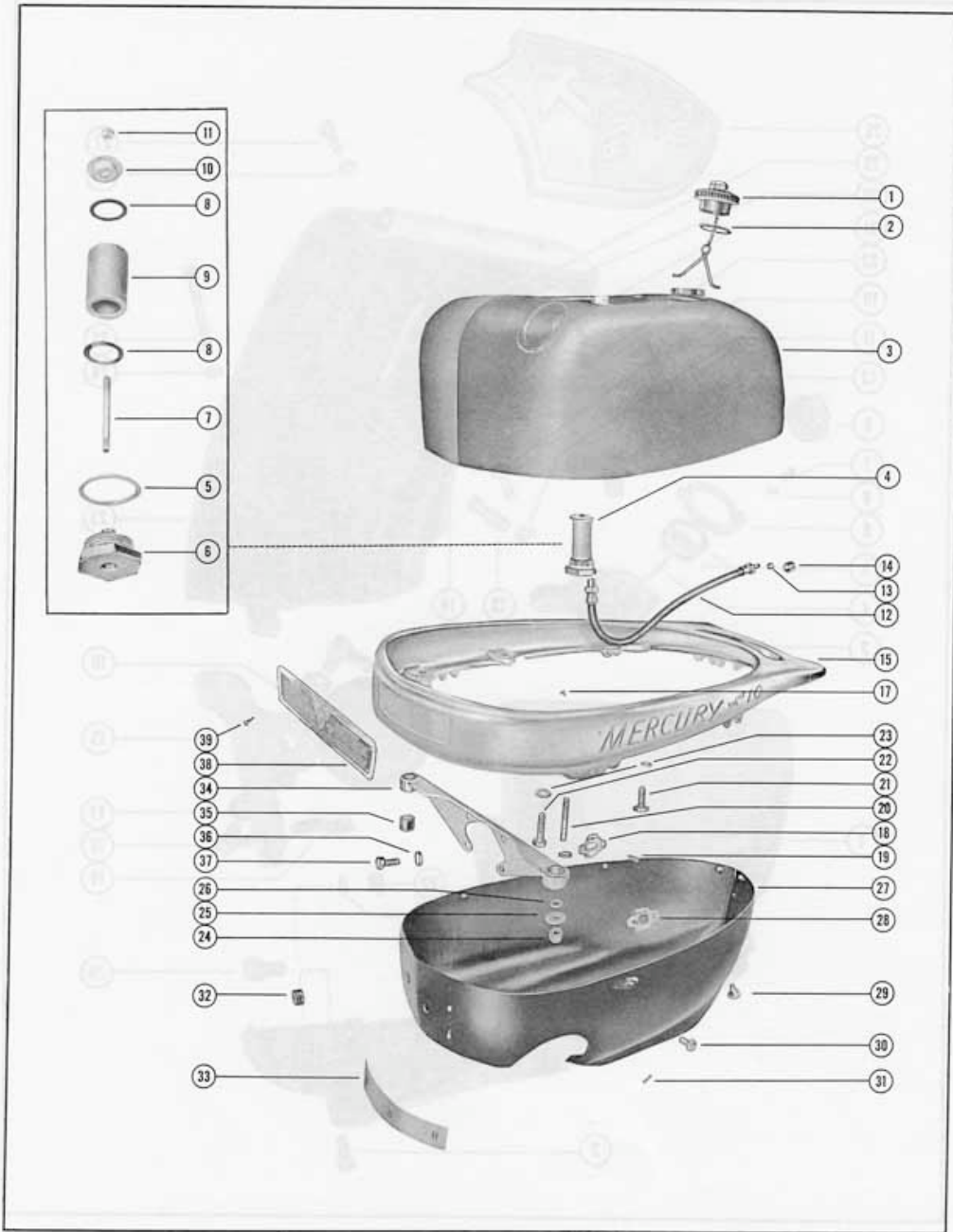
# COWLING AND FRONT COVER



FUEL TANK, PROTECTOR RIM AND COWL

PART NO.	REF. NO.	DESCRIPTION	KH7
36-23338A1	1	Fuel Tank Cap Assembly	1
27-23331	2	Gasket, fuel tank cap	1
1216-630	3	Tank, fuel	1
35-23342A1	4	Fuel Filter Assembly	1
27-23211	5	Gasket, fuel filter to fuel tank	1
11-23263	6	Nut, adaptor - fuel filter	1
16-21451	7	Stud, fuel filter	1
12-21464	8	Washer, rubber	2
35-23342	9	Element, fuel filter	1
21460	10	End Cap, fuel filter	1
11-20190	11	Nut, fuel filter stud	1
32-23439A1	12	Fuel Line Assembly	1
22-21685	13	Sleeve, compression - fuel line	1
11-21113	14	Nut, compression - fuel line sleeve	1
23413A3	15	Protector Rim Assembly	1
10-20314	17	Screw, drive - protector rim	2
11-22684	18	Fastener, spring unit	6
17-23336	19	Rivet, fastener to protector rim	12
16-20761	20	Stud, protector rim mounting	4
10-21625	21	Screw, protector rim to fuel tank (center and rear lugs)	4
10-20653	22	Screw, protector rim to fuel tank (front lugs)	2
13-26992	23	Lockwasher, protector rim screws	6
11-20361	24	Nut, protector rim mounting stud	4
12-20346	25	Washer, protector rim mounting stud	4
12-20028	26	Washer, protector rim mounting stud	8
139-643A1	27	Cowl Assembly	1
11-22684	28	Fastener, spring unit	1
17-22685	--	Rivet, fastener to cowl	2
16-23334	29	Stud, cowl mounting (1/2")	1
16-23335	30	Stud, cowl mounting (11/16")	6
17-23333	31	Pin, cross - cowl mounting studs	7
25-22683	32	Grommet, choke rod	1
37-23478	33	Decal, forward - neutral - reverse	1
21870A3	--	Fuel Tank Bracket Assembly, Complete	1
21870A1	34	Fuel Tank Bracket Assembly	1
23-26348	35	Bushing, fuel tank bracket	2
13-26992	36	Lockwasher, fuel tank bracket screw	4
10-21548	37	Screw, fuel tank bracket to crankcase	4
38-23483	38	Serial Plate	1
10-20314	39	Screw, drive - serial plate mounting	4

FUEL TANK, PROTECTOR RIM AND COWL



MAGNETO ASSEMBLY

PART NO.	REF. NO.	DESCRIPTION	KH 7	MK 20
315-764A1	-	Magneto Assembly	1	-
301-73	-	Magneto Assembly	-	1
20598	-	Stator Plate Assembly	1	1
399-751	1	Plate, stator	1	-
399-119	1	Plate, stator	-	1
399-131	2	Cover, magneto	1	1
12-20885	3	Washer, felt	1	1
399-132	4	Ring, lock	1	1
27-20600	5	Gasket, magneto cover	1	1
10-20879	6	Screw and Lockwasher, breaker mounting	2	2
10-20880	-	Screw and Lockwasher, breaker adjusting	2	2
399-121A1	7	Breaker Assembly	2	2
11-20881	8	Nut, terminal	2	2
12-20878	9	Washer, terminal	2	2
399-124	10	Clip, wire support	2	2
10-20883	11	Screw, condenser attaching	2	2
13-20882	12	Lockwasher, condenser screw	2	2
399-123	13	Condenser	2	2
399-125	14	Coil, ignition	2	2
399-126	15	Clip, coil	4	4
399-129	16	Insulator, high tension lead	2	2
399-128	17	Lead, high tension ( long)	1	1
399-127	18	Lead, high tension (short)	1	1
399-130	19	Clamp, high tension lead	2	2
10-20884	20	Screw and Lockwasher, lead clamp	2	2
20599	21	Rotor	1	1
10-20602	22	Screw and Lockwasher, cover to stator plate	4	4
12-20603	23	Washer, cover screw	4	4
201-77	--	Flywheel	1	1
28-20625	--	Key, flywheel	1	1
24069	--	Dampener, flywheel	1	1
10-24070	--	Screw, flywheel dampener	3	3
20604	24	Plug, magneto pilot friction	2	2
24-20609	25	Spring, friction plug	2	2
10-20608	26	Screw, spring tension adjusting	2	2
15-20610	--	Shim, magneto hold down spring (.005-20-25)	-	AR
24-20569	27	Spring, magneto hold down	2	2
43-20611	28	Gear, sector - magneto drive	1	1
10-20293	29	Screw, sector gear mounting	4	4
13-26996	30	Lockwasher, sector gear screw	4	4
12-20628	31	Washer, rubber - rotor to flywheel	1	1
15-20627	32	Shim, hold down spring to crankcase	-	1
15-23097	--	Shim, stator plate to crankcase (.005-10)	AR	-
15-20626	33	Shim, stator plate to crankcase	1	1
20615A1	34	Throttle Control Cam Assembly	1	1
23-20618	35	Spacer, throttle control cam	1	1
10-20619	36	Screw, control cam to magneto (long)	1	1
10-20616	37	Screw, control cam to magneto (short)	1	1
12-20028	38	Washer, control cam screw (long)	1	1
13-26991	39	Lockwasher, control cam screws	2	2
23-20622	40	Bushing, rubber - high tension leads	1	1
20623	41	Marker, high tension lead (top)	1	1
24-22063	--	Spring, high tension lead protector	-	1
12-20603	--	Washer, protector spring	-	1
20119	42	Protector, spark plug	2	2
33-20127	43	Spark Plug	2	2

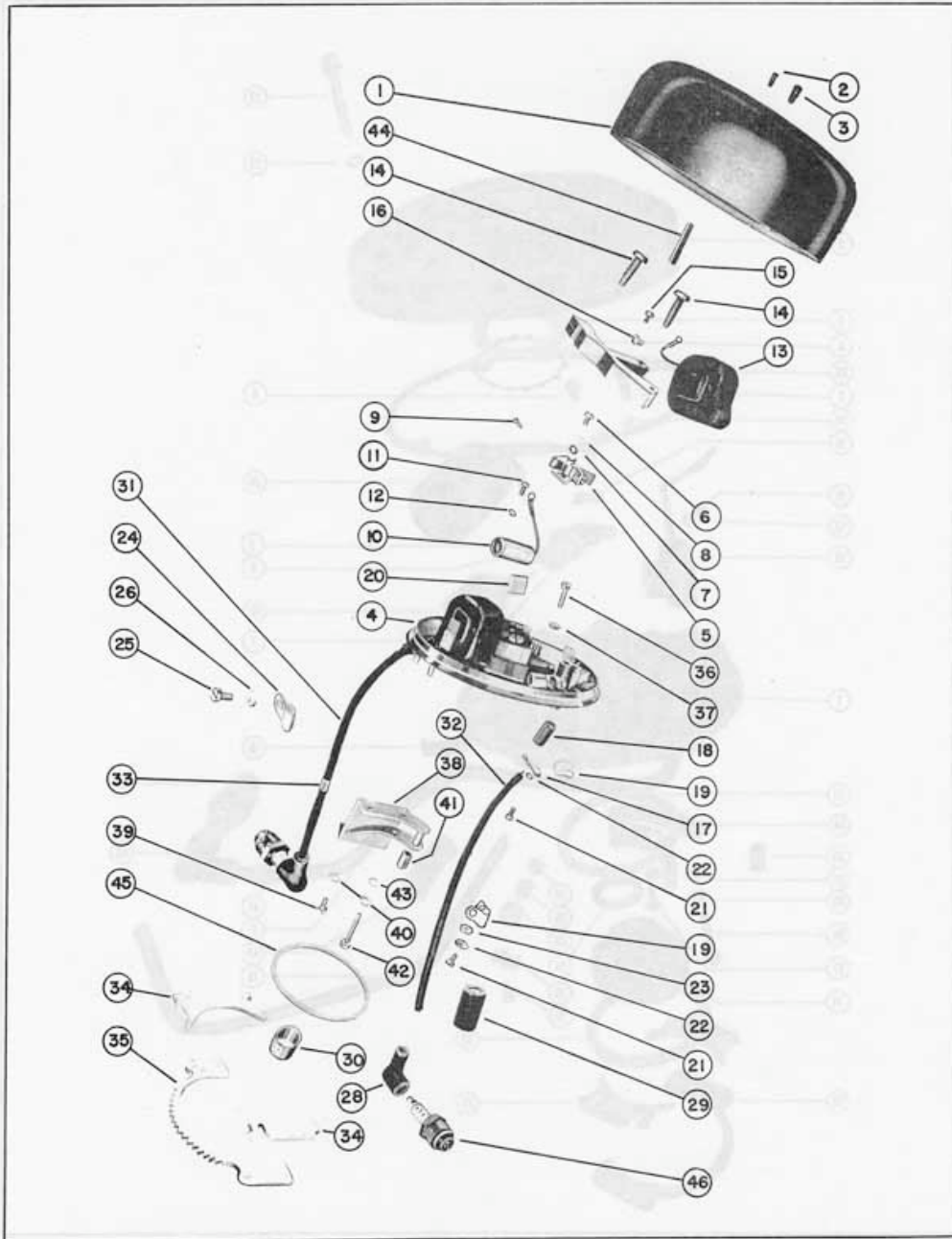




MAGNETO ASSEMBLY

PART NO.	REF. NO.	DESCRIPTION	MK15
316-771	-	Magneto Assembly	1
398-739	1	Flywheel	1
24187	2	Plug, flywheel (small)	3
24188	3	Plug, flywheel (large)	3
398-770A1	-	Stator Plate Assembly, Complete	1
398-770	4	Stator Plate and Core Assembly	1
398-174	5	Breaker Point Assembly	2
10-21133	6	Screw, fixed contact	2
13-21134	7	Lockwasher, fixed contact screw	2
12-21135	8	Washer, fixed contact screw	2
10-23976	9	Screw, breaker point connection	2
398-733	-	Insulator, breaker point connection screw	2
398-713	10	Condenser	2
10-21133	11	Screw, condenser mounting	2
13-21134	12	Lockwasher, condenser screw	2
398-716	13	Coil, ignition	2
10-23556	14	Screw, core to stator plate	4
10-21130	15	Screw, ground terminal	2
398-732	16	Clip, primary lead	2
398-720	17	Clamp, lead wire	2
32-21137	18	Tube, lead wire	2
398-182	19	Clamp, plastic - lead wire	2
398-723	20	Wick, felt	2
10-21139	21	Screw, lead wire clamp	3
13-21144	22	Lockwasher, lead wire clamp screw	3
12-20670	23	Washer, lead wire clamp screw	1
54-21730	24	Clip, lead wire	1
10-21140	25	Screw, lead wire clip	1
12-20028	26	Washer, lead wire clip screw	1
20119	28	Protector, spark plug	2
23-20622	29	Bushing, lead wires	1
398-241	30	Cam	1
398-178	31	Wire, lead (top)	1
398-177	32	Wire, lead (bottom)	1
20623	33	Marker, lead wire (top)	1
24-20569	34	Spring, magneto hold down	2
43-20611	35	Gear, sector	1
10-25157	36	Screw, sector gear to stator plate	4
13-26996	37	Lockwasher, sector gear screw	4
20615A1	38	Throttle Control Cam Assembly	1
10-20616	39	Screw, control cam to magneto (short)	1
13-26991	40	Lockwasher, control cam screws	2
23-20618	41	Spacer, throttle control cam	1
10-20619	42	Screw, control cam to magneto (long)	1
12-20028	43	Washer, control cam screw	1
28-21614	44	Key, flywheel	1
15-20626	45	Shim, stator plate to crankcase	1
15-23097	--	Shim, stator plate (.005-10)	AR
33-22805	46	Spark Plug	2

MAGNETO ASSEMBLY

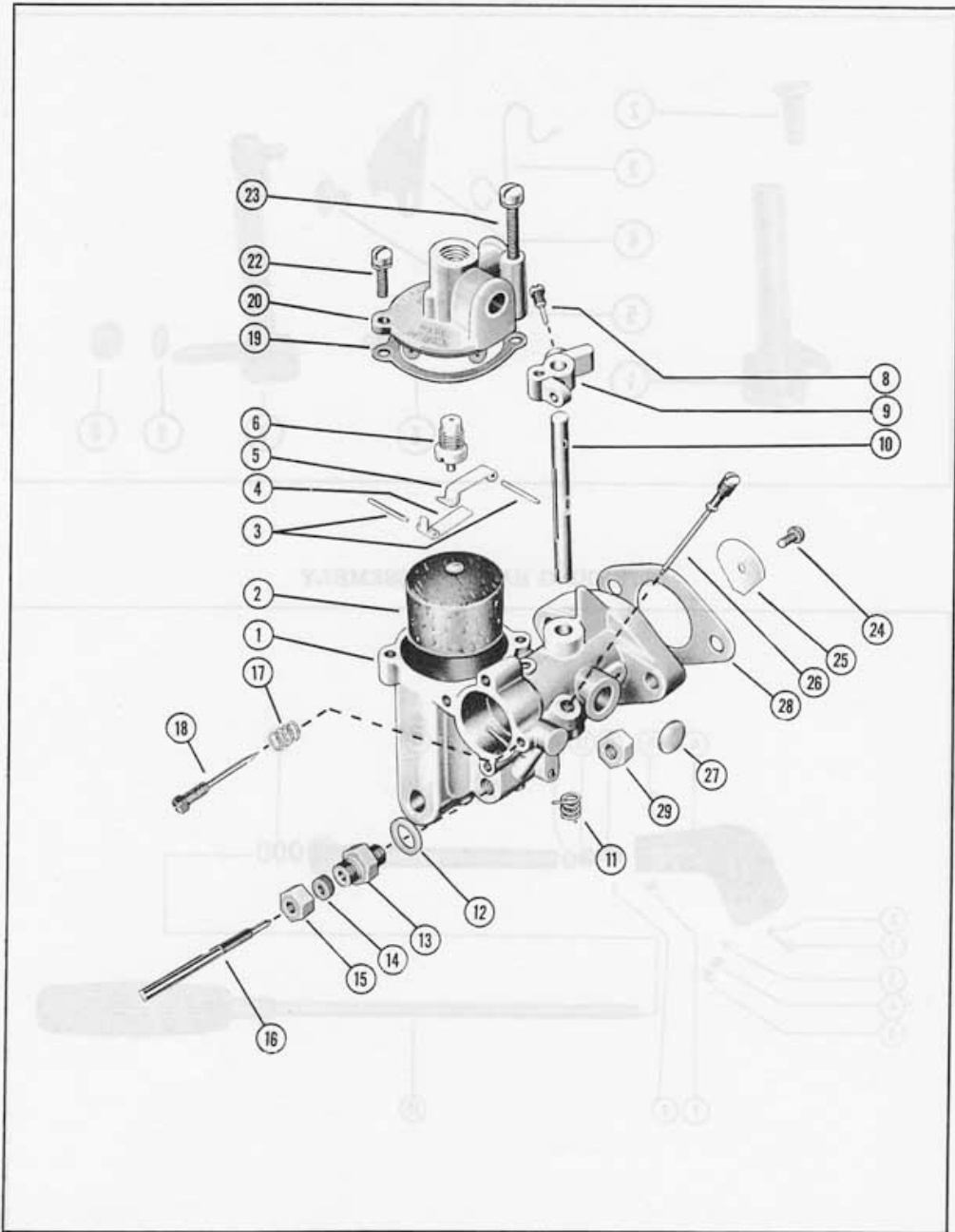


CARBURETOR ASSEMBLY

PART NO.	REF. NO.	DESCRIPTION	KH 7	MK 15	MK 20
1317-595	1	Carburetor Assembly, Complete	1	-	-
1321-612	1	Carburetor Assembly, Complete	-	1	-
1300-67	1	Carburetor Assembly, Complete	-	-	1
1399-570	2	Float	1	-	-
18-21579	-	Cotter Pin, float retaining	2	-	-
1399-110A1	2	Float Assembly	-	1	1
17-20853	3	Pin, float lever pinion	-	2	2
1399-102	4	Lever, float (lower)	-	1	1
1399-101	5	Lever, float (upper)	-	1	1
1399-605	6	Inlet Needle and Seat	1	-	-
27-23284	-	Gasket, inlet needle and seat	1	-	-
10-23285	-	Screw, inlet needle and seat channel plug	1	-	-
27-23284	-	Gasket, channel plug screw	1	-	-
1399-1138	6	Inlet Needle, Seat and Gasket	-	1	1
27-20851	-	Gasket, inlet seat	-	1	1
10-20847	8	Screw, throttle stop lever	1	1	1
1399-97	9	Lever, throttle stop	1	1	1
1399-531	10	Shaft, throttle	1	-	-
1399-112	10	Shaft, throttle	-	1	1
24-23191	11	Spring, throttle shaft return	1	-	-
24-20869	11	Spring, throttle shaft return	-	1	1
27-20848	12	Gasket, main adjustment screw gland	1	1	1
1399-94	13	Gland, main adjustment screw	1	1	1
1399-108	14	Packing, main adjustment screw	1	1	1
11-20849	15	Nut, main adjustment screw	1	1	1
1399-604	16	Screw, main adjustment	1	-	-
1399-113	16	Screw, main adjustment	-	1	1
24-20856	17	Spring, idle adjustment screw	1	1	1
1399-619	18	Screw, idle adjustment	1	1	1
1399-99	19	Gasket, float bowl cover	1	1	1
1399-585	20	Cover, float bowl	1	-	-
1399-927	20	Cover, float bowl	-	1	1
1399-215	--	Screen, inlet connection	-	1	1
10-20854	22	Screw, float bowl cover (short)	1	1	1
10-20857	23	Screw, float bowl cover (long)	-	1	1
10-21471	24	Screw and Lockwasher, throttle shutter	1	-	-
10-20858	24	Screw and Lockwasher, throttle shutter	-	1	1
1399-107	25	Shutter, throttle	1	-	1
1399-573	25	Shutter, throttle	-	1	-
1399-572	26	Tube, by-pass	1	-	-
1399-96	26	Tube, by-pass	-	1	1
19-20011	27	Welch Plug, body channel	1	1	1
10-20870	--	Screw, plug - body channel	-	1	1
1399-95	--	Lead Shot, body channel	2	-	-
22-20781	--	Elbow, fuel line to carburetor	-	1	1
*22-20380	--	Connector, fuel line to carburetor	-	-	1
27-20183	28	Gasket, carburetor flange	1	1	1
11-20184	29	Nut, carburetor mounting stud	2	2	2
20-23277A1	--	Fuel Shut-Off Valve Assembly	1	-	-
12-23280	--	Washer, fuel shut-off valve packing gland	1	-	-
23281	--	Packing, fuel shut-off valve	1	-	-
11-23282	--	Nut, shut-off valve packing gland	1	-	-
17-20685	--	Pin, groove - shut-off valve knob retaining	1	-	-
1399-587	--	Gasket and Packing Seat (1317-595)	1	-	-
1399-961	--	Gasket and Packing Seat (1321-612 & 1300-67)	-	1	1
1399-940	--	Repair Parts Kit (1317-595)	1	-	-
1399-118	--	Repair Parts Kit (1321-612 & 1300-67)	-	1	1

\* Used on all Mark 20 motors above Serial #753906.

# CARBURETOR ASSEMBLY



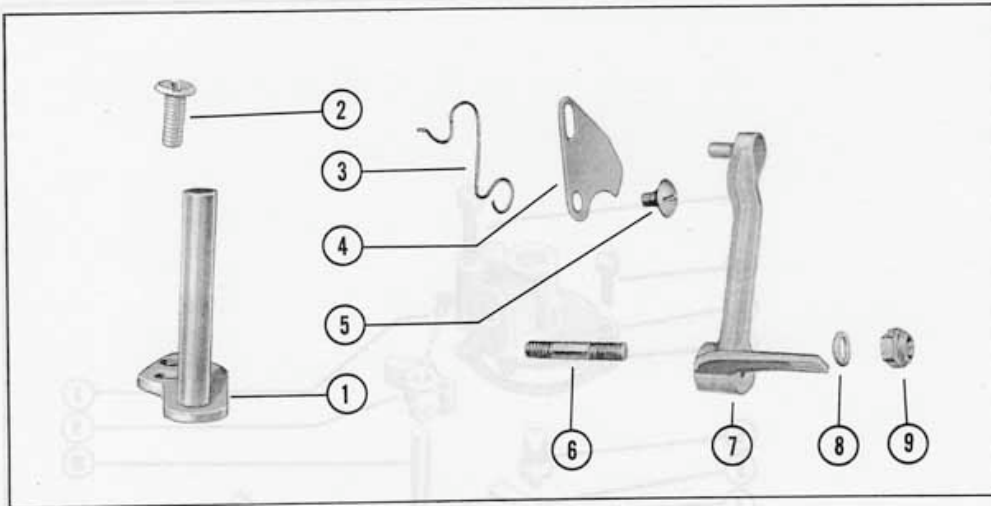
THROTTLE LEVER AND CHOKE ASSEMBLY

PART NO.	REF. NO.	DESCRIPTION	KH 7	MK 15	MK 20
17-20588A1	1	Throttle Lever Assembly	1	1	1
10-20597	2	Screw, throttle lever to carburetor	1	1	1
20178A1	-	Choke Lever Assembly	1	-	-
24-20579	3	Spring, choke shutter	1	1	1
20173	4	Shutter, choke	1	1	1
10-20578	5	Screw, choke shutter	1	1	1
22454	-	Stud, choke lever	1	-	-
13-26995	-	Lockwasher, choke lever stud	1	-	-
18-20180	-	Cotter Pin, choke rod retaining	1	-	-
22451	-	Rod, choke	1	-	-
23298	-	Knob, choke rod	1	-	-
17-20648	-	Pin, choke rod to choke lever	1	-	-
16-20581	6	Stud, choke lever	-	1	1
20582	7	Lever, choke	-	1	1
12-20583	8	Washer, choke lever stud	-	1	1
11-20586	9	Nut, choke lever stud	-	1	1

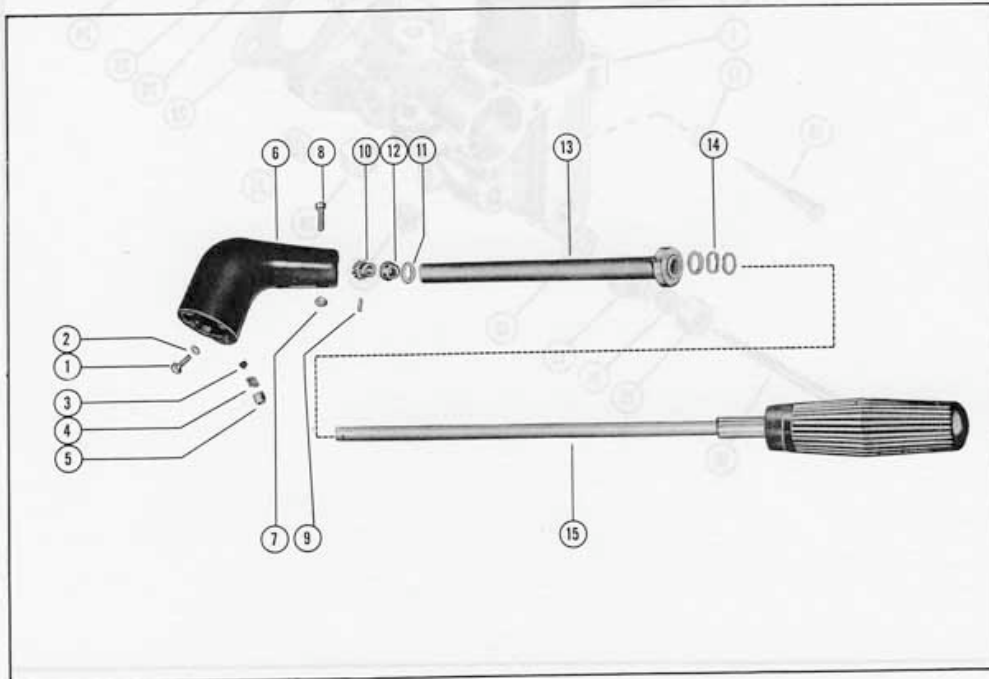
STEERING HANDLE ASSEMBLY

PART NO.	REF. NO.	DESCRIPTION	KH 7	MK 15	MK 20
10-20031	1	Screw, steering handle locating	1	1	1
13-26992	2	Lockwasher, steering handle locating screw	1	1	1
20737	3	Plug, friction	1	1	1
24-20609	4	Spring, friction plug	1	1	1
10-20608	5	Screw, friction plug	1	1	1
21648	6	Elbow, steering handle	1	-	-
20735	6	Elbow, steering handle	-	1	1
11-20361	7	Nut, steering handle clamp screw	1	1	1
10-20736	8	Screw, steering handle clamp	1	1	1
20591A2	-	Steering Handle Assembly	1	1	1
17-20728	9	Pin, groove - pinion gear	1	1	1
43-23221	10	Gear, pinion - steering handle shaft	1	1	1
15-20729	11	Shim, steel (.010)	AR	AR	AR
23502A1	--	Steering Handle Tube Assembly (12 1/2" long)	1	-	-
20731A1	--	Steering Handle Tube Assembly (10 1/2" long)	1	1	1
23-20733	12	Bushing, steering handle tube	1	1	1
20731	13	Tube, steering handle (10 1/2" long)	1	1	1
20732	--	Ring, pointer - steering handle tube	1	1	1
13-20730	14	Washer, wave	1	1	1
20591A6	15	Handle Grip and Shaft Assembly (18 1/2" long)	1	-	-
20591A1	15	Handle Grip and Shaft Assembly (16 1/2" long)	1	1	1
17-20728	--	Pin, groove - steering handle shaft	1	1	1

### THROTTLE LEVER AND CHOKE ASSEMBLY



### STEERING HANDLE ASSEMBLY



THORTTLE AND SHIFT MECHANISM

PART NO.	REF. NO.	DESCRIPTION	KH 7	MK 15	MK 20
20470A4	-	Vertical Shaft Bracket Assembly	1	1	-
*20470A1	-	Vertical Shaft Bracket Assembly	-	-	1
#22689A2	-	Vertical Shaft Bracket Assembly, Complete	-	-	1
17-20000	1	Pin, groove - sector gear	1	1	1
43-20471	2	Gear, sector - drive	1	1	1
*20470	3	Bracket, vertical shaft	1	1	1
#22689A1	3	Vertical Shaft Bracket Assembly	-	-	1
#23-22571	-	Bushing, vertical shaft bracket	-	-	2
21109A1	4	Vertical Shaft Assembly	1	1	-
20022A1	4	Vertical Shaft Assembly	-	-	1
15-20473	6	Shim, vertical shaft to bracket (.010-20)	AR	AR	-
15-20475	5	Shim, vertical shaft bracket to crankcase (.005-10)	AR	AR	AR
13-20147	7	Lockwasher, vertical shaft bracket screw	2	2	-
12-20028	-	Washer, vertical shaft bracket screw	-	-	2
10-20474	8	Screw, vertical shaft bracket to crankcase 10-28636	2	2	2
11-20645	9	Nut, ball joint connection (right hand thread)	3	3	-
11-24655	10	Nut, ball joint connection (left hand thread)	1	1	-
13-20040	11	Lockwasher, ball joint connection	2	2	-
23499	12	Ball Joint (left hand thread)	1	1	-
16-23500	13	Stud, ball joint connecting	1	1	-
23498	14	Ball Joint (right hand thread)	1	1	-
23497	15	Lever, cross shaft	1	-	-
24412	15	Lever, cross shaft	-	1	-
17-20000	16	Pin, groove - cross shaft lever	1	1	-
20752	17	Swivel, throttle control linkage	-	-	2
20753	18	Rod, left hand thread	-	-	1
11-20754	19	Nut, connector sleeve (left hand thread)	-	-	1
20755	20	Sleeve, rod connector	-	-	1
11-20013	21	Nut, connector sleeve (right hand thread)	-	-	1
20756	22	Rod, right hand thread	-	-	1
20757	23	Lever, cross shaft	-	-	1
13-20758	24	Lockwasher, cross shaft nut	-	-	1
11-20087	25	Nut, cross shaft	-	-	1
11-20645	26	Nut, throttle adjusting screw	2	2	2
10-20644	27	Screw, throttle adjusting	2	2	2
20548	28	Bracket, throttle & shift lock	1	1	1
10-20716	29	Screw, set - throttle & shaft lock drum	1	1	1
10-20293	30	Screw, detent spring mounting	2	1	1
10-20646	30	Screw, detent spring mounting	-	1	1
10-20738	31	Screw, cover plate to elbow	4	4	4
20744	32	Plate, cover - elbow	1	1	1
23-20743	33	Bushing, cross shaft	1	1	1
23-21646	--	Spacer	1	-	-
20742	34	Tube, spacer	-	1	1
23524A1	35	Cross Shaft Assembly	1	-	-
20740A1	35	Cross Shaft Assembly	-	1	1
17-20728	37	Pin, groove - bevel gear to cross shaft	1	1	1
20737A1	--	Friction Plug Assembly	1	1	1
10-20608	38	Screw, friction plug	1	1	1
24-20609	39	Spring, friction plug	1	1	1
20737	40	Plug, friction	1	1	1
<del>20735</del>	42	Elbow, steering handle 21648	1	-	-
20735	42	Elbow, steering handle	-	1	1
11-20361	41	Nut, steering handle clamp screw	1	1	1
10-20736	43	Screw, steering handle clamp	1	1	1
10-20031	44	Screw, steering handle locating	1	1	1
13-20147	45	Lockwasher, steering handle locating screw	1	1	1
14-20745	46	Tab Washer, cross shaft bushing nut	1	1	1
20712	47	Plate, detent	1	1	1
24-20964	48	Spring, detent	1	1	1
13-20040	49	Lockwasher, detent spring mounting screw	2	2	2
11-20652	50	Nut, detent spring mounting screw	2	2	2
13-20202	--	Lockwasher, lock bracket screw	1	-	-
10-20606	51	Screw, lock bracket to housing (1 1/4")	1	1	1
17-20713	52	Pin, stop	1	1	1
23501A1	53	Shift Control Lever Assembly	1	-	-
20547A1	53	Shift Control Lever Assembly	-	1	1
20797	--	Coupling, shift shaft	1	1	1
10-20474	54	Screw, lock bracket to housing (3/4") 10-28636	1	1	1
10-20653	55	Screw, lock bracket to housing (1")	1	1	1
13-20147	56	Lockwasher, lock bracket screw	1	1	1
11-20714	57	Nut, stop pin	1	1	1
11-20739	58	Nut, cross shaft bushing	1	1	1
20751	59	Drum, lock - throttle & shift	1	1	1

\* Used on all Mark 20 motors below Serial #754097.

# Used on all Mark 20 motors above Serial #754096.





CYLINDER BLOCK ASSEMBLY

PART NO.	REF. NO.	DESCRIPTION	KH 7	MK 15	MK 20
802-40A1	1	Cylinder Block Assembly	1	-	1
806-275A3	1	Cylinder Block Assembly	-	1	-
16-20484	2	Stud, powerhead to drive shaft hsg. (short)	2	2	2
16-20526	3	Stud, powerhead to drive shaft hsg. (long)	2	2	2
16-20525	4	Stud, cylinder block to crankcase	6	6	6
91-20065	-	Insert, helicoil	2	-	-
10-20540	5	Screw, manifold cover to cylinder block	7	7	7
20539	6	Cover, exhaust manifold	1	1	1
27-20538	7	Gasket, baffle plate to cover	1	1	1
20537	8	Plate, baffle	1	1	1
27-20536	9	Gasket, baffle plate to cylinder block	1	1	1
1008-509A1	11	Cylinder Block Cover Assembly	1	-	-
1002-63A1	11	Cylinder Block Cover Assembly	-	1	1
23-26348	10	Bushing, fuel tank and cowl studs	2	2	2
54-20830	--	Clamp, high tension lead	1	-	-
10-20646	--	Screw, high tension lead clamp	1	-	-
11-20190	--	Nut, high tension lead clamp screw	1	-	-
12-20028	12	Washer, cover to cylinder block screw	8	8	8
54-20534	14	Clip, lead wire	-	1	1
10-20532	15	Screw, cover to cylinder block	8	8	8
27-20531	16	Gasket, cylinder block cover	1	1	1
10-20031	17	Screw, transfer port cover	4	4	4
12-20028	18	Washer, transfer port cover screw	4	4	4
20029	19	Cover, transfer port	2	2	2
27-20030	20	Gasket, transfer port cover	2	2	2
20543A1	21	Top Cowl Mounting Bracket Assembly (rear)	-	1	1
23-26348	22	Bushing, top cowl stud	-	1	1
13-26992	23	Lockwasher, bracket screw	-	2	2
10-20542	24	Screw, bracket to cylinder block cover	-	2	2
27-21173	25	Gasket, cylinder block to crankcase	1	1	1
12-20028	27	Washer, cowl mounting studs (small)	-	6	6
12-20346	28	Washer, cowl mounting studs (large)	-	2	2
12-22937	28	Washer, cowl mounting studs (large)	-	1	1
11-20361	29	Nut, cowl mounting studs	-	3	3
25-21706	--	"O" Ring, cylinder block to crankcase bottom	1	-	-

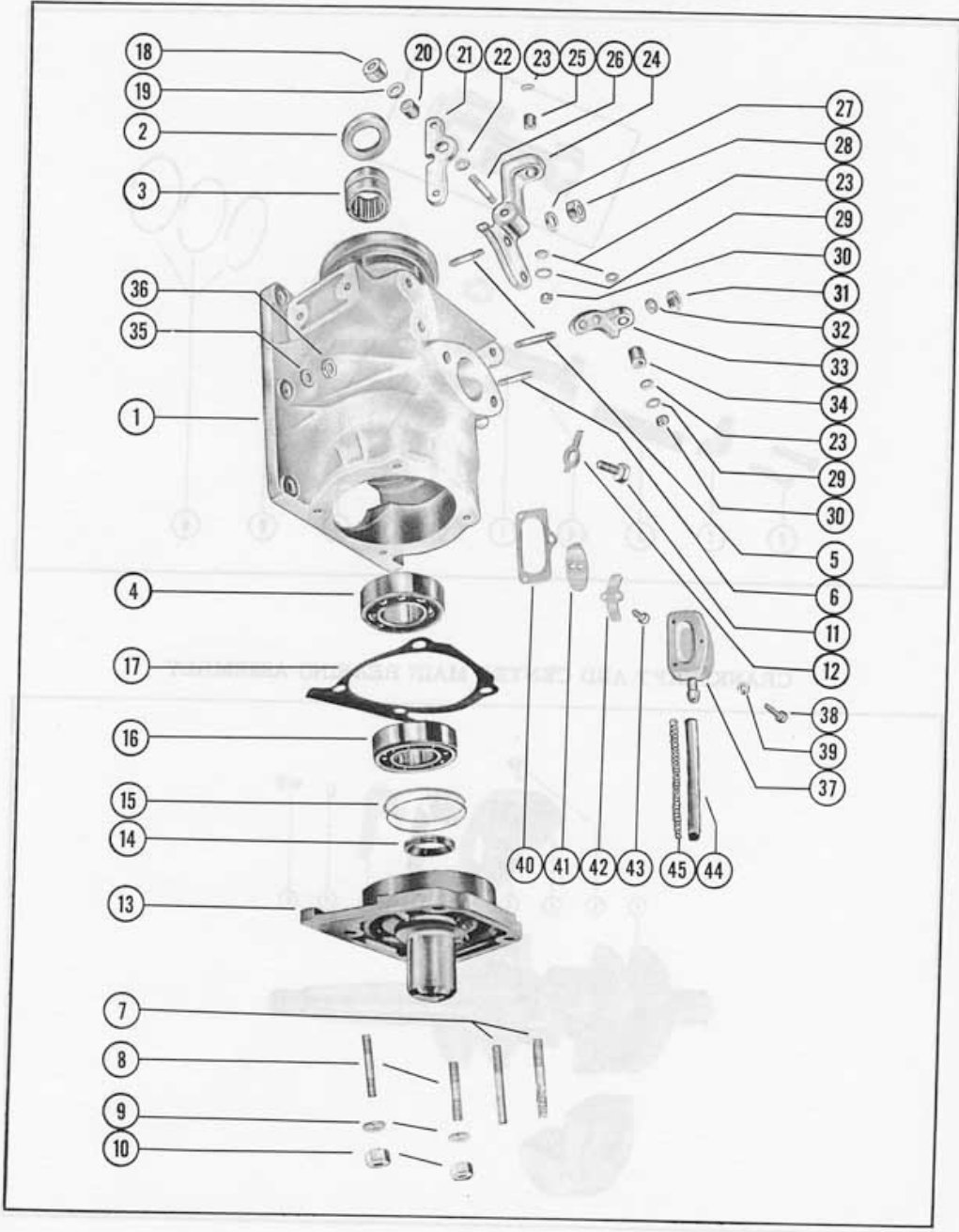


CRANKCASE ASSEMBLY

PART NO.	REF. NO.	DESCRIPTION	KH 7	MK 15	MK 20
917-478A1	1	Crankcase Assembly	1	-	-
902-42A1	1	Crankcase Assembly	-	1	1
917-478	-	Crankcase	1	-	-
26-20465	2	Oil Seal	1	1	1
31-21700	3	Bearing, roller	1	-	-
31-20463	3	Bearing, roller	-	1	1
30-20464	4	Bearing, ball	1	1	1
16-20469	5	Stud, crankcase to cowl mounting bracket	-	4	4
16-20468	6	Stud, crankcase to carburetor	2	2	2
16-20466	7	Stud, crankcase to drive shaft housing	2	2	2
16-20467	8	Stud, crankcase to crankcase bottom	2	2	2
13-26992	9	Lockwasher, crankcase bottom stud	2	2	2
11-20088	10	Nut, crankcase bottom stud	2	2	2
10-20089	11	Screw, center main bearing locking	1	1	1
14-20091	12	Tab Washer, center main bearing locking screw	1	1	1
1103-50A1	13	Crankcase Bottom Assembly	1	-	-
1103-49A1	13	Crankcase Bottom Assembly (see note below)	-	1	1
26-20513	14	Oil Seal	1	-	-
26-20948	14	Oil Seal	-	1	1
15-20514	15	Shim, ball bearing (.002-3-5-10)	AR	AR	AR
30-20464	16	Bearing, ball - crankcase bottom	1	1	1
27-20515	17	Gasket, crankcase bottom to crankcase	1	1	1
27-20516	--	Gasket, crankcase bottom to plate } see note below	1	1	1
20517	--	Plate, crankcase bottom	1	1	1
11-20509	18	Nut, bracket stud	-	1	1
12-20572	19	Washer, bracket stud	-	1	1
23-20571	20	Bushing, bracket stud	-	1	1
20570	21	Plate, cowl mounting	-	1	1
12-20551	22	Washer, rubber - plate to starboard bracket	-	1	1
12-20028	23	Washer, cowl mounting stud	-	4	4
20549A1	24	Front Starboard Bracket Assembly	-	1	1
23-26348	25	Bushing, cowl mounting stud	-	1	1
16-20550	26	Stud, cowl mounting plate to bracket	-	1	1
12-20028	27	Washer, bracket mounting stud (starboard)	-	2	2
11-20184	28	Nut, bracket mounting stud (starboard)	-	2	2
12-20346	29	Washer, cowl mounting stud	-	2	2
11-20361	30	Nut, cowl mounting stud	-	2	2
11-20184	31	Nut, bracket mounting stud (port)	-	2	2
12-20028	32	Washer, bracket mounting stud (port)	-	2	2
20573A1	33	Front Port Bracket Assembly	-	1	1
23-26348	34	Bushing, cowl mounting stud	-	1	1
12-20546	35	Washer, cylinder block to crankcase stud	6	6	6
11-20083	36	Nut, cylinder block to crankcase stud	6	6	6
20038	37	Cover, pressure valve	-	1	1
23112	--	Cover, pressure valve	-	-	1
23111	--	Check Valve and Connector, air line	1	1	-
32-23024	--	Air Line, pressure relief	-	-	1
10-20041	38	Screw, pressure valve cover to crankcase	-	3	3
13-26996	39	Lockwasher, pressure valve cover screw	-	3	3
27-20039	40	Gasket, pressure valve cover to crankcase	-	1	1
34-20035	41	Reed, pressure valve	-	1	1
34-20036	42	Stop, reed	-	1	1
10-20037	43	Screw, reed stop	-	2	2
32-20476	44	Air Line, pressure valve cover to receptacle	-	1	1
24-20477	45	Spring, air line	-	1	1
54-22976	--	Clamp, hose	-	2	2

NOTE: When replacing present crankcase bottom with latest style (1103-49A1) Crankcase Bottom Ass'y on either Mark 15 or 20 engines the 27-20516 Gasket and 20517 Plate are no longer required.  
Revised July 1961

CRANKCASE ASSEMBLY



PISTON AND CONNECTING ROD ASSEMBLY

PART NO.	REF. NO.	DESCRIPTION	KH 7	MK 15	MK 20
601-62A2	1	Connecting Rod Assembly	2	2	2
10-20519	2	Screw, connecting rod	4	4	4
29-20520	3	Bearing, needle - crankpin	56	56	56
11-20061	4	Nut, connecting rod screw	4	4	4
12-20522	5	Washer, needle bearing retaining	4	4	4
29-20521	6	Bearing, needle - piston pin	44	44	44
718-1193A2	7	Piston and Piston Pin Assembly	2	-	2
708-447A1	7	Piston and Piston Pin Assembly	-	2	-
40-20057	8	Lock Ring, piston pin	4	4	4
39-20058	9	Ring, piston	6	-	6
39-21680	9	Ring, piston	-	6	-

Oversize Pistons and Rings

714-497A1	-	Piston and Piston Pin Assembly (.015 oversize)	2	-	2
701-142A1	-	Piston and Piston Pin Assembly (.015 oversize)	-	2	-
39-20992	-	Ring, piston (.015 oversize)	6	-	6
39-20993	-	Ring, piston (.015 oversize)	-	6	-

CRANKSHAFT AND CENTER MAIN BEARING ASSEMBLY

PART NO.	REF. NO.	DESCRIPTION	KH 7	MK 15	MK 20
402-48	1	Crankshaft	1	1	1
502-59A1	2	Center Main Bearing Assembly	1	1	1
17-20392	3	Dowel Pin, center main bearing	2	2	2
17-20050	4	Dowel Pin, reed locating	8	8	8
10-20049	5	Screw, center main bearing clamping	2	2	2
34-20888	6	Reed Set, matched - center main bearing	1	1	1
34-20053	7	Reed Stop, main bearing reed valve	4	4	4
12-26014	8	Washer, reed stop mounting screw	4	4	4
10-20055	9	Screw, reed stop mounting	4	4	4

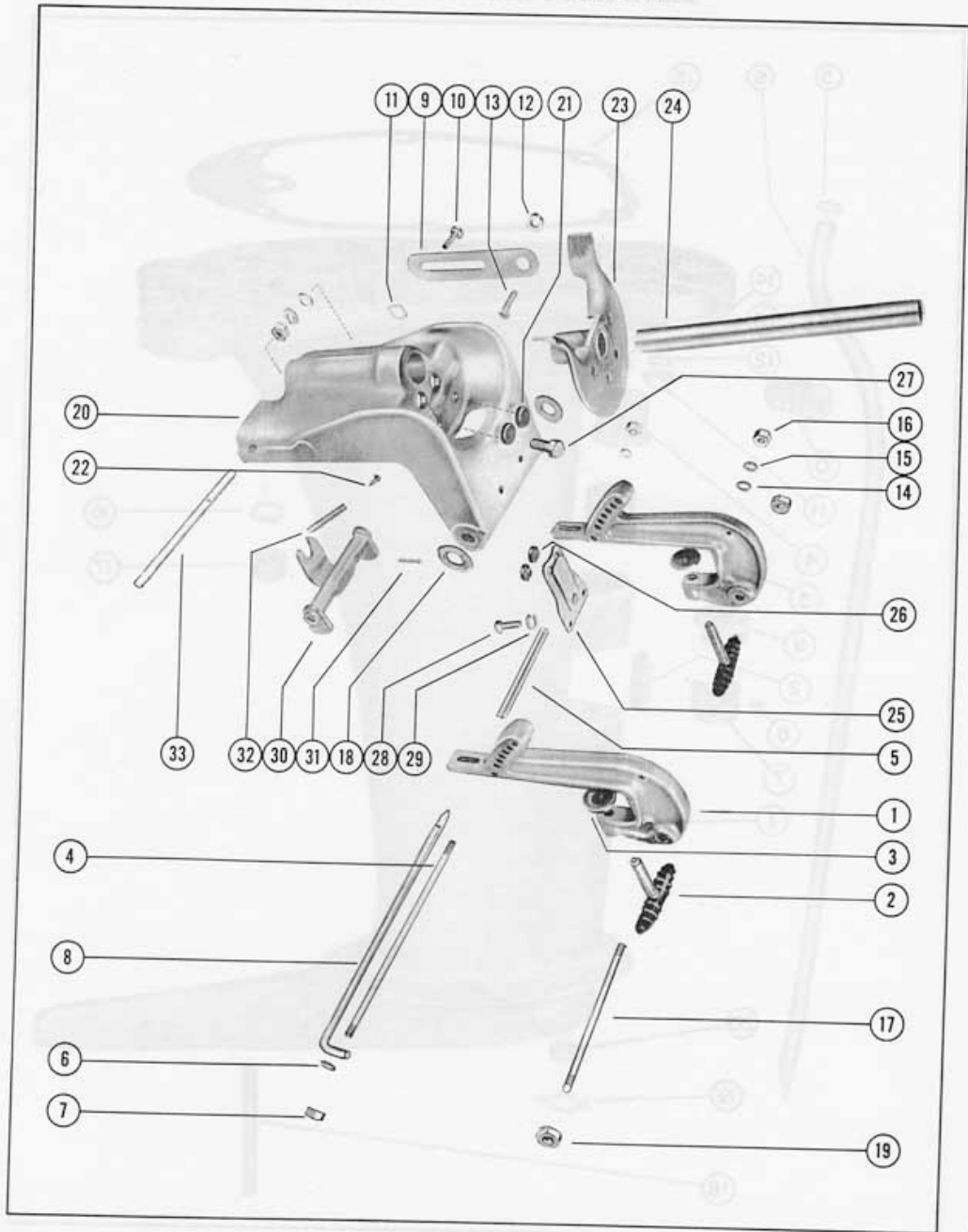


CLAMP AND SWIVEL BRACKET

PART NO.	REF. NO.	DESCRIPTION	KH 7	MK 15	MK 20
1400-273A1	1	Clamp Bracket Assembly	2	-	-
1408-246A2	1	Clamp Bracket Assembly	-	2	-
1400-21A1	1	Clamp Bracket Assembly	-	-	2
22477	2	Thumb Screw Assembly	2	2	2
12-20214	3	Washer, thumb screw	2	2	2
16-20657	4	Stud, clamp bracket	1	1	1
23-20658	5	Spacer, clamp bracket stud	1	1	1
13-26993	6	Lockwasher, clamp bracket stud	2	2	2
11-20083	7	Nut, clamp bracket stud	2	2	2
17-28848A2	8	Tilt Lock Pin Assembly	1	1	1
20693	9	Lever, tilt stop	1	1	1
10-27790	10	Screw, retaining - tilt stop lever	1	1	1
13-20846	11	Washer, wave - retaining screw	1	1	1
23-20216	12	Spacer, tilt stop lever	1	1	1
10-20217	13	Screw, anchor - tilt stop lever	1	1	1
12-20028	14	Washer, tilt stop lever screw	2	2	2
13-26992	15	Lockwasher, tilt stop lever screw	2	2	2
11-20088	16	Nut, tilt stop lever screw	2	2	2
16-20694	17	Stud, clamp bracket to swivel bracket	1	1	1
15-20695	18	Shim, clamp bracket to swivel bracket	2	2	2
54-20284	--	Clip, safety chain	1	1	1
11-20696	19	Nut, clamp bracket to swivel bracket stud	2	2	2
1402-66A1	20	Swivel Bracket Assembly	1	-	-
1406-798A1	20	Swivel Bracket Assembly	-	1	-
1402-86A1	20	Swivel Bracket Assembly	-	-	1
20203	21	Disc, friction - swivel bracket	2	2	2
10-20697	22	Screw, drive - spring attaching	1	1	1
20951	23	Co-Pilot Disc	1	1	1
17-20710	24	Swivel Pin	1	1	1
20701A1	25	Clamp Plate Assembly	1	1	1
20203	26	Disc, friction - clamp plate	2	2	2
10-20705	27	Screw, clamp plate tension adjusting	1	1	1
10-21625	28	Screw, clamp plate to swivel bracket	2	2	2
13-26992	29	Lockwasher, clamp plate screw	2	2	2
20974	30	Reverse Lock Lever Assembly	1	1	1
18-20209	31	Cotter Pin, reverse lock lever	1	1	1
24-20210	32	Spring, reverse lock lever	1	1	1
20709	33	Rod, reverse lock lever	-	1	-
38-24411	--	Serial Plate	-	-	1
38-20748	--	Serial Plate	-	-	1
10-20314	--	Screw, drive - serial plate to swivel bracket	-	4	4



# CLAMP AND SWIVEL BRACKET



DRIVE SHAFT HOUSING ASSEMBLY

PART NO.	REF. NO.	DESCRIPTION	KH 7	MK 15	MK 20
1501-78A1	1	Drive Shaft Housing Assembly	1	1	1
20641	2	Liner, cam guide slot	1	1	1
23-20638	3	Bushing, lower	1	1	1
23-20973	4	Bushing, upper	1	1	1
25-20633	5	"O" Ring, water inlet tube	1	1	1
32-20634	6	Tube, water inlet	1	1	1
16-20635	18	Stud, gear housing to drive shaft housing	1	1	1
20715	7	Cam, reverse lock - lower half	1	1	1
10-20716	8	Screw, set - reverse lock cam	1	1	1
20717	9	Cam, reverse lock - upper half	1	1	1
24-20229	10	Spring, co-pilot to drive shaft housing	1	1	1
11-20083	11	Nut, lock bracket screw (1 1/4")	2	2	2
13-20202	12	Lockwasher, lock bracket screw	1	1	1
11-20088	13	Nut, lock bracket screw (1")	1	1	1
13-26992	14	Lockwasher, lock bracket screw	1	1	1
27-20642	15	Gasket, drive shaft housing to powerhead	1	1	1
12-20028	16	Washer, powerhead stud	1	1	1
11-20088	17	Nut, powerhead stud	6	6	6
14-20747	19	Tab Washer, gear housing stud	6	6	6
11-20083	20	Nut, gear housing stud	2	2	2
			2	2	2

PROPELLERS, INSIDE AND OUTSIDE STEERING

PART NO.	REF. NO.	DESCRIPTION	KH 7	MK 15	MK 20
# 20507A3	--	Inside Steering Bar Assembly, Complete	-	1	1
12-20553	--	Washer, steering bar	-	2	2
11-20509	--	Nut, steering bar	-	2	2
20502A1	--	Swivel Assembly	-	1	1
20502	--	Swivel, inside steering	-	1	1
24-20510	--	Spring, swivel pin	-	1	1
17-20503	--	Pin, swivel	-	1	1
17-20271	--	Pin, groove - swivel pin	-	1	1
20403A1	--	Swivel Lock Assembly	-	1	1
11-20664	--	Nut, swivel lock	-	1	1
20892A1	--	Outside Steering Bar Assembly	-	1	1
10-20639	--	Screw, steering bar to drive shaft housing	1	1	1
13-26993	--	Lockwasher, steering bar screw	2	2	2
11-20640	--	Nut, steering bar screw	2	2	2
*48-20325A4	--	Propeller Assembly, 2 blade aluminum - 10.5" pitch	2	2	2
**48-23647A1	--	Propeller Assembly, 2 blade aluminum - 11" pitch	1	-	-
48-25551A1	--	Propeller Assembly, 3 blade bronze - 9" pitch	1	-	1
48-24611A1	--	Propeller Assembly, 2 blade aluminum - 9.5" pitch	1	-	1
48-25419A2	--	Propeller Assembly, 2 blade aluminum - 11.6" pitch	-	1	-
48-25662A1	--	Propeller Assembly, 2 blade bronze - 11" pitch	-	-	1
48-25663A1	--	Propeller Assembly, 2 blade bronze - 11.6" pitch	-	-	1

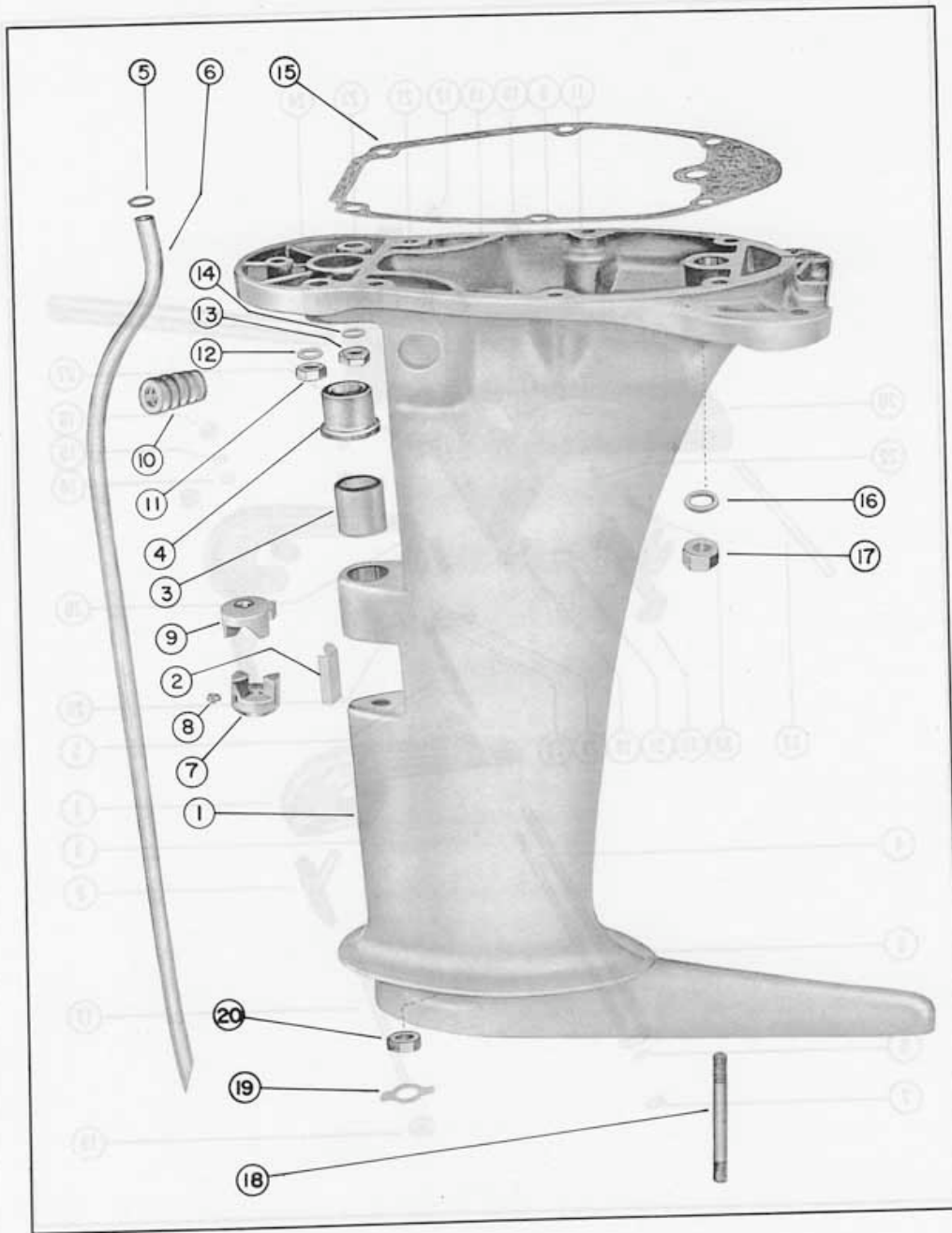
\* Use on KH7 below Serial #540510.

\*\* Use on KH7 above Serial #540509.

# For use on 20507A3 Inside Steering Bar Assembly, on Mark 15 and Mark 20 motors below Serial #754097, replace present throttle and shift lock bracket with 20548 Bracket.

Revised July 1961

# DRIVE SHAFT HOUSING ASSEMBLY




GEAR HOUSING AND PROPELLER

PART NO.	REF. NO.	DESCRIPTION	KH 7	MK 15	MK 20
1602-994A11	1	Gear Housing Assembly, Complete	1	1	1
20794	2	Cam, shift	1	1	1
20818	3	Cam Follower	1	1	1
20255	4	Slide, cross pin	1	1	1
24-20254	5	Spring, cam follower pin	2	2	2
12-20817	6	Washer, thrust (.170 .175 .180)	1	-	-
*52-24615	7	Clutch, sliding	1	1	1
52-25609	7	Clutch, sliding	1	-	-
*17-24607	8	Pin, cross	1	1	1
17-20819	8	Pin, cross	1	-	-
*44-24797	9	Propeller Shaft	1	1	1
44-20828	9	Propeller Shaft	1	-	-
*53-24596	10	Ring, retaining - cross pin	1	1	1
53-20820	10	Ring, retaining - cross pin	1	-	-
*43-24606A1	--	Forward Gear Assembly	1	1	1
43-20976A1	--	Forward Gear Assembly	1	-	-
*30-20824	11	Bearing, ball - forward gear	1	1	1
30-25398	11	Bearing, ball - forward gear	1	-	-
*43-24606	12	Gear, forward	1	1	1
43-20976	12	Gear, forward	1	1	1
31-20069	13	Bearing, roller - forward gear	AR	-	-
*15-24592	14	Shim, ball bearing to gear housing (.002-3-5-10)	AR	AR	AR
15-20788	14	Shim, ball bearing to gear housing (.002-3-5-10)	1	1	1
43-20977A1	--	Reverse Gear Assembly	1	1	1
43-20977	15	Gear, reverse	1	1	1
20823	16	Ring, adaptor - ball bearing	1	1	1
30-20824	17	Bearing, ball - reverse gear	AR	AR	AR
15-20822	18	Shim, ball bearing to reverse gear (.002-3-5-10)	1	1	1
25-20826	19	Ring, sealing - rubber	1	1	1
20825A2	20	Sealing Ring Assembly	1	1	1
31-20069	21	Bearing, roller - sealing ring	1	1	1
26-25431	22	Oil Seal, sealing ring (1 1/8" O.D.)	1	1	1
26-20070	22	Oil Seal, sealing ring (1" O.D.)	1	1	1
20827	23	Cover, gear housing	1	-	-
48-20325A4	24	Propeller (on KH7 below Serial #540510)	1	-	1
48-23647A1	24	Propeller (on KH7 above Serial #540509)	-	1	-
48-24611A1	24	Propeller	1	1	1
14-20749	25	Tab Washer, propeller nut	1	1	1
12-20750	--	Washer, backing - propeller nut	1	1	1
20950A1	26	Propeller Nut Assembly	1	1	1

\* Parts so marked are for replacement on KH7 engines with old style Gear Housing Assembly, (1605-808A1).

Revised July 1961

# GEAR HOUSING AND PROPELLER



GEAR HOUSING AND DRIVE SHAFT

PART NO.	REF. NO.	DESCRIPTION	KH 7	MK 15	MK 20
1602-994A11	-	Gear Housing Assembly, Complete	1	1	1
*1605-808A1	1	Gear Housing Assembly (see note below)	1	-	-
1602-1439A1	1	Gear Housing Assembly	1	1	1
17-20032	-	Pin, dowel - locating	1	1	1
19-20791	2	Welch Plug	1	1	1
31-20790	3	Bearing, roller - drive shaft (7/8" O.D.)	1	1	1
31-28157	3	Bearing, roller - drive shaft (15/16" O.D.)	1	1	1
16-20792	4	Stud, gear housing to drive shaft housing	1	1	1
15-20803	-	Shim, drive shaft ball bearing (.010)	2	2	2
15-20804	5	Shim, ball bearing to gear housing (.002-3-5-10)	AR	AR	AR
30-20802	6	Bearing, ball - drive shaft	AR	AR	AR
12-20808	7	"L" Washer, water pump cartridge	1	1	1
25-20812	8	Seal, rubber - water pump cartridge	1	1	1
46-20809A2	9	Water Pump Cartridge Assembly	1	1	1
26-20070	10	Oil Seal, water pump cartridge	1	1	1
20810	--	Plate, bottom - water pump cartridge	1	1	1
20811	--	Sleeve, water pump cartridge	1	1	1
17-20265	11	Pin, pump cartridge to gear housing	1	1	1
47-20813	12	Impeller, water pump	1	1	1
17-23733	13	Pin, impeller drive	1	1	1
20815	14	Plate, outlet - water pump	1	1	1
20816A1	15	Water Pump Cover Assembly	1	1	1
26-20070	16	Oil Seal, water pump cover	1	1	1
12-20684	17	Washer, rubber - centrifugal slinger	1	1	1
45-23730	18	Drive Shaft	1	1	1
*23-24589A1	19	Shift Shaft Bushing Assembly	1	1	1
23-20796A1	19	Shift Shaft Bushing Assembly	1	-	-
*26-24590	20	Oil Seal	1	1	1
26-20236	20	Oil Seal	1	-	-
20795	21	Shift Shaft, lower half	1	1	1
20797	22	Coupling, shift shaft	1	1	1
43-20805	23	Gear, pinion - drive shaft	1	1	1
14-20806	24	Tab Washer, pinion gear	1	1	1
10-20807	25	Screw, pinion gear to drive shaft	1	1	1
12-20260	26	Washer, grease filler hole screw	1	1	1
10-28634	27	Screw, grease filler hole	1	1	1
12-20262	28	Washer, gear housing vent screw	1	1	1
10-28653	29	Screw, gear housing vent	1	1	1
13-20202	30	Lockwasher, drive shaft housing stud	1	1	1
11-20083	31	Nut, drive shaft housing stud	1	1	1
12-20684	32	Washer, rubber - water inlet tube	1	1	1
12-20683	33	Washer, water inlet tube	1	1	1
20746	34	Plate, water inlet tube	1	1	1

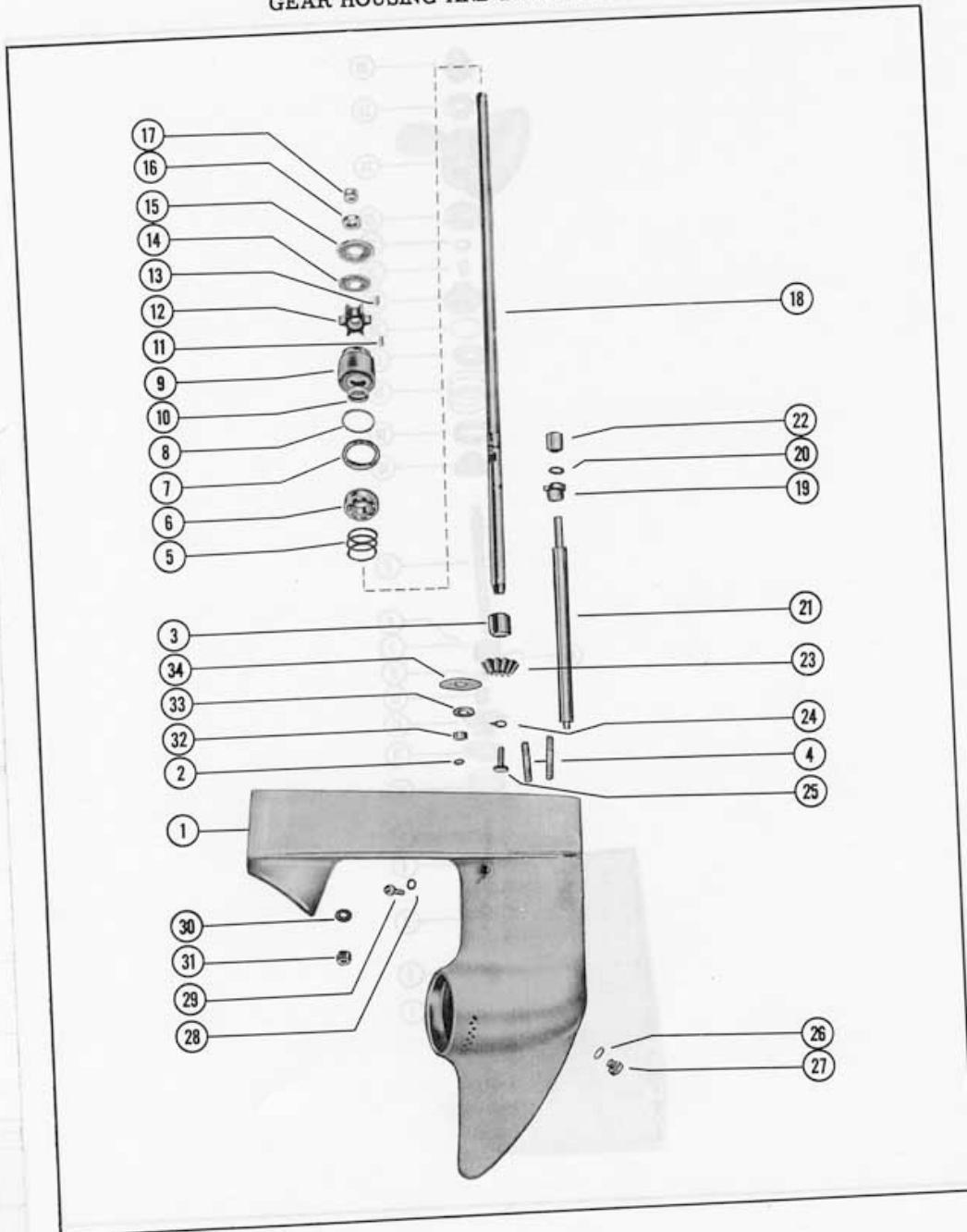
\* Parts so marked are for replacement on KH7 engines with old style Gear Housing Assembly (1605-808A1).

NOTE: 1605-808A1 Gear Housing Assembly is no longer available, for replacement on all KH7 engines order the following parts:

1602-1439A1	Gear Housing Assembly	(1)
30-25398	Bearing, ball	(1)
43-20976	Gear, forward	(1)

*See Page 14 Ref. #11 & #12*

# GEAR HOUSING AND DRIVE SHAFT



## REMOTE CONTROL, FUEL TANK AND PROPELLERS

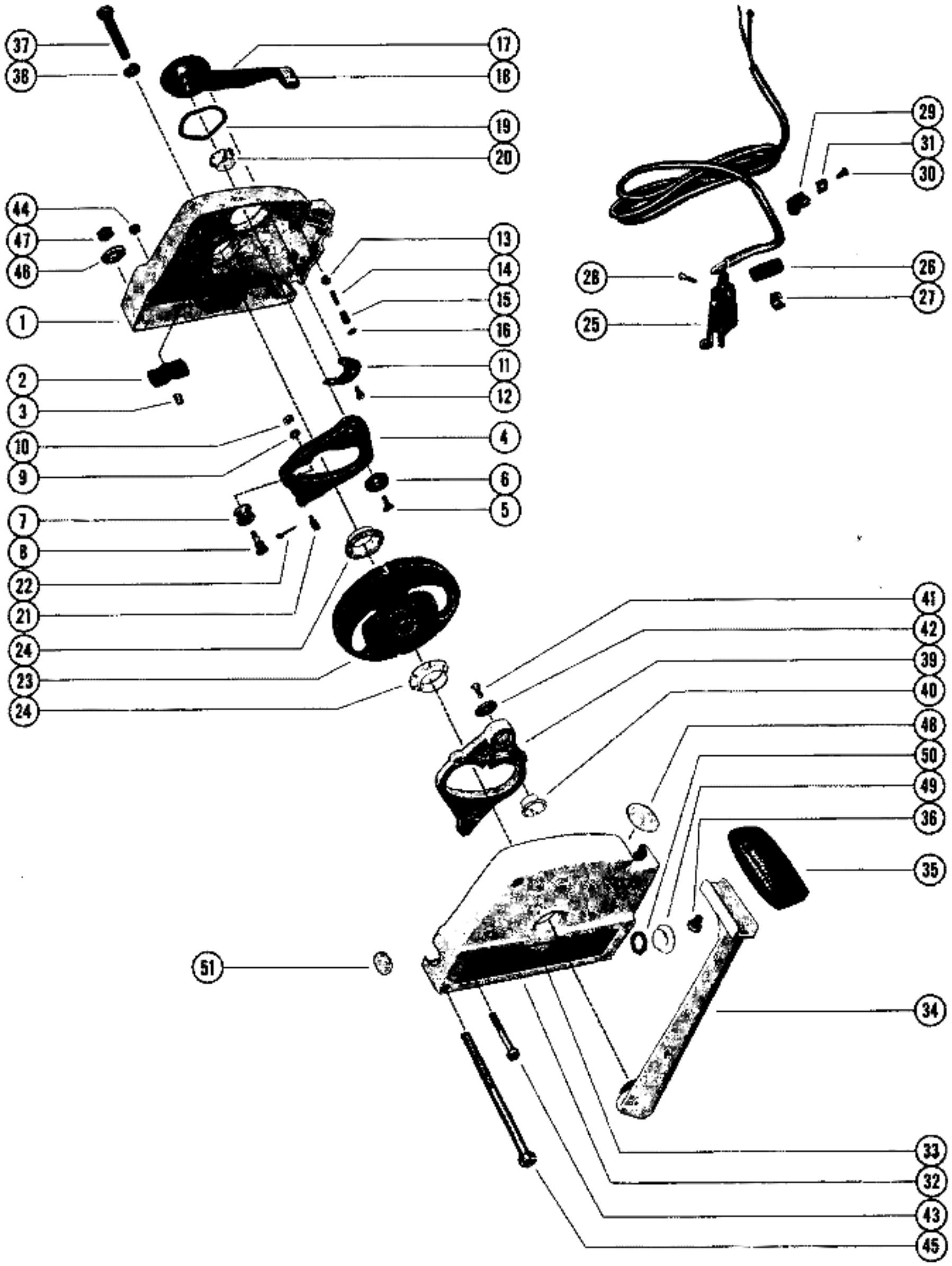
For reference to Remote Control, Fuel Tank and Propellers not shown in this parts list, please refer to the section in your Accessory Parts List as indicated below:

Part Number	Description	Refer to Section
1201-36A1	Fuel Tank Assembly	"D"
-----	Remote Control Attachment Parts	"B"
20015-_S	Remote Control Cable Assembly	"B"
20002A34	Remote Control Housing Assembly	"B"
-----	Propellers	"F"

Part Number	Description	Refer to Section
20002	Propeller - 1/2" dia	"F"
20003	Propeller - 3/4" dia	"F"
20004	Propeller - 1" dia	"F"
20005	Propeller - 1 1/4" dia	"F"
20006	Propeller - 1 1/2" dia	"F"
20007	Propeller - 1 3/4" dia	"F"
20008	Propeller - 2" dia	"F"
20009	Propeller - 2 1/4" dia	"F"
20010	Propeller - 2 1/2" dia	"F"
20011	Propeller - 2 3/4" dia	"F"
20012	Propeller - 3" dia	"F"
20013	Propeller - 3 1/4" dia	"F"
20014	Propeller - 3 1/2" dia	"F"
20015	Propeller - 3 3/4" dia	"F"
20016	Propeller - 4" dia	"F"
20017	Propeller - 4 1/4" dia	"F"
20018	Propeller - 4 1/2" dia	"F"
20019	Propeller - 4 3/4" dia	"F"
20020	Propeller - 5" dia	"F"
20021	Propeller - 5 1/4" dia	"F"
20022	Propeller - 5 1/2" dia	"F"
20023	Propeller - 5 3/4" dia	"F"
20024	Propeller - 6" dia	"F"
20025	Propeller - 6 1/4" dia	"F"
20026	Propeller - 6 1/2" dia	"F"
20027	Propeller - 6 3/4" dia	"F"
20028	Propeller - 7" dia	"F"
20029	Propeller - 7 1/4" dia	"F"
20030	Propeller - 7 1/2" dia	"F"
20031	Propeller - 7 3/4" dia	"F"
20032	Propeller - 8" dia	"F"
20033	Propeller - 8 1/4" dia	"F"
20034	Propeller - 8 1/2" dia	"F"
20035	Propeller - 8 3/4" dia	"F"
20036	Propeller - 9" dia	"F"
20037	Propeller - 9 1/4" dia	"F"
20038	Propeller - 9 1/2" dia	"F"
20039	Propeller - 9 3/4" dia	"F"
20040	Propeller - 10" dia	"F"
20041	Propeller - 10 1/4" dia	"F"
20042	Propeller - 10 1/2" dia	"F"
20043	Propeller - 10 3/4" dia	"F"
20044	Propeller - 11" dia	"F"
20045	Propeller - 11 1/4" dia	"F"
20046	Propeller - 11 1/2" dia	"F"
20047	Propeller - 11 3/4" dia	"F"
20048	Propeller - 12" dia	"F"
20049	Propeller - 12 1/4" dia	"F"
20050	Propeller - 12 1/2" dia	"F"
20051	Propeller - 12 3/4" dia	"F"
20052	Propeller - 13" dia	"F"
20053	Propeller - 13 1/4" dia	"F"
20054	Propeller - 13 1/2" dia	"F"
20055	Propeller - 13 3/4" dia	"F"
20056	Propeller - 14" dia	"F"
20057	Propeller - 14 1/4" dia	"F"
20058	Propeller - 14 1/2" dia	"F"
20059	Propeller - 14 3/4" dia	"F"
20060	Propeller - 15" dia	"F"
20061	Propeller - 15 1/4" dia	"F"
20062	Propeller - 15 1/2" dia	"F"
20063	Propeller - 15 3/4" dia	"F"
20064	Propeller - 16" dia	"F"
20065	Propeller - 16 1/4" dia	"F"
20066	Propeller - 16 1/2" dia	"F"
20067	Propeller - 16 3/4" dia	"F"
20068	Propeller - 17" dia	"F"
20069	Propeller - 17 1/4" dia	"F"
20070	Propeller - 17 1/2" dia	"F"
20071	Propeller - 17 3/4" dia	"F"
20072	Propeller - 18" dia	"F"
20073	Propeller - 18 1/4" dia	"F"
20074	Propeller - 18 1/2" dia	"F"
20075	Propeller - 18 3/4" dia	"F"
20076	Propeller - 19" dia	"F"
20077	Propeller - 19 1/4" dia	"F"
20078	Propeller - 19 1/2" dia	"F"
20079	Propeller - 19 3/4" dia	"F"
20080	Propeller - 20" dia	"F"
20081	Propeller - 20 1/4" dia	"F"
20082	Propeller - 20 1/2" dia	"F"
20083	Propeller - 20 3/4" dia	"F"
20084	Propeller - 21" dia	"F"
20085	Propeller - 21 1/4" dia	"F"
20086	Propeller - 21 1/2" dia	"F"
20087	Propeller - 21 3/4" dia	"F"
20088	Propeller - 22" dia	"F"
20089	Propeller - 22 1/4" dia	"F"
20090	Propeller - 22 1/2" dia	"F"
20091	Propeller - 22 3/4" dia	"F"
20092	Propeller - 23" dia	"F"
20093	Propeller - 23 1/4" dia	"F"
20094	Propeller - 23 1/2" dia	"F"
20095	Propeller - 23 3/4" dia	"F"
20096	Propeller - 24" dia	"F"
20097	Propeller - 24 1/4" dia	"F"
20098	Propeller - 24 1/2" dia	"F"
20099	Propeller - 24 3/4" dia	"F"
20100	Propeller - 25" dia	"F"

Revised July 1961





# MARK 20H PARTS LIST

## INDEX:

Page

Carburetor and Choke Assembly . . . . .	3
Carburetor and Fuel Pump Conversion Kit . . . . .	11
Clamp and Swivel Bracket Assembly . . . . .	8
Cowling and Front Cover . . . . .	2
Crankcase Assembly . . . . .	6
Crankcase Bottom Assembly . . . . .	6
Crankshaft and Center Main Bearing Assembly . . . . .	7
Cylinder Block Assembly . . . . .	5
Drive Shaft Housing Assembly . . . . .	8
Drive Shaft Housing Conversion Kit . . . . .	10
Fuel Tank Assembly . . . . . (See Accessory Section "D")	
Gear Conversion Kit . . . . .	12
Gear Housing Assembly . . . . .	9
Magneto Assembly . . . . .	4
Piston and Connecting Rod Assembly . . . . .	7
Spark Control Linkage . . . . .	5
Top Cowl and Starter Assembly . . . . .	1

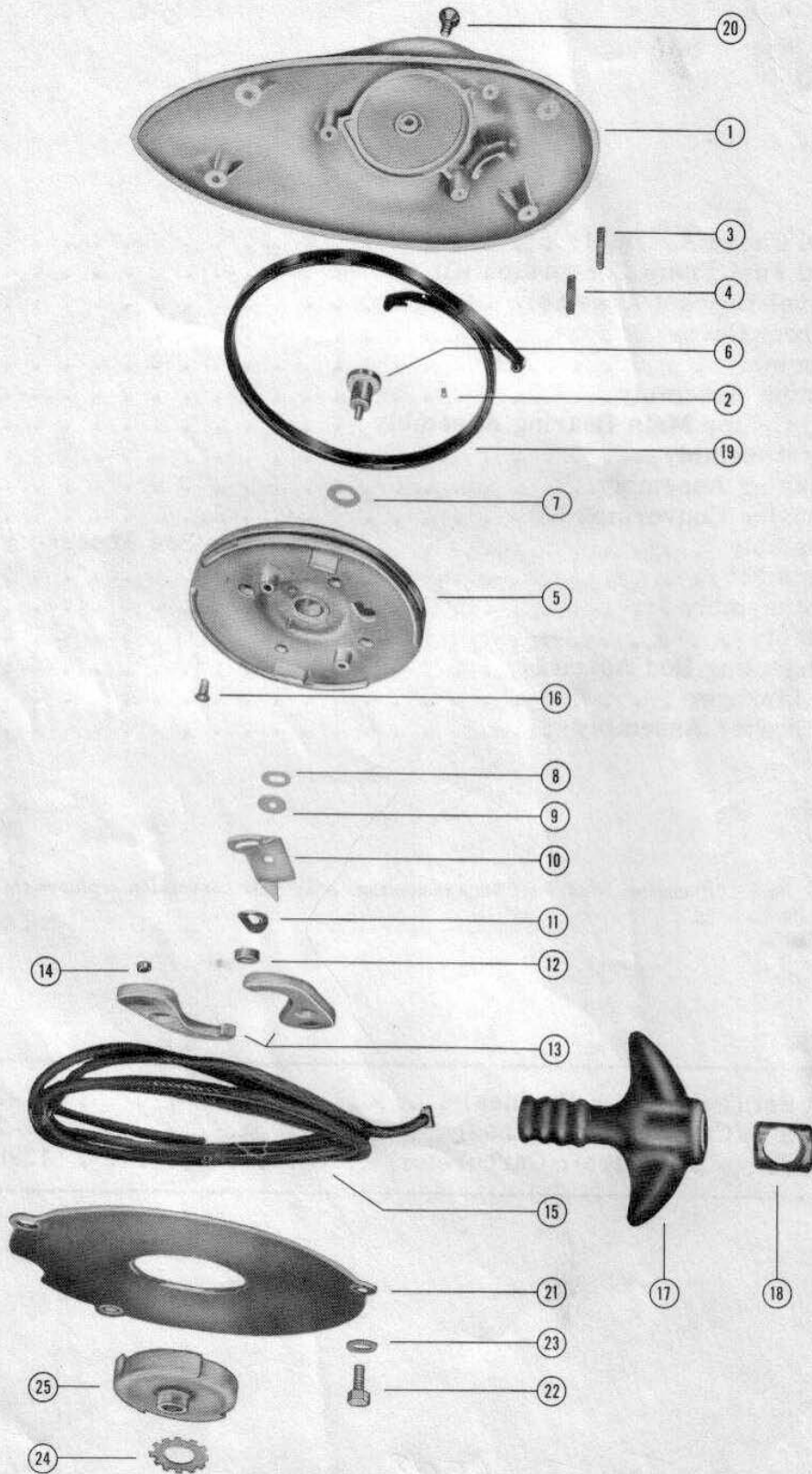
*Note: For the Mark 20H engines that have been converted, order your conversion replacement parts from pages 10, 11 or 12.*

Gasket Set (Production Engines) . . . . .	27-21669
Gasket Set (Conversion Engines) . . . . .	27-29830
Repair Parts Kit (Carter Carburetor) . . . . .	1398-466

TOP COWL AND STARTER ASSEMBLY

PART NO.	REF. NO.	DESCRIPTION	MK20H
105-89A1	1	Top Cowl Assembly	1
17-20760	2	Pin, groove - sheave shaft retaining	1
16-20761	3	Stud, top cowl mounting (starboard side)	2
16-20075	4	Stud, top cowl mounting (port side)	2
12-20583	-	Washer, top cowl mounting stud (thin)	2
20762A2	5	Starter Sheave Assembly	1
17-20564	-	Pin, spring anchor	1
17-20764	-	Pin, retainer	1
20765	6	Shaft, sheave	1
13-20766	7	Washer, wave - sheave shaft	1
15-20767	8	Shim, sheave shaft	1
12-20768	9	Washer, starter pawl retainer	1
20769	10	Retainer, starter pawl	1
13-20770	11	Washer, wave - pawl retainer tension	1
20771	12	Collar, sheave shaft	1
20772A1	13	Starter Pawl Assembly	2
20773	14	Magnet, starter pawl	2
50-22791A1	15	Starter Cable Assembly	1
10-20774	16	Screw, sheave reinforcing	4
20662	17	Handle, starter cable	1
20172	18	End Cap, cable handle	1
24-20775	19	Spring, starter rewind	1
10-20778	20	Screw, sheave shaft	1
20777	21	Plate, friction	1
10-20776	22	Screw, friction plate to top cowl	3
13-26992	23	Lockwasher, friction plate screw	3
13-20897	24	Lockwasher, ratchet	1
20332	25	Ratchet, starter	1


# TOP COWL AND STARTER ASSEMBLY



COWLING AND FRONT COVER

PART NO.	REF. NO.	DESCRIPTION	MK20H
106-81A1	1	Cowl Assembly, port	1
20779	2	Sleeve, cowl retaining (threaded)	1
20780A1	3	Base Connector Assembly	1
25-20679	4	"O" Ring, connector assembly	2
17-20375	5	Pin, groove - connector locating	1
22-20781	6	Elbow, air line to connector assembly	1
22-20380	7	Connector, fuel line to connector assembly	1
20376	8	Retainer, connector	1
10-20377	9	Screw, retainer to connector assembly	2
13-20378	10	Lockwasher, retainer screw	2
10-28782	11	Screw, connector assembly to port cowl	2
13-26993	12	Lockwasher, connector assembly screw	2
10-20784	13	Screw, port cowl mounting	3
104-82	14	Cowl, starboard	1
20671	15	Shield, front cover <i>(not as shown)</i>	1
12-20719	16	Washer, shield screw	2
13-26996	17	Lockwasher, shield screw	2
10-20720	18	Screw, shield to starboard cowl	2
20721	19	Bumper, rubber - shield	2
12-20722	20	Washer, handle clamping screw	1
10-20724	21	Screw, handle clamping	1
12-20533	22	Washer, cowl screw	2
10-20723	23	Screw, starboard cowl mounting	2
12-20028	24	Washer, top cowl to port cowl stud	2
11-20361	25	Nut, top cowl to port cowl stud	2
32-20576	26	Fuel Line, connector assembly to filter	1
20785A1	--	Fuel Filter & Bracket Assembly	1
20786	27	Filter, fuel	1
20785	28	Bracket, fuel filter	1
24-20787	29	Spring, filter connector	2
22-20781	30	Elbow, fuel line to filter	2
32-20690	31	Fuel Line, filter to carburetor	1
21084	32	Guide, cable connector	1
10-21335	33	Stud, cable connector guide	1
54-21086	34	Clamp, cable connector stud	1
11-20190	35	Nut, cable connector stud	1
21081	36	Casing, cable connector wire	1
21088	37	Cap, cable connector guide	1
23-21082	38	Bushing, cable connector cap	1
21080	39	Wire, carburetor to connector	1
21079	40	Block, cable connector wire	1
10-20845	41	Screw, connector block	2
20483	42	Plug, connector assembly	1

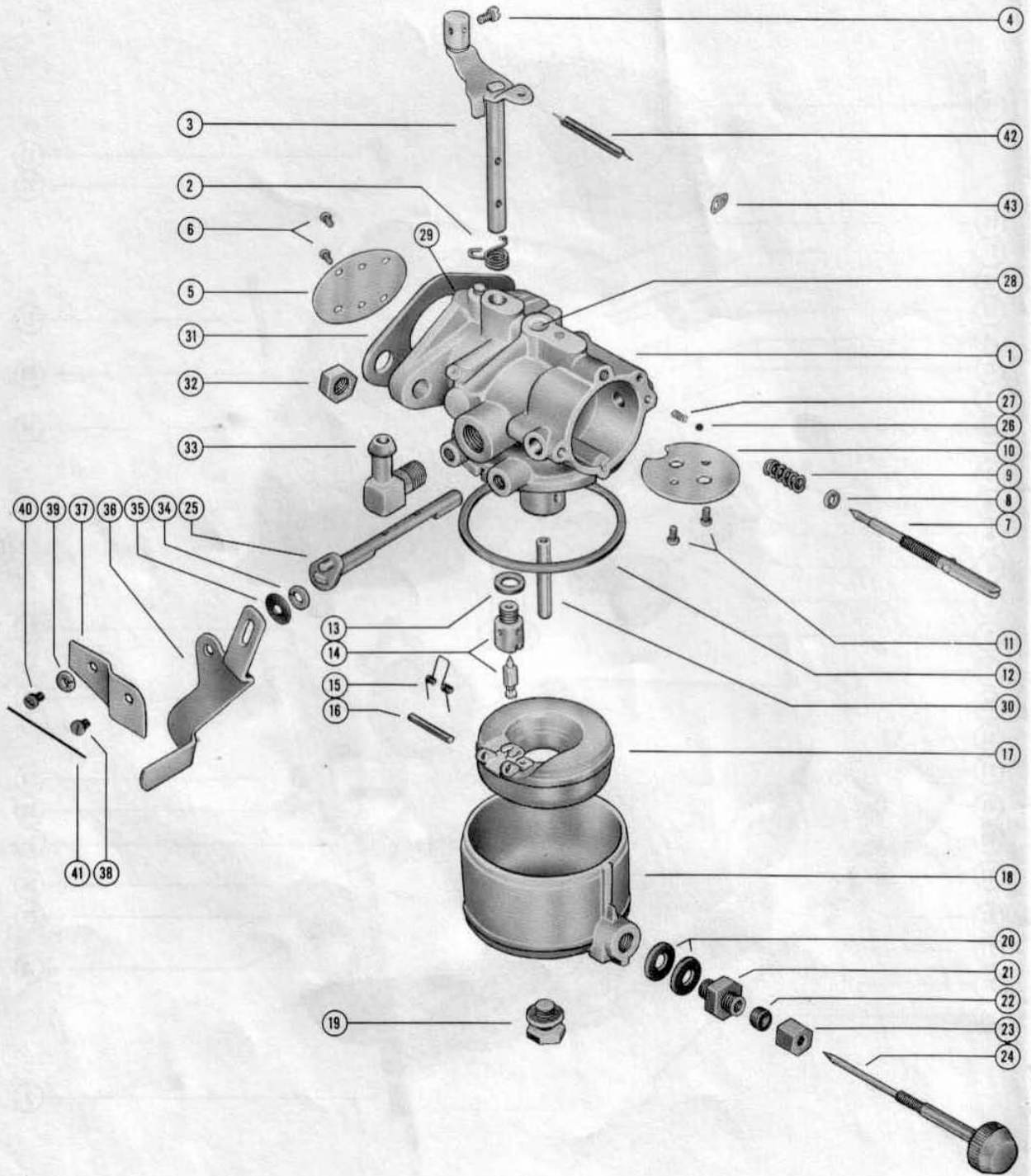
# COWLING AND FRONT COVER



CARBURETOR AND CHOKE ASSEMBLY

PART NO.	REF. NO.	DESCRIPTION	MK20H
1301-79	1	Carburetor Assembly (Carter N-2150S)	1
24-21123	2	Spring, throttle shaft return	1
398-158	3	Shaft Assembly, throttle and lever	1
10-20845	4	Screw, connector	1
1398-157	5	Shutter, throttle	1
1398-172	6	Screw, throttle shutter	2
1398-171	7	Screw, idle adjustment	1
12-21126	8	Washer, idle adjustment screw	1
24-21122	9	Spring, idle adjustment screw	1
1398-159	10	Shutter, choke	1
1398-172	11	Screw, choke shutter	2
1398-168	12	Gasket, bowl ring	1
1398-163	13	Gasket, needle & seat	1
1398-170	14	Inlet Needle & Seat (matched)	1
24-21124	15	Spring, float & lever assembly	1
1398-1173	16	Pin, float lever	1
1398-1172	17	Float & Lever Assembly	1
1398-167	18	Cover, float bowl	1
1398-162A1	19	Nut, float bowl cover	1
1398-165	20	Gasket, main adjustment screw gland	2
1398-278	21	Gland, main adjustment screw	1
1398-164	22	Gasket, packing nut	1
1398-183	--	Packing, main adjustment screw	1
11-21759	23	Nut, main adjustment screw	1
1398-279	24	Screw, main adjustment	1
1398-161	25	Shaft Assembly, choke & lever	1
1398-180	26	Ball, choke shaft & body (lead shot)	3
24-21121	27	Spring, choke shaft	1
19-21120	28	Welch Plug, idle passage	1
19-21119	29	Welch Plug, idle port	1
1398-160	30	Nozzle, fuel discharge	1
27-20478	31	Gasket, carburetor to crankcase	1
11-29250	32	Nut, carburetor mounting stud	2
22-20781	33	Fitting, fuel line connector	1
13-26996	34	Lockwasher, choke lever screw	1
12-20286	35	Washer, choke lever screw	1
20620	36	Lever, choke	1
24-20621	37	Spring, screw tension	1
10-20987	38	Screw, choke lever - tension spring	1
13-21067	39	Washer, spring tension screw	1
10-20986	40	Screw, spring tension	1
20988	41	Lockwire, spring tension screws	1
24-21760	42	Spring, throttle return	1
54-21331	43	Clip, throttle return spring	1
1398-466	--	Repair Parts Kit	1

# CARBURETOR AND CHOKE ASSEMBLY

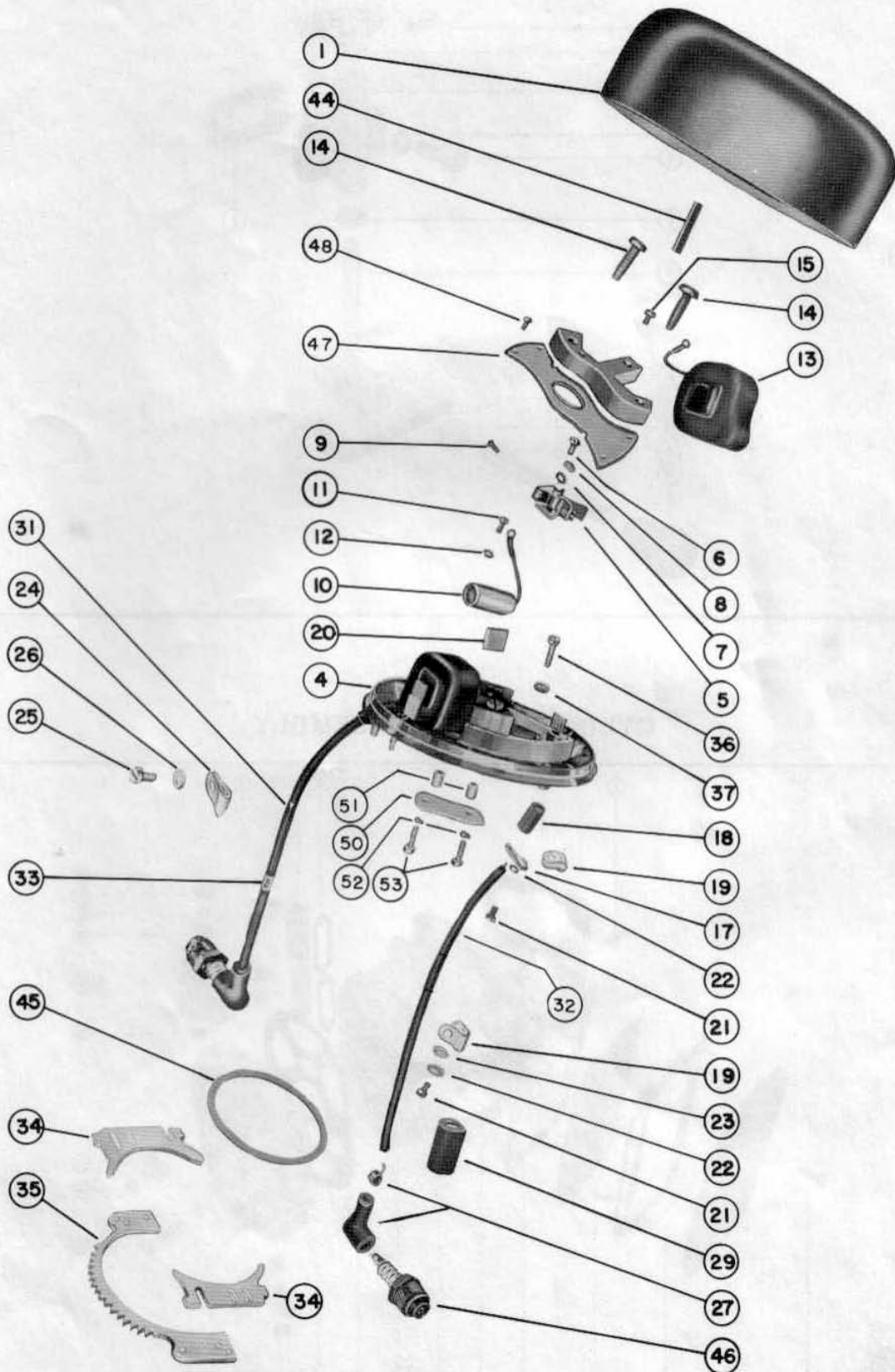




MAGNETO ASSEMBLY

PART NO.	REF. NO.	DESCRIPTION	MK20H
301-64	-	Magneto Assembly, Complete	1
398-156	1	Flywheel	1
398-175A1	-	Stator Assembly, Complete	1
398-175	4	Stator and Core	1
398-174	5	Breaker Point Assembly	2
10-21133	6	Screw, breaker connection	2
13-21134	7	Lockwasher, fixed contact screw	2
12-21135	8	Washer, fixed contact screw	2
10-23976	9	Screw, breaker connection	2
398-693	10	Condenser	2
10-21136	11	Screw, condenser	2
13-21134	12	Lockwasher, condenser screw	2
398-173	13	Coil, ignition	2
13-21144	--	Lockwasher, core fastening screw	4
10-21132	14	Screw, core fastening	4
10-21130	15	Screw, ground terminal	2
398-190	47	Cover, breaker compartment sealing	1
10-21143	48	Screw, sealing cover fastening	4
398-179	17	Clamp, lead wire tube	2
32-21137	18	Tube, lead wire	2
398-182	19	Clamp, lead wire plastic (#8 screw)	2
398-192	20	Wick, felt	1
398-193	--	Plug, felt	1
10-21139	21	Screw, lead wire clamp (#8 long)	1
10-21138	--	Screw, lead wire clamp (#8 short)	1
13-21134	22	Lockwasher, lead wire clamp (#8 screw)	2
12-21135	23	Washer, fixed contact screw	1
398-189	24	Clamp, magneto ground harness	1
10-21140	25	Screw, harness clamp	1
12-20028	26	Washer, throttle mounting	1
20119	27	Protector, spark plug	2
23-20622	29	Bushing, rubber (lead wire)	1
398-178	31	Wire, lead - top	1
398-177	32	Wire, lead - bottom	1
20623	33	Marker, "Top" - lead wire	1
15-21390	--	Shim, magneto clamping spring (.031)	2
24-20569	34	Spring, magneto hold down	2
43-20611	35	Gear, sector - driven	1
10-25157	36	Screw, sector gear and spring fastening	4
13-26996	37	Lockwasher, sector gear screw	4
28-20898	44	Key, crankshaft	1
15-20627	--	Shim, clamp spring to crankcase (.015)	1
15-20626	45	Shim, magneto stator plate to crankcase (.015)	1
33-20982	46	Spark Plug	2
20294	50	Plate, detent	1
23-20460	51	Spacer, detent plate	2
13-26991	52	Lockwasher, detent plate screw	2
10-20479	53	Screw, detent plate	2

# MAGNETO ASSEMBLY



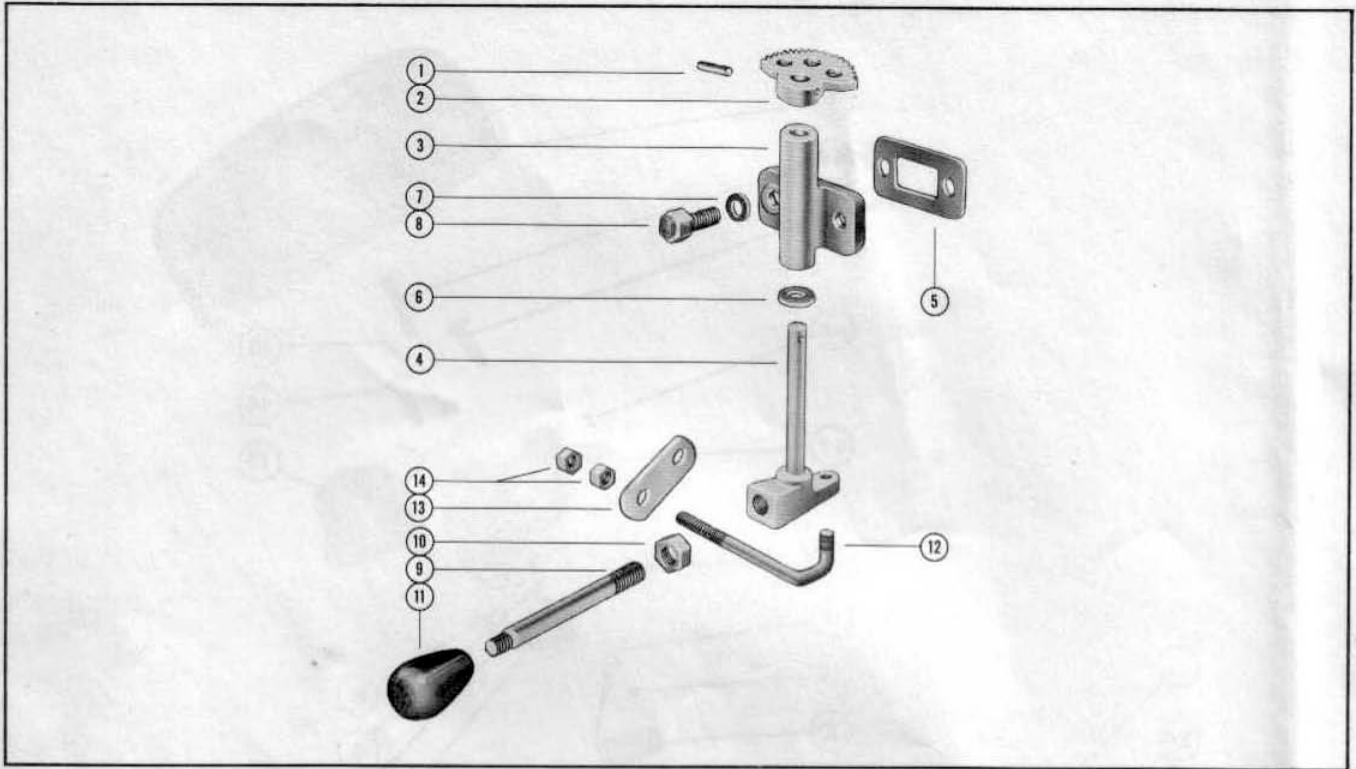
SPARK CONTROL LINKAGE

PART NO.	REF. NO.	DESCRIPTION	MK20H
22689A2	-	Vertical Shaft Bracket Assembly, Complete	1
17-20000	1	Pin, groove - sector gear	1
43-20471	2	Gear, sector - drive	1
22689A1	3	Vertical Shaft Bracket Assembly	1
23-22571	-	Bushing, vertical shaft bracket	2
20022A1	4	Vertical Shaft Assembly	1
15-20475	5	Shim, vertical bracket to crankcase (.005-10)	AR
15-20473	6	Shim, vertical shaft to bracket (.010-20)	AR
12-20028	7	Washer, vertical bracket mounting screw	2
10-28635	8	Screw, vertical shaft bracket mounting	2
21028	9	Lever, magneto control	1
11-21668	10	Nut, magneto control lever	1
20980	11	Knob, magneto control lever	1
21027	12	Rod, magneto stop	1
21029	13	Bracket, stop rod to crankcase	1
11-20088	14	Nut, stop rod adjusting	2

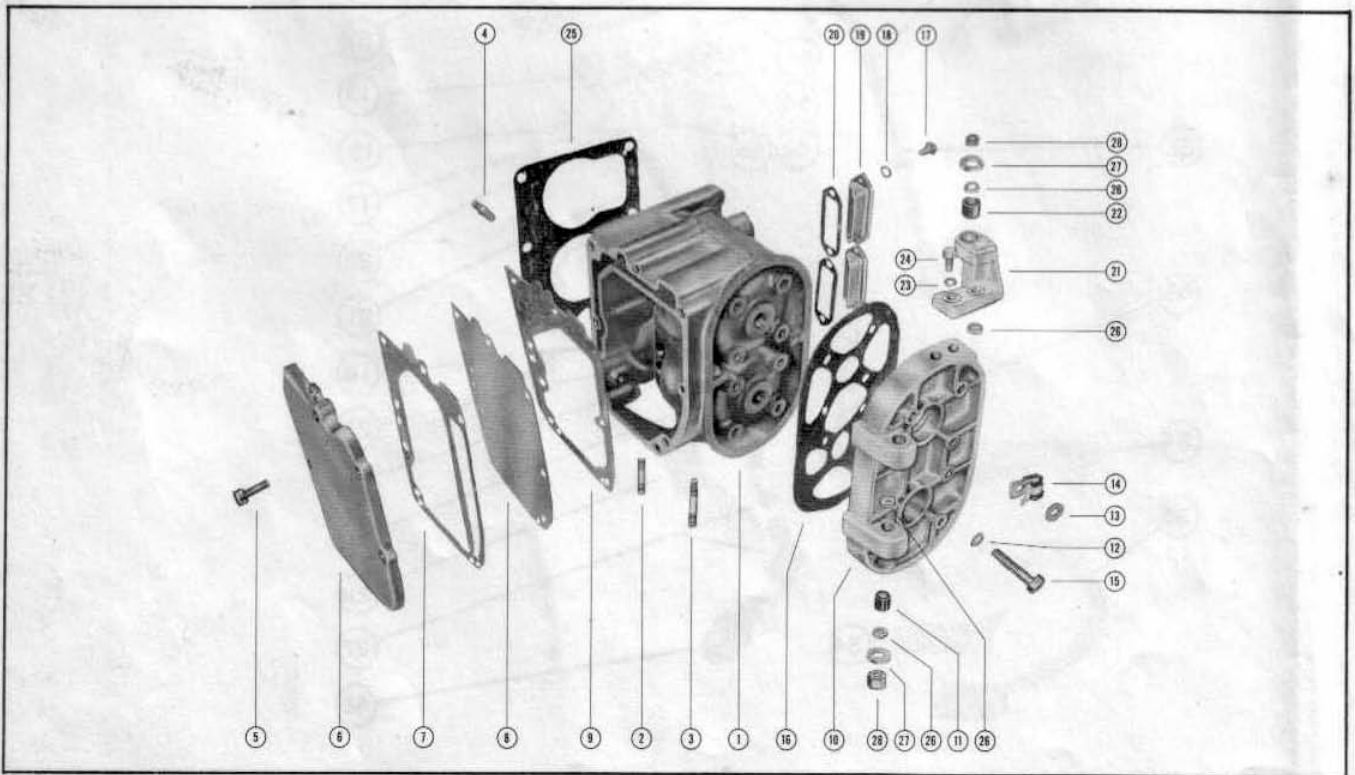
CYLINDER BLOCK ASSEMBLY

PART NO.	REF. NO.	DESCRIPTION	MK20H
803-41A1	1	Cylinder Block Assembly	1
16-20956	2	Stud, drive shaft housing to powerhead	4
16-21015	3	Stud, cylinder block to crankcase	1
16-20525	4	Stud, cylinder block to crankcase	5
10-20540	5	Screw, manifold cover	7
20539	6	Cover, exhaust manifold	1
27-20538	7	Gasket, manifold cover to baffle plate	1
20537	8	Plate, manifold baffle	1
27-20536	9	Gasket, cylinder block to manifold plate	1
1002-63A1	10	Cylinder Block Cover Assembly	1
23-26348	11	Bushing, cowl mounting	2
12-20028	12	Washer, cylinder block cover screw (7/16)	7
12-20533	13	Washer, cylinder block cover screw (9/16)	1
54-20534	14	Clip, high tension lead	1
10-20532	15	Screw, cover to cylinder block	8
27-20531	16	Gasket, cylinder block cover	1
10-20031	17	Screw, transfer port cover	4
12-20028	18	Washer, transfer port cover screw	4
20029	19	Cover, transfer port	2
27-20030	20	Gasket, transfer port cover	2
20543A1	21	Rear Bracket Assembly, top cowl mounting	1
23-26348	22	Bushing, rear bracket	1
13-26992	23	Lockwasher, rear bracket mounting screw	2
10-20542	24	Screw, rear bracket mounting	2
27-21173	25	Gasket, cylinder block to crankcase	1
12-20028	26	Washer, top cowl mounting stud (small)	6
12-20346	27	Washer, top cowl mounting stud (large)	3
11-20361	28	Nut, top cowl mounting stud	3

### SPARK CONTROL LINKAGE



### CYLINDER BLOCK ASSEMBLY



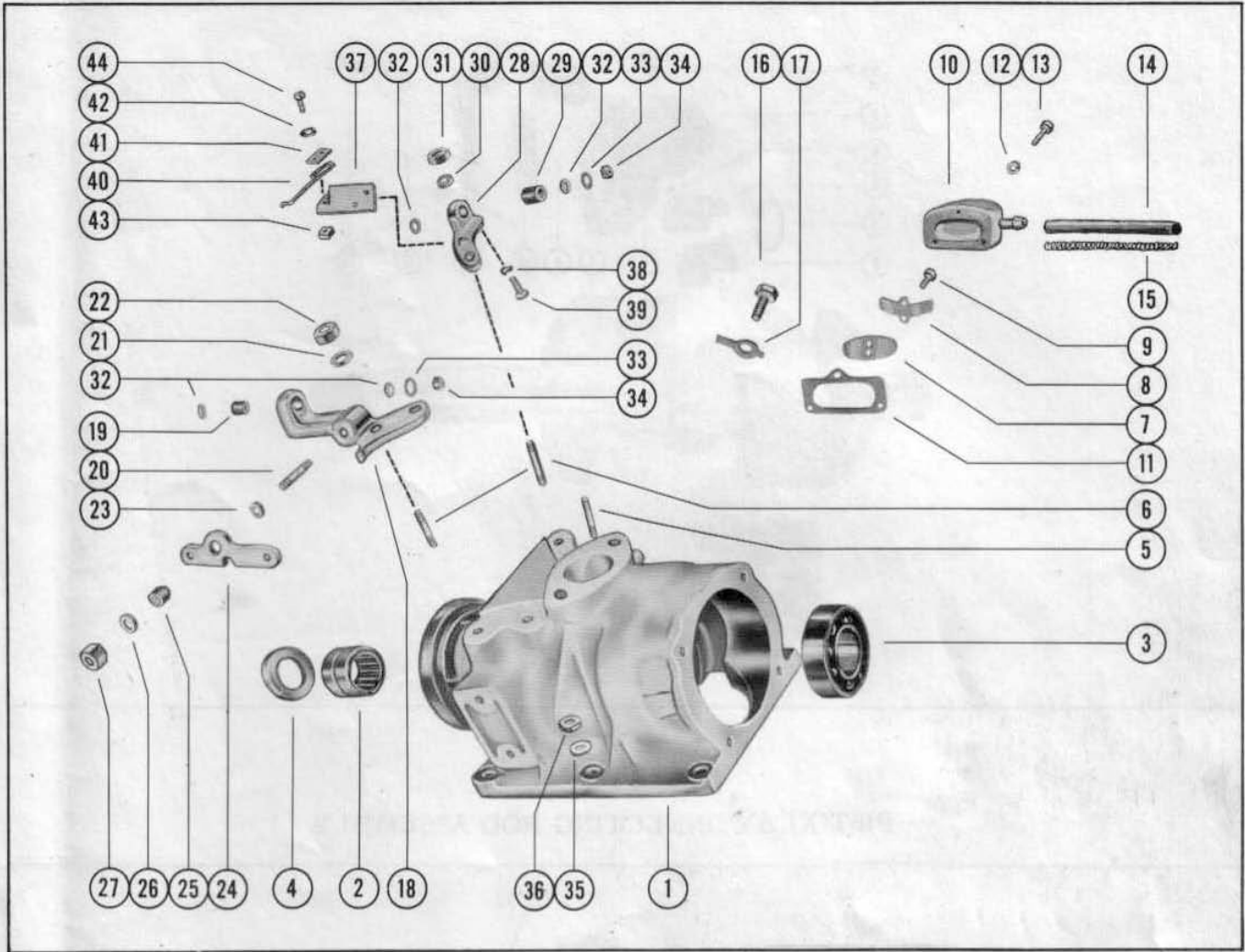
CRANKCASE ASSEMBLY

PART NO.	REF. NO.	DESCRIPTION	MK20H
901-23A1	1	Crankcase Assembly	1
31-20594	2	Bearing, roller	1
30-20464	3	Bearing, ball	1
26-20530	4	Oil Seal	1
16-20462	5	Stud, crankcase to carburetor	2
16-20469	6	Stud, crankcase to mounting bracket	4
34-20035	7	Reed, fuel tank pressure valve	1
34-20036	8	Reed Stop, pressure valve reed	1
10-20037	9	Screw, reed fastening	2
20038	10	Cover, pressure valve	1
27-20039	11	Gasket, cover to crankcase	1
13-26996	12	Lockwasher, cover screw	3
10-20041	13	Screw, cover	3
32-20476	14	Air Line	1
24-20477	15	Spring, air line	1
10-20090	16	Screw, main bearing locking	1
14-20091	17	Tab Washer, main bearing locking screw	1
20549A1	18	Front Starboard Bracket Assembly	1
23-26348	19	Bushing, cowl mounting bracket	1
16-20550	20	Stud, cowl mounting bracket	1
12-20028	21	Washer, bracket mounting stud	2
11-20184	22	Nut, bracket mounting stud	2
12-20551	23	Washer, rubber - plate to starboard bracket	1
20570	24	Plate, cowl mounting	1
23-20571	25	Bushing, cowl mounting plate	1
12-20572	26	Washer, cowl mounting plate stud	1
11-20509	27	Nut, cowl mounting plate stud	1
20455A2	28	Front Port Bracket Assembly	1
23-26348	29	Bushing, cowl mounting bracket	1
12-20028	30	Washer, bracket mounting stud	2
11-20184	31	Nut, bracket mounting stud	2
12-20028	32	Washer, cowl mounting screw (small)	4
12-20346	33	Washer, cowl mounting screw (large)	2
11-20361	34	Nut, cowl mounting screw	2
12-20546	35	Washer, crankcase to cylinder block stud	7
11-20083	36	Nut, crankcase to cylinder block stud	6
20453	37	Plate, spring clamp	1
13-26996	38	Lockwasher, clamp plate screw	2
10-20665	39	Screw, clamp plate	2
24-20899	40	Spring, detent	1
54-20454	41	Clamp, detent spring	1
13-26996	42	Lockwasher, detent spring screw	2
11-20652	43	Nut, detent spring screw	2
10-20512	44	Screw, detent spring	2

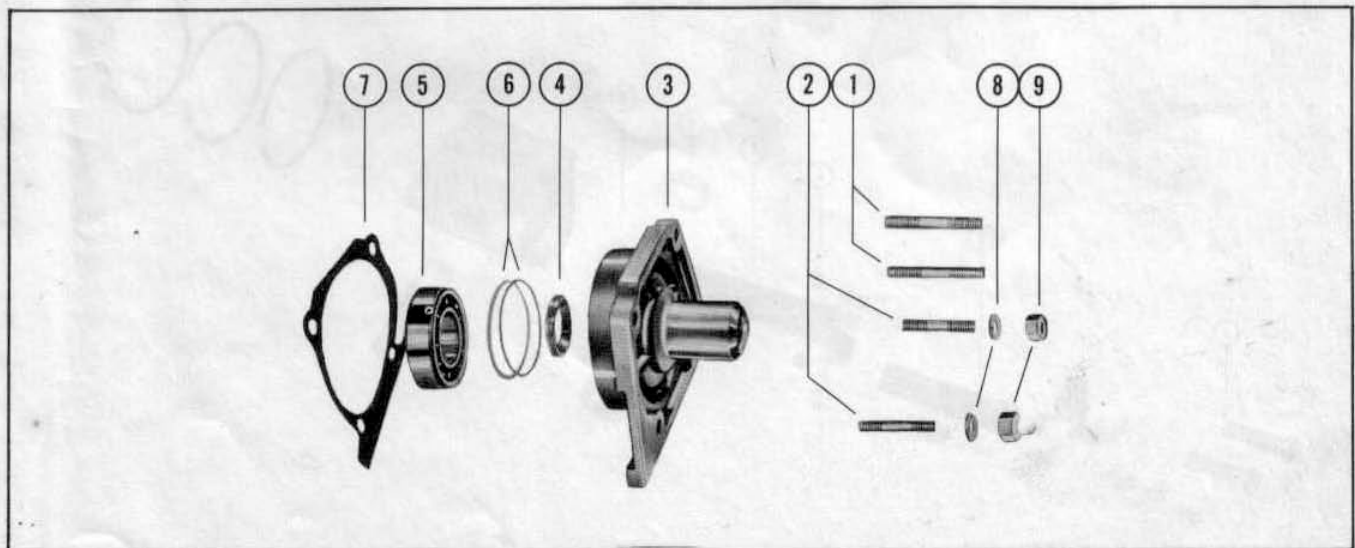
CRANKCASE BOTTOM ASSEMBLY

PART NO.	REF. NO.	DESCRIPTION	MK20H
16-20955	1	Stud, crankcase to drive shaft housing	2
16-20467	2	Stud, crankcase to crankcase bottom	2
1104-71A2	3	Crankcase Bottom Assembly	1
26-20948	4	Oil Seal	1
30-20464	5	Bearing, ball	1
15-20514	6	Shim, stud (.002-3-5-10)	AR
27-20501	7	Gasket, crankcase bottom to crankcase	1
13-26992	8	Lockwasher, crankcase bottom stud	2
11-20088	9	Nut, crankcase bottom stud	2

# CRANKCASE ASSEMBLY



# CRANKCASE BOTTOM ASSEMBLY



CRANKSHAFT AND CENTER MAIN BEARING ASSEMBLY

PART NO.	REF. NO.	DESCRIPTION	MK20H
401-27	1	Crankshaft	1
501-46A5	2	Center Main Bearing Assembly	1
10-20049	3	Screw, center main bearing clamping	2
17-20050	4	Pin, dowel - reed locating	8
17-20392	5	Pin, dowel - center main bearing	2
21020A1	6	Outer Race Assembly	1
53-21043	7	Ring, snap	1
17-21021	8	Pin, outer race	1
29-20520	9	Bearing, roller - center main bearing	28
34-20888	10	Reed Set, matched (.012)	1
34-20053	11	Stop, reed	4
12-26014	12	Washer, reed fastening screw	4
10-20055	13	Screw, reed fastening	4

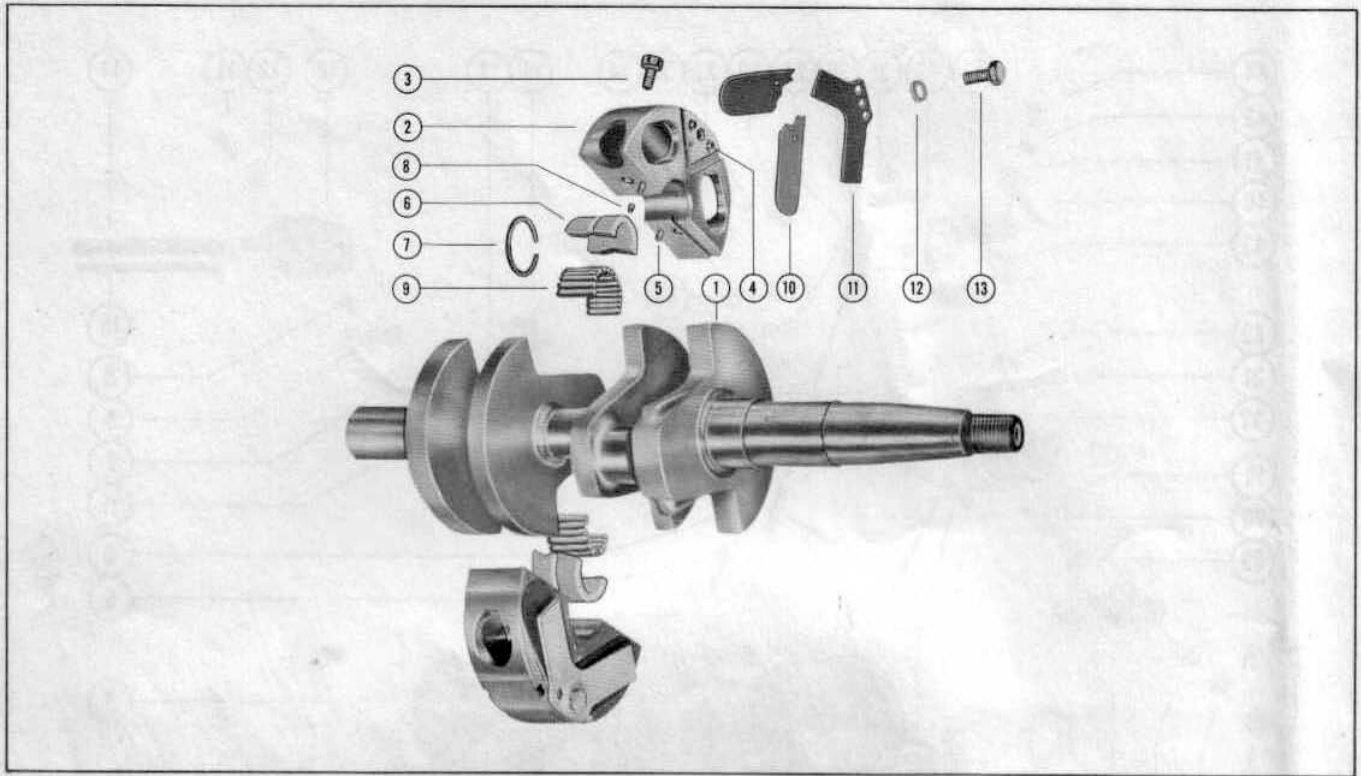
PISTON AND CONNECTING ROD ASSEMBLY

PART NO.	REF. NO.	DESCRIPTION	MK20H
600-7A1	1	Connecting Rod Assembly	2
10-20060	2	Screw, connecting rod	4
29-20046	3	Bearing, needle - crankpin	50
11-20061	4	Nut, connecting rod screw	4
12-20064	5	Washer, needle bearing retaining	4
29-20063	6	Bearing, needle - piston pin	44
700-72A1	7	Piston & Piston Pin Assembly	2
40-20057	8	Ring, lock - piston pin	4
39-20058	9	Ring, piston	6

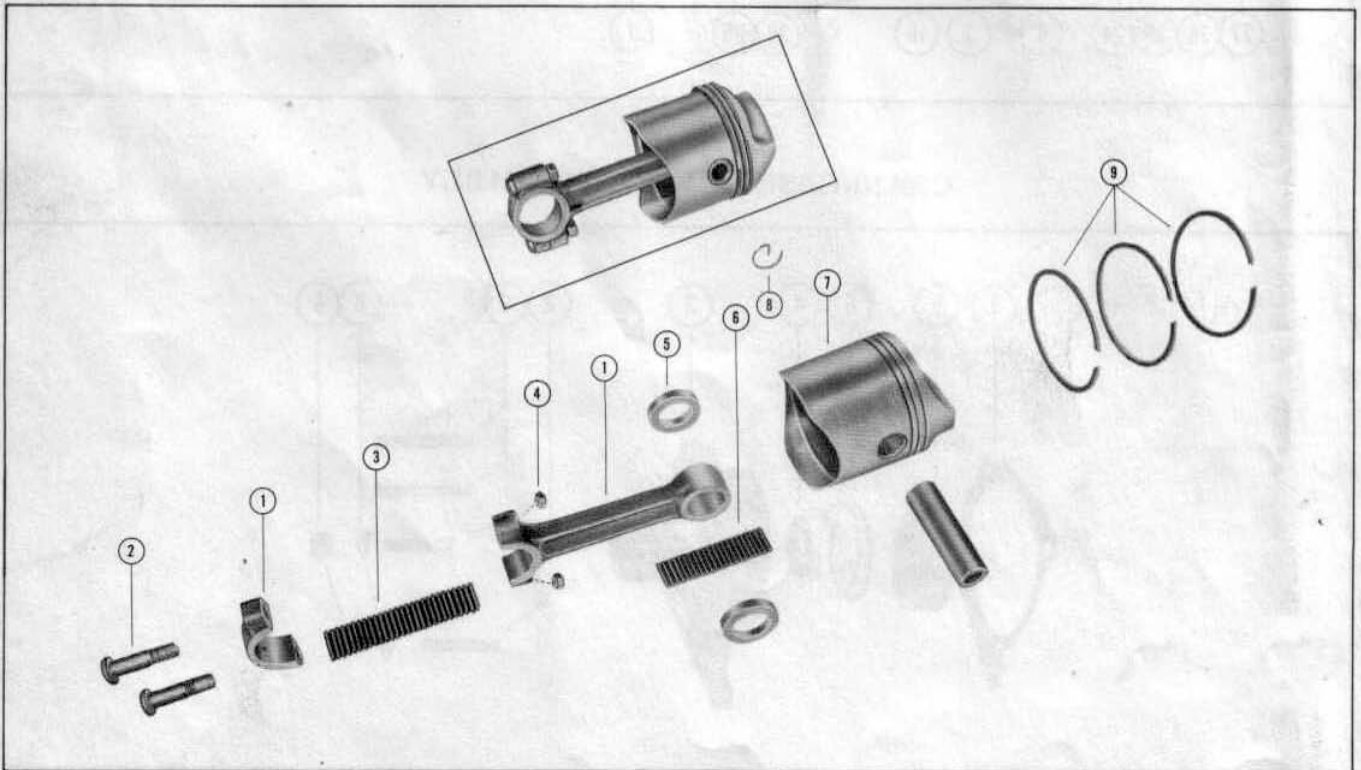
Oversize Pistons and Rings

700-943A1	--	Piston & Piston Pin Assembly (.015 oversize)	2
40-20057	--	Ring, lock - piston pin	4
39-20992	--	Rings, piston (.015 oversize)	6

# CRANKSHAFT AND CENTER MAIN BEARING ASSEMBLY



# PISTON AND CONNECTING ROD ASSEMBLY





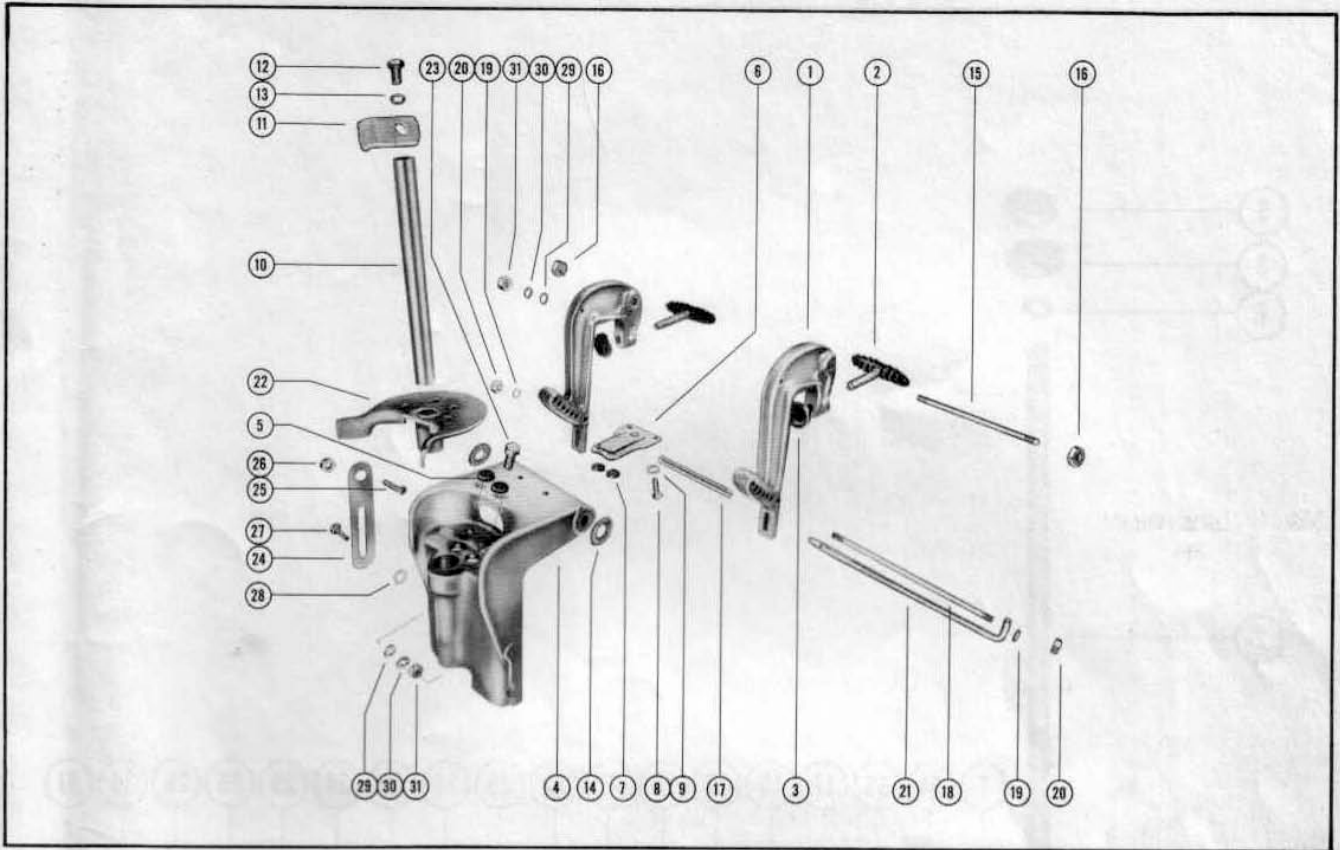
## CLAMP AND SWIVEL BRACKET ASSEMBLY

PART NO.	REF. NO.	DESCRIPTION	MK20H
1400-21A1	1	Clamp Bracket Assembly	2
22477	2	Thumb Screw Assembly	2
12-20214	3	Washer, thumb screw	2
1402-134A1	4	Swivel Bracket Assembly	1
20203	5	Disc, friction	2
20701A1	6	Clamp Plate Assembly	1
20203	7	Disc, friction	2
10-21625	8	Screw, clamp plate mounting	2
13-26992	9	Lockwasher, clamp plate mounting screw	2
17-20891	10	Swivel Pin, co-pilot disc	1
54-21727	11	Clip, swivel pin retainer	1
10-28635	12	Screw, retainer clip	1
13-26992	13	Lockwasher, retainer clip screw	1
15-20695	14	Shim, clamp bracket to swivel bracket (.010)	2
16-20694	15	Stud, clamp bracket to swivel bracket	1
11-20696	16	Nut, clamp bracket to swivel bracket stud	2
23-20658	17	Spacer, clamp bracket stud	1
16-20657	18	Stud, clamp bracket	1
13-26993	19	Lockwasher, clamp bracket stud	2
11-20083	20	Nut, clamp bracket stud	2
17-28848A2	21	Tilt Lock Pin Assembly	1
20951	22	Co-Pilot Disc Assembly	1
10-20705	23	Screw, co-pilot adjusting	1
20693	24	Lever, tilt stop	1
10-20217	25	Screw, anchor - tilt stop lever	1
23-20216	26	Spacer, tilt stop lever	1
10-27790	27	Screw, retaining - tilt stop lever	1
13-20846	28	Washer, wave - retaining screw	1
12-20028	29	Washer, tilt stop lever screw	2
13-26992	30	Lockwasher, tilt stop lever screw	2
11-20088	31	Nut, tilt stop lever screw	2
38-20914	--	Serial Plate	1
10-20314	--	Screw, drive - serial plate to swivel bracket	4

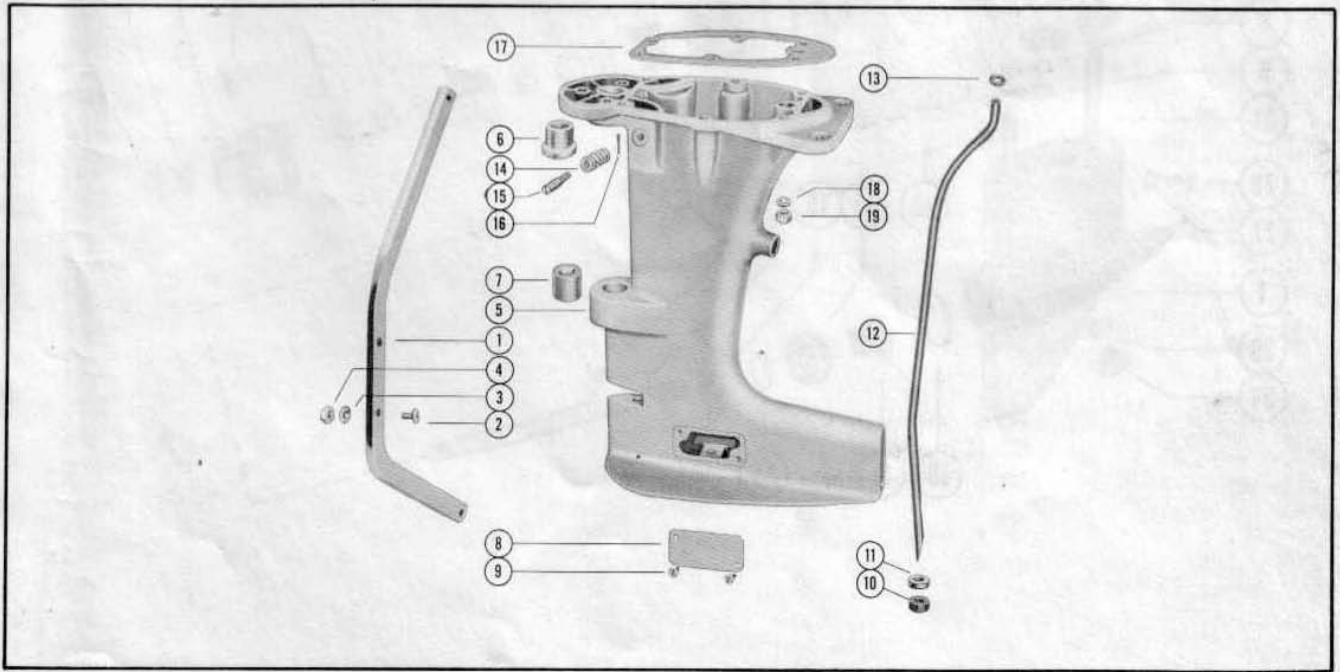
## DRIVE SHAFT HOUSING ASSEMBLY

PART NO.	REF. NO.	DESCRIPTION	MK20H
20892A1	1	Steering Bar Assembly	1
10-20639	2	Screw, steering bar to drive shaft housing	2
13-26993	3	Lockwasher, steering bar screw	2
11-20640	4	Nut, steering bar screw	2
1502-85A1	5	Drive Shaft Housing Assembly	1
23-20970	6	Bushing, upper	1
23-20972	7	Bushing, lower	1
20682	8	Cover Plate, drive shaft housing	1
10-20681	9	Screw, cover plate to drive shaft housing	2
12-20684	10	Seal, water tube - lower	1
12-20683	11	Washer, water tube seal - lower	1
32-20686	12	Tube, water inlet	1
25-20633	13	"O" Ring, water inlet tube - upper	1
24-20229	14	Spring, co-pilot to drive shaft housing	2
10-21070	15	Screw, co-pilot spring guide	2
18-21071	16	Cotter Pin, co-pilot spring guide screw	2
27-20642	17	Gasket, drive shaft housing to powerhead	1
12-20028	18	Washer, drive shaft housing to powerhead studs	6
11-20184	19	Nut, drive shaft housing to powerhead studs	6

### CLAMP AND SWIVEL BRACKET ASSEMBLY



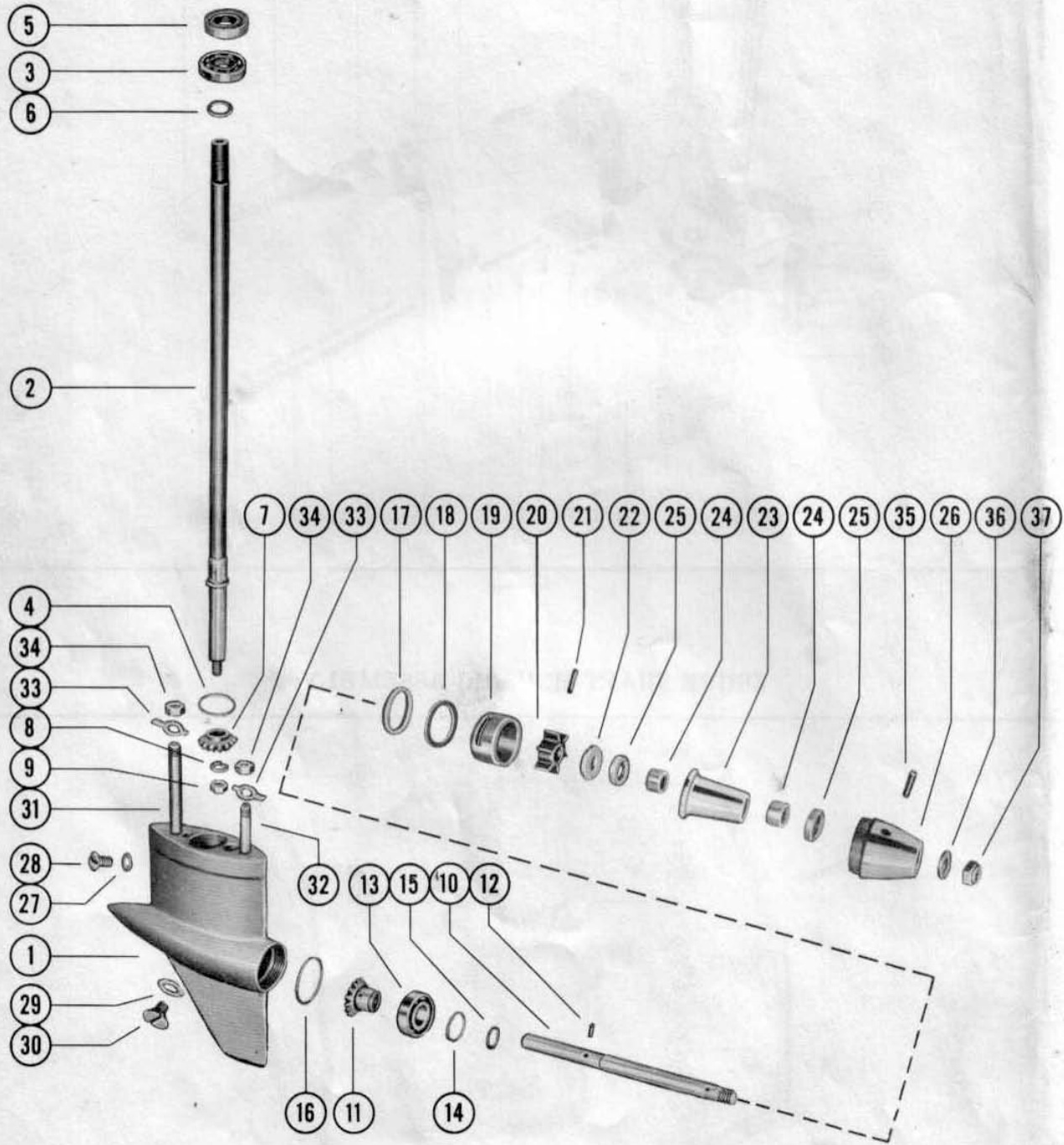
### DRIVE SHAFT HOUSING ASSEMBLY



GEAR HOUSING ASSEMBLY

PART NO.	REF. NO.	DESCRIPTION	MK20H
1604-135A2	-	Gear Housing Assembly, Complete	1
1604-1162A2	-	Gear Housing Assembly, Complete ( <i>Larger Skeg</i> )	1
1604-135A1	1	Gear Housing Assembly	1
1604-1162A1	1	Gear Housing Assembly ( <i>Larger Skeg</i> )	1
31-20904	-	Bearing, roller - propeller shaft	1
31-20908	-	Bearing, roller - drive shaft	1
10-21048	-	Plug, headless	1
45-20909	2	Drive Shaft	1
30-20910	3	Bearing, ball - drive shaft	1
15-20919	4	Shim, ball bearing to gear housing (.002-3-5)	AR
20912A1	5	Pilot and Oil Seal Assembly	1
26-20590	-	Oil Seal	1
15-20911	6	Shim, ball bearing to drive shaft (.003-5-10)	AR
43-25692	7	Gear, pinion	1
13-20921	8	Lockwasher, pinion gear	1
11-20922	9	Nut, pinion gear locking	1
44-20923	10	Shaft, propeller	1
43-25693	11	Gear, propeller	1
17-20937	12	Pin, propeller gear to shaft	1
30-20938	13	Bearing, ball - propeller shaft	1
15-20939	14	Shim, ball bearing to snap ring (.003-5-10)	AR
53-20940	15	Ring, snap	1
15-20941	16	Shim, ball bearing to gear housing (.002-3-5-10)	AR
12-20942	17	Washer, sealing - water pump cartridge	1
25-20812	18	Seal, rubber - water pump cartridge	1
46-20943A1	19	Water Pump Cartridge Assembly	1
26-20903	--	Oil Seal	1
47-20945	20	Impeller, water pump	1
28-20946	21	Key, impeller drive	1
20947	22	Plate, water pump cover	1
46-20905A1	23	Water Pump Cover Assembly	1
31-20904	24	Bearing, roller	2
26-20903	25	Oil Seal, water pump cover	2
20902	26	Cover, gear housing	1
12-20262	27	Washer, gear housing vent screw	1
10-28653	28	Screw, gear housing vent	1
12-20260	29	Washer, grease filler hole screw	1
10-28634	30	Screw, grease filler hole	1
16-20900	31	Stud, gear housing to drive shaft housing (long)	1
16-20901	32	Stud, gear housing to drive shaft housing (short)	1
14-20091	33	Tab Washer, gear housing studs	2
11-20101	34	Nut, gear housing studs	2
17-20957	35	Pin, shear	1
12-20959	36	Washer, propeller nut	1
11-20958	37	Nut, propeller	1


# GEAR HOUSING ASSEMBLY



DRIVE SHAFT HOUSING CONVERSION KIT (29499A1)

PART NO.	REF. NO.	DESCRIPTION	MK20H
1537-1634A1	1	Drive Shaft Housing Assembly	1
29501	2	Plate, upper water passage	1
27-29502	3	Gasket, upper water passage plate	1
10-28739	4	Screw, upper plate to drive shaft housing	3
23-29669	5	Bushing, upper	1
23-29670	6	Bushing, lower	1
20682	7	Plate, cover	1
10-20681	8	Screw, cover plate to drive shaft housing	2
32-29500	9	Tube, water inlet	1
25-20633	--	"O" Ring, upper - water inlet tube	1
12-20684	10	Seal, lower - water inlet tube	1
12-20683	11	Washer, lower - water inlet tube	1
29503	12	Plate, lower water passage	1
27-29504	13	Gasket, lower water passage plate	1
10-28739	14	Screw, lower plate to drive shaft housing	6
29543A1	15	Manifold Assembly	1
19-29506	--	Welch Plug, manifold	1
27-29509	16	Gasket, manifold to drive shaft housing	1
27-29508	17	Gasket, manifold to cylinder block	1
29507	18	Block, filler	1
27-29582	19	Gasket, filler block to manifold (copper ring)	2
16-25385	20	Stud, manifold to cylinder block	2
12-20533	21	Washer, manifold mounting studs	2
11-24652	22	Nut, manifold mounting studs	2
10-28636	23	Screw, manifold to cylinder block	5
13-26992	24	Lockwasher, manifold to cylinder block screw	5
12-20533	25	Washer, manifold to cylinder block screw	5
10-28636	26	Screw, manifold to drive shaft housing	4
13-26992	27	Lockwasher, manifold to drive shaft housing screw	4
27-20642	28	Gasket, drive shaft housing to powerhead	1
12-29681	29	Washer (shim), swivel pin	1
13-27969	30	Lockwasher, cowl mounting plate stud	1
29705	31	Lead Shot, cylinder block cover (tell-tale hole)	1
32-29703	32	Fuel Line, connector assembly to pressure cover (12 1/4")	1
32-29704	33	Fuel Line, connector assembly to carburetor (7 3/4")	1
29510	34	Bracket, rear port - starter mounting	1
29511	35	Bracket, front port - starter mounting	1
10-20100	36	Screw, front port bracket mounting	2
13-26996	37	Lockwasher, bracket mounting screw	2
25788	38	Plate, clamping - throttle wire	1
10-24634	39	Screw, clamping plate to bracket	2
13-26996	40	Lockwasher, plate mounting screw	2
27-29830	--	Gasket Set, motor overhaul	1

# DRIVE SHAFT HOUSING CONVERSION KIT




CARBURETOR AND FUEL PUMP CONVERSION KIT (29492A1)

PART NO.	REF. NO.	DESCRIPTION	MK20H
1333-1609	1	Carburetor Assembly, Complete (Tillotson KA7A) <i>(see note below)</i>	1
29493A1	2	Throttle Lever Assembly	1
10-20845	3	Screw, throttle lever	1
10-20597	4	Screw, throttle lever to carburetor	1
16-27037	5	Stud, choke lever	1
12-20533	6	Washer, choke lever stud	1
28075	7	Lever, choke	1
13-20511	8	Washer, wave - choke lever stud	1
11-20586	9	Nut, choke lever to stud	1
28087	10	Choke Shutter	1
23-28039	--	Spacer, choke shutter	1
24-20579	11	Spring, choke shutter	1
10-28018	12	Screw, choke shutter to carburetor	1
24823A1	13	Knob Assembly, main adjustment screw	1
10-22928	--	Screw, knob to main adjustment screw	1
27-20478	14	Gasket, carburetor flange	1
23009A1	15	Fuel Pump Assembly	1
27-23005	--	Gasket, check valve to housing	2
21-20963	--	Check Valve	2
23004	--	Retainer, check valve	1
10-20037	--	Screw, retainer to housing	2
27-24863	16	Gasket, fuel pump	2
23014	17	Diaphragm, fuel pump	1
29044	18	Cover, fuel pump to crankcase	1
27-23013	19	Gasket, fuel pump cover	1
10-25327	20	Screw, fuel pump to crankcase (1 3/4")	2
10-29495	21	Screw, fuel pump to crankcase (1 3/8")	1
13-26996	22	Lockwasher, fuel pump mounting screw	1
22-22995	23	Elbow, fuel pump	1
22-22946	--	Sleeve, rubber	1
11-22948	24	Nut, rubber sleeve	1
22-23595	25	Connector, reducing elbow to fuel pump	1
22-25354	26	Elbow, reducing - fuel line to fuel pump	1
32-23837	27	Fuel Line, fuel pump to carburetor	1
25426A8	28	Fuel Line Assembly, fuel tank	1
22-23125	29	Elbow, check unit to fuel line	1
22831A1	30	Check Unit Assembly	1
22833	31	Adaptor, check unit	1
23069	--	Stem, check unit adaptor	1
25-20415	--	"O" Ring, adaptor stem	1
24-23067	--	Spring, adaptor stem	1
23068	--	Cup Washer, adaptor	1
22-24690	32	Elbow, adaptor to fuel	1
32-29194	33	Fuel Line, check unit adaptor	1
29498	34	Bracket, check unit adaptor	1
10-29197	35	Screw, adaptor bracket to drive shaft housing	2
10-28714	36	Screw, check unit adaptor to bracket	2
22-23125	37	Elbow, fuel tank - fuel outlet hole	1
22-21290	38	Pipe Plug, fuel tank - air inlet hole	1
23-25197	39	Spacer, pressure relief rod - fuel tank	1

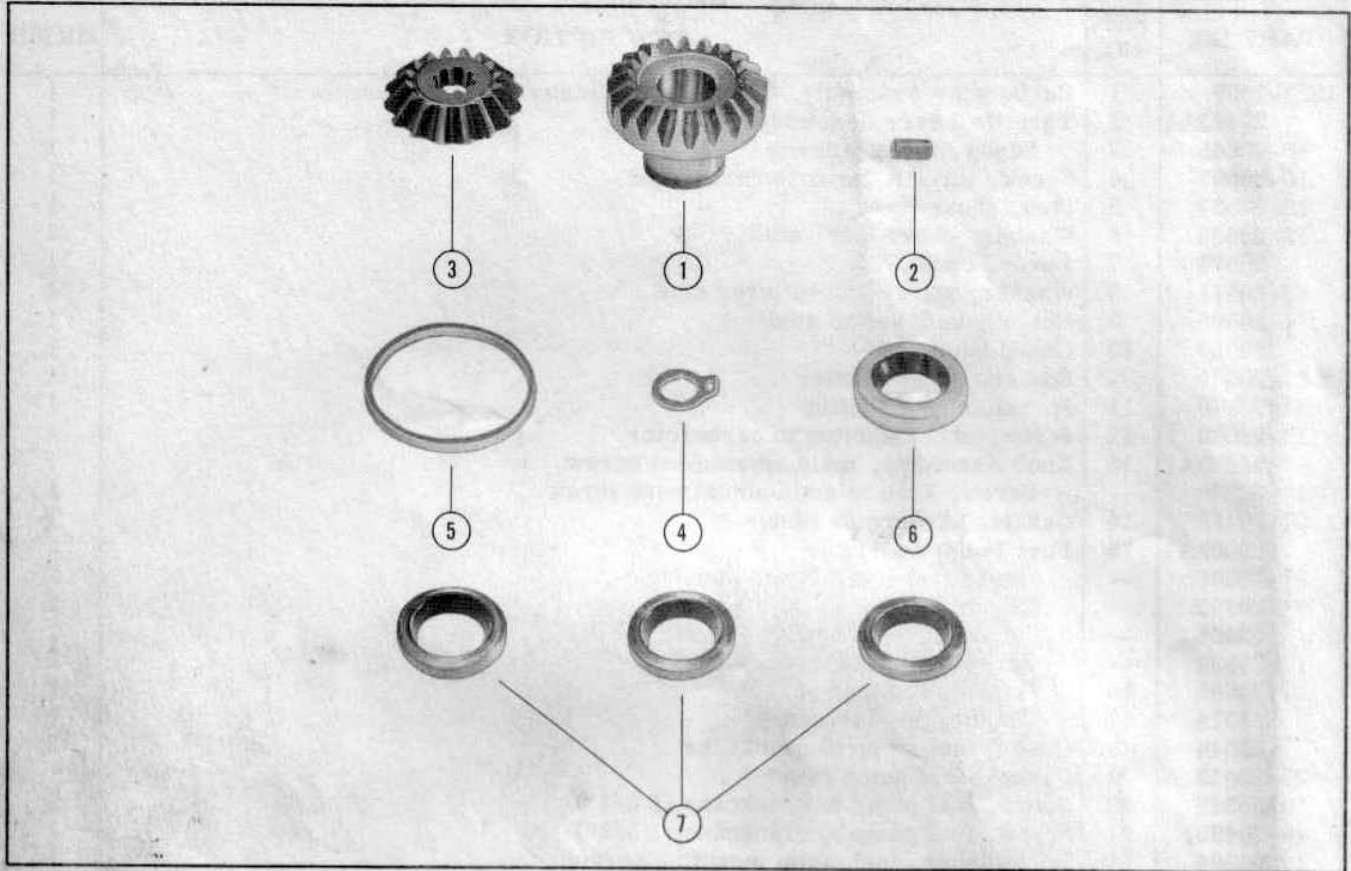
NOTE: When ordering component parts for 1333-1609 Carburetor Assembly, refer to Page 8 of your Mark 30H and Mark 55H Parts List.

# CARBURETOR AND FUEL PUMP CONVERSION KIT





## GEAR CONVERSION KIT (29513A1)



PART NO.	REF. NO.	DESCRIPTION	MK20H
43-29491	1	Gear, propeller	1
17-20937	2	Pin, propeller gear to shaft	1
43-29490	3	Gear, pinion	1
13-20921	4	Tab Washer, locking - pinion gear nut	1
25-20812	5	Seal, rubber - water pump cartridge	1
26-20590	6	Oil Seal, drive shaft pilot	1
26-20903	7	Oil Seal, water pump cartridge and cover	3

# MARK 30H AND MARK 55H

## PARTS LIST

### SERIAL NUMBERS:

Mark 30H. . . . .	997920 thru 1166470
Mark 30H-1. . . . .	1166471 thru 1260724
Mark 55H. . . . .	983920 thru 997919
Mark 55H-1. . . . .	1260725 and up

### INDEX:

	<u>Page</u>
Accessories . . . . .	18
Bottom Cowl Assembly. . . . .	13
Carburetor Assembly (Tillotson) MK30H and MK30H-1 . . . . .	6
Carburetor Assembly (Carter) MK55H. . . . .	7
Carburetor Assembly (Tillotson) MK55H-1. . . . .	8
Carburetor Linkage . . . . .	9
Clamp and Swivel Bracket . . . . .	14
Cowl and Front Cover . . . . .	2
Crankshaft, Piston and Connecting Rod . . . . .	12
Cylinder Block and Crankcase Assembly. . . . .	11
Drive Shaft Housing . . . . .	15
Flywheel Assembly . . . . .	2
Fuel Pump and Fuel Filter . . . . .	10
Fuel Tank Assembly . . . . .	18
Gear Housing Assembly (MK30H) . . . . .	16
Gear Housing Assembly (MK55H) . . . . .	17
Inside and Outside Steering. . . . .	15
Magneto (External Parts). . . . .	3
Magneto (Internal Parts) . . . . .	4 & 5
Propellers . . . . .	18
Top Cowl and Starter Assembly. . . . .	1

NOTE: All parts in the Mark 30H and Mark 55H Parts List, preceded with a dot (●), are new and listed for the first time.

TOP COWL AND STARTER ASSEMBLY

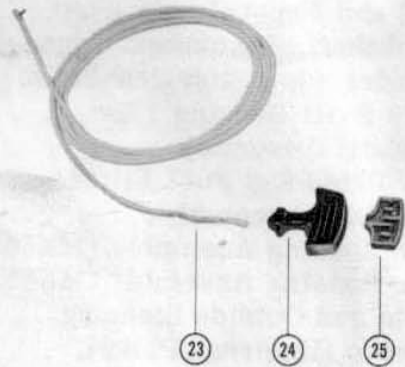


PART NO.	REF. NO.	DESCRIPTION	MK30H	MK30H -1	MK55H	MK55H -1
101-1266A2	1	Top Cowl Assembly (does not include decals)	1	1	1	-
177-1600A2	1	Top Cowl Assembly (does not include decals)	-	-	-	1
16-25734	2	Stud, rear - top cowl to cover	2	2	2	-
16-20500	2	Stud, rear - top cowl to cover	-	-	-	2
16-20990	3	Stud, front - top cowl to crankcase	2	2	2	-
16-20353	3	Stud, front - top cowl to crankcase	-	-	-	2
25-20116	4	Grommet, choke knob	1	1	1	1
37-25554	5	Decal Set, top cowl	1	-	-	-
37-28433	5	Decal Set, top cowl	-	1	-	-
37-25615	5	Decal Set, top cowl	-	-	1	-
37-28988	5	Decal Set, top cowl (colored engines)	-	-	-	1
37-28989	5	Decal Set, top cowl (white engines)	-	-	-	1
23-20326	6	Spacer, top cowl stud	2	2	2	2
12-20346	7	Washer, top cowl stud (3/4" OD)	8	8	8	4
12-20028	8	Washer, top cowl stud (1/16 thick)	12	12	12	4
12-20583	-	Washer, top cowl stud (1/32 thick)	-	-	-	4
11-20361	9	Nut, top cowl fastening	4	4	4	4
20155	10	Retainer, starter spring	1	1	1	1
24-23714	11	Spring, starter rewind	1	1	1	1
23-20159	12	Bushing, spring guide	1	1	1	-
23-28912	12	Bushing, spring guide	-	-	-	1
50-20149	13	Sheave Assembly, starter	1	1	1	-
54-28397	--	Clip, starter sheave	-	1	-	-
50-28908	13	Sheave Assembly, starter	-	-	-	1
20162	14	Pawl, starter	3	3	3	3
13-20163	15	Washer, wave - starter pawl	3	3	3	3
23-28919	16	Bushing, nylon - sheave shaft spacer	-	-	-	1
23-20158	17	Spacer, sheave shaft	1	1	1	-
23-28911	17	Spacer, sheave shaft	-	-	-	1
20161	18	Retainer, wave washer	1	-	1	-
26179	18	Retainer, wave washer <i>see note below</i>	-	1	-	1
12-26180	19	Washer, wave washer retainer	-	1	-	1
13-20160	20	Washer, wave - retainer tension	1	1	1	1
20164	21	Plate, retainer starter pawl	1	1	1	1
20157	22	Shaft, sheave	1	1	1	-
28913	22	Shaft, sheave	-	-	-	1
50-22791A1	23	Starter Cable Assembly	1	1	1	-
50-28985A1	23	Starter Cable Assembly	-	-	-	1
20662	24	Handle, starter cable (not as shown)	1	1	1	-
28747	24	Handle, starter cable	-	-	-	1
20172	25	End Cap, starter cable (not as shown)	1	1	1	-
28748	25	Retainer, starter cable and handle	-	-	-	1
20485	--	Cover, trim - top cowl	1	1	1	-
23-23072	--	Spacer, trim cover to top cowl	1	1	1	-
10-21643	--	Screw, trim cover to top cowl	1	1	1	-
28944	26	Handle, top cowl	-	-	-	1
10-29199	27	Screw, handle to top cowl	-	-	-	2
10-22421	29	Screw, handle to top cowl	-	-	-	1
11-20361	30	Nut, handle fastening screw	-	-	-	1
28967	31	Screen, vent - top cowl	-	-	-	1
10-29221	32A	Screw, vent screen to top cowl	-	-	-	4
14-20165	33	Tab Washer, sheave shaft nut	1	1	1	1
11-20166	34	Nut, sheave shaft (left hand thread)	1	1	1	1

NOTE: When replacing 50-20149 Sheave Assembly on above models be sure and check inside diameter of lower half of starter sheave. Old style had an I.D. of 1 1/16 inches and new style the I.D. was enlarged to 2 1/8 inches. Therefore check chart below and use corresponding parts as so:

50-20149 Sheave Assembly

1 1/16" inside diameter	2 1/8" inside diameter
Use: 20161 Retainer	Use: 26179 Retainer 12-26180 Washer

# TOP COWL AND STARTER ASSEMBLY



**COWL AND FRONT COVER**

PART NO.	REF. NO.	DESCRIPTION	MK30H	MK30H	MK55H	MK55H
				-1		-1
155-1029A2	1	Cowl Front Cover Assembly <i>(see note (1) below)</i>	1	-	-	-
155-1028A2	2	Cowl Front Cover Assembly	-	-	1	-
20721	-	Bumper, rubber - front cover	4	-	4	-
10-25619	3	Screw, cowl cover fastening	1	-	1	-
12-23537	4	Washer, cover screw <i>(N.L.A.--order 12-26162)</i>	1	-	1	-
25460	5	Emblem, front cover	1	-	-	-
23083	6	Emblem, front cover	-	-	1	-
18-21069	7	Cotter Pin, cover fastening screw	1	-	1	-
10-20031	8	Screw, emblem to front cover	1	-	1	-
12-20346	9	Washer, emblem screw	1	-	1	-
155-1029A3	-	Cowl Front Cover Assembly	-	1	-	-
●175-1610A2	-	Cowl Front Cover Assembly	-	-	-	1
26183A	-	Emblem, cowl front cover <i>(see note (2) below)</i>	-	1	-	1
20721	-	Bumper, rubber - front cover (lower)	-	2	-	4
26901	-	Bumper, rubber - front cover (upper)	-	2	-	2
10-25619	3	Screw, cowl cover fastening	-	1	-	1
12-26162	-	Washer, cover screw (nylon)	-	2	-	1
12-27897	-	Washer, cover screw (nylon)	-	1	-	1
107-1015A1	10	Cowl Wrap Around Assembly	1	1	1	1
N. S. S.	11	Hinge, cowl latch to cowl rod	4	4	4	4
21060	12	Handle, cowl latch	2	2	2	2
53-21058	13	"E" Ring, cowl latch hinge pin	4	4	4	4
17-21057	14	Pin, hinge - cowl latch handle	4	4	4	4
25690	15	Swivel, cowl latch	2	2	2	2
25691	16	Hook, cowl latch fastening	2	2	2	2

NOTE (1): 155-1029A2 Cowl Front Cover Assembly is no longer available, for replacement of complete front cover order 155-1029A3.

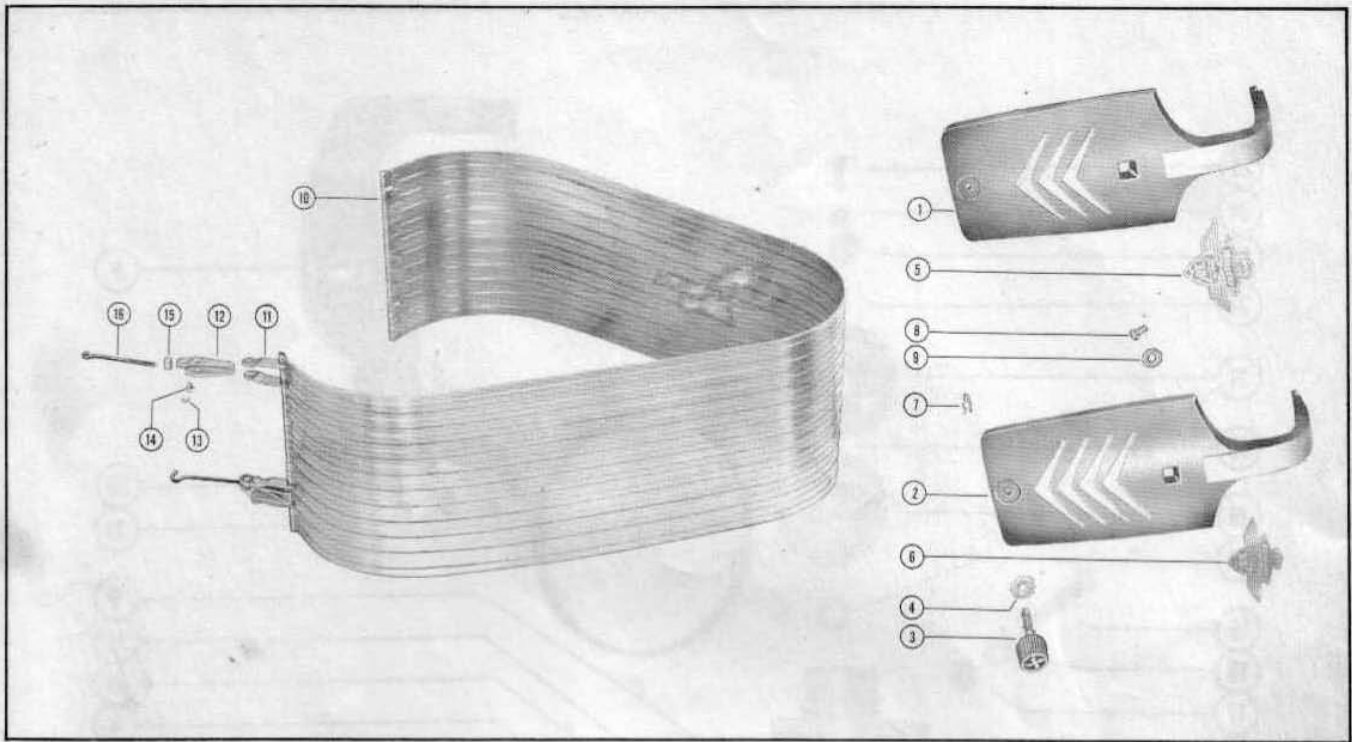
NOTE (2): Emblems for replacement may be ordered in two (2) different color combinations as listed below. Be sure and specify color combination required by adding A1 or A2 suffix to emblem part number 26183:

- 26183A1 Emblem (black background with red and aluminum lettering)
- 26183A2 Emblem (aluminum background with red and gold lettering)
- 92-27109 Adhesive Compound (3½ ounce kit) emblem fastening

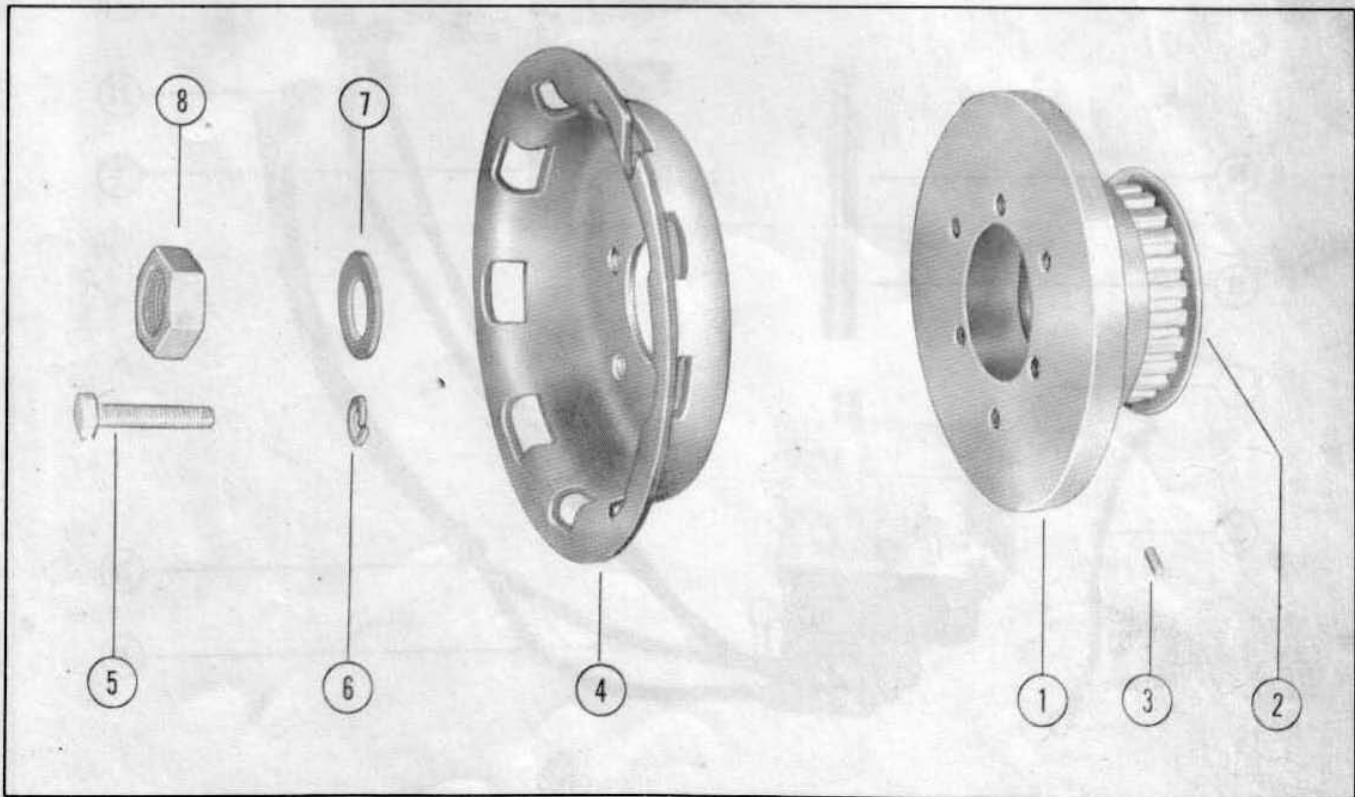
**FLYWHEEL ASSEMBLY**

PART NO.	REF. NO.	DESCRIPTION	MK30H	MK30H	MK55H	MK55H
				-1		-1
209-1093A2	1	Flywheel Assembly <i>(small taper)</i>	1	-	1	-
209-1491A2	1	Flywheel Assembly <i>(large taper)</i>	-	1	-	1
22823	2	Pulley, flywheel	1	1	1	1
17-20392	3	Dowel Pin, pulley to flywheel	1	-	1	-
17-26618	3	Dowel Pin, pulley to flywheel	-	1	-	1
20144	4	Plate, auxiliary starter	1	1	1	1
10-20031	5	Screw, auxiliary plate to flywheel	3	3	3	-
10-28709	5	Screw, auxiliary plate to flywheel	-	-	-	3
13-26992	6	Lockwasher, auxiliary plate screw	3	3	3	-
12-20143	7	Washer, flywheel nut	1	-	1	-
12-26617	7	Washer, flywheel nut	-	1	-	1
11-22339	8	Nut, flywheel	1	1	1	1
28-20661	-	Key, flywheel drive <i>(3/4" dia x 3/16" thick)</i>	1	-	1	-
28-20094	-	Key, flywheel drive <i>(1/2" dia x 1/8" thick)</i>	-	1	-	1

### COWL AND FRONT COVER




### FLYWHEEL ASSEMBLY



MAGNETO (EXTERNAL PARTS)

PART NO.	REF. NO.	DESCRIPTION	MK30H	MK30H -1	MK55H	MK55H -1
322-872	1	Magneto Assembly, Complete (FM-XV4B70E)	1	-	1	-
394-1069A2	-	Magneto Assembly, Complete (4D-2)	-	1	-	1
26580	2	Bracket, magneto actuating	1	1	1	1
23603A1	3	Bracket Assembly, carburetor actuating	1	1	-	1
23-23601	4	Sleeve, nylon	1	1	-	1
26009A1	5	Throttle Actuator Assembly	-	-	1	-
12-21249	6	Washer, actuating bracket screw	3	3	3	3
10-20146	7	Screw, actuating brackets to magneto pilot	3	3	2	3
10-20474	7	Screw, actuating brackets to magneto pilot	-	-	1	-
24794A1	8	Magneto Adaptor Assembly, Complete	1	1	1	1
22-25094	9	Fitting, grease	1	1	1	1
45-24808A1	10	Shaft Assembly, magneto drive	1	-	1	-
24791	11	Coupling, drive shaft	1	-	1	-
45-26812	10	Shaft, magneto drive	-	1	-	1
10-28668	12	Screw, magneto adaptor to magneto (7/8)	3	3	3	3
10-20146	13	Screw, magneto adaptor to magneto (5/8)	1	1	1	1
13-26992	14	Lockwasher, magneto adaptor screw	4	4	4	4
10-22040	15	Screw, magneto adaptor to crankcase	3	3	3	3
12-20084	16	Washer, magneto adaptor screw	3	3	3	3
11-20083	17	Nut, magneto adaptor screw	3	3	3	3
12-25193	18	Spacer, magneto timing pulley	1	1	1	1
24807	19	Pulley, driven	1	1	1	1
20140	20	Belt, timing	1	1	1	1
20136	21	Flange, driven pulley	1	1	1	1
28-28657	22	Key, magneto driving	1	1	1	1
12-20138	23	Washer, pulley clamping screw	1	1	1	1
13-26996	24	Lockwasher, pulley clamping screw	1	1	1	1
10-20139	25	Screw, pulley clamping	1	1	1	1
33-20982	26	Spark Plug	4	4	4	4
20119	27	Protector, spark plug	4	4	4	4
54-20534	28	Clip, high tension lead to cylinder block	2	2	2	2
23564	29	Cable, high tension lead	4	4	4	4
25-25429	--	"O" Ring, high tension lead cable	4	4	4	4
54-25231	30	Clip, nylon cable to magneto	1	1	1	1
10-25256	31	Screw, nylon cable clip to magneto	1	1	1	-
10-20401	31	Screw, nylon cable clip to magneto	-	-	-	1
22789	--	"D" Washer, cable clip screw	-	-	-	1
394-1134A1	32	Ground Strap Assembly, magneto	1	1	1	1

# MAGNETO (EXTERNAL PARTS)






MAGNETO (INTERNAL PARTS)

PART NO.	REF. NO.	DESCRIPTION	MK30H	MK55H
322-872	-	Magneto Assembly, Complete (FM-XV4B70E)	1	1
397-903	1	Frame	1	1
30-24998	3	Bearing, ball (drive end)	1	1
397-907	4	Magnetic Rotor and Shaft	1	1
30-24997	5	Bearing, ball - rotor (opp. drive end)	1	1
397-918	6	Support, bearing	1	1
10-25509	7	Screw, bearing support	4	4
10-25510	8	Screw, set - coil bridge	2	2
394-1051	-	Lockwire, coil bridge set screw	1	1
22-20781	9	Elbow, magneto frame to vent tube	1	1
10-24090	10	Screw, primary ground	1	1
394-1052	11	Wire, primary ground switch	1	1
397-371	12	Insulator, primary ground terminal	1	1
23-25512	--	Bushing, primary ground terminal insulator	1	1
12-25719	13	Washer, insulating - primary ground switch	2	2
12-20192	14	Washer, primary ground screw	2	2
13-20193	15	Lockwasher, primary ground screw	1	1
11-21923	16	Nut, primary ground terminal	2	2
397-430	17	Coil, ignition	1	1
394-1050	18	Clip, coil	1	1
13-23836	--	Lockwasher, coil clip nut	1	1
11-24994	19	Nut, coil clip	1	1
394-1130	20	Condenser	1	1
10-25509	21	Screw, condenser mounting	1	1
397-355	22	Cam Wick and Holder	1	1
394-1100A2	23	Breaker Arm Assembly	1	1
10-24977	24	Screw, binding head	1	1
10-24980	25	Screw, contact support locking	1	1
13-22542	--	Lockwasher, contact support locking screw	1	1
12-20192	--	Washer, contact support locking screw	1	1
10-22541	26	Screw, breaker arm terminal	1	1
13-20378	--	Lockwasher, breaker arm terminal screw	1	1
18-25723	27	Cotter Pin (hair) bracket arm	1	1
27-22551	28	Gasket, end cap to frame	1	1
397-429	29	End Cap	1	1
10-25513	30	Screw and Lockwasher, end cap	4	4
22-25885	31	Elbow, plastic - end cap to vent line	1	1
397-913	32	Rotor, distributor	1	1
27-22536	34	Gasket, end cap cover	1	1
397-360	35	Brush and Spring, coil lead	1	1
394-1065A1	36	Lead, high tension (distributor)	1	1
397-1006	37	Cover, end cap	1	1
10-25517	--	Screw, high tension cable fastening	4	4
10-22537	38	Screw, end cap cover	2	2

# MAGNETO (EXTERNAL PARTS)

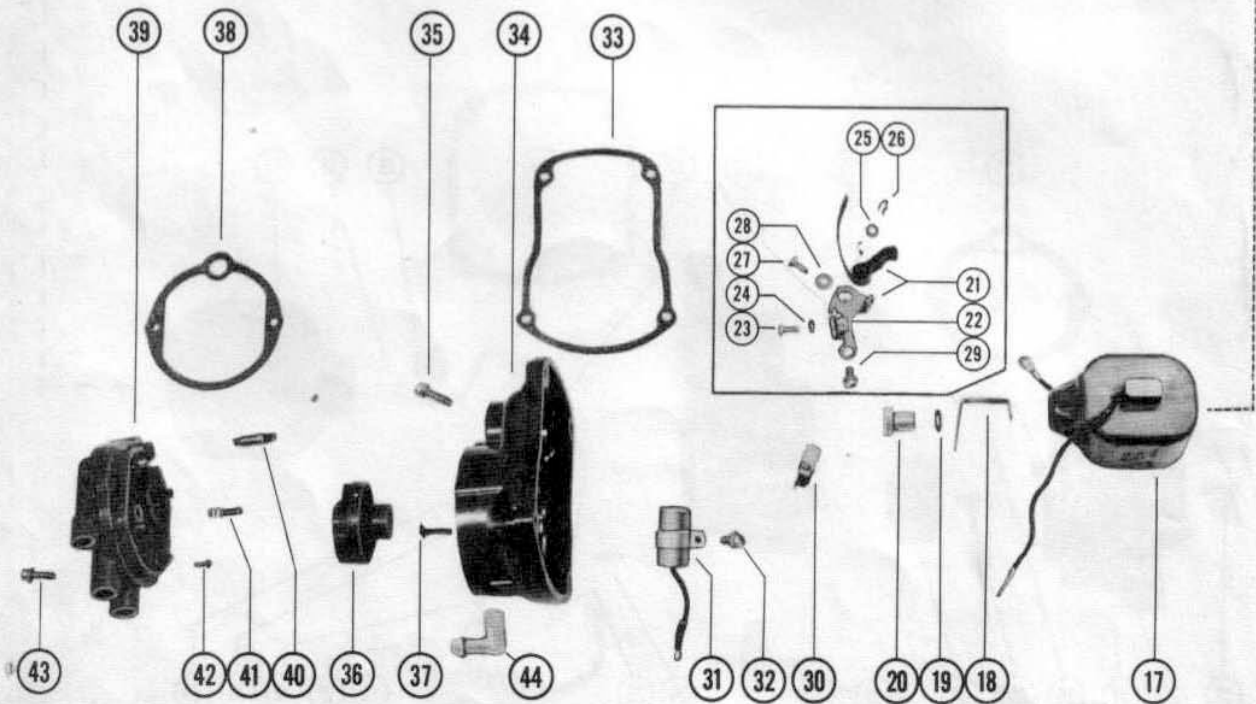
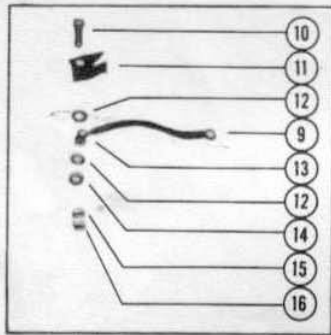
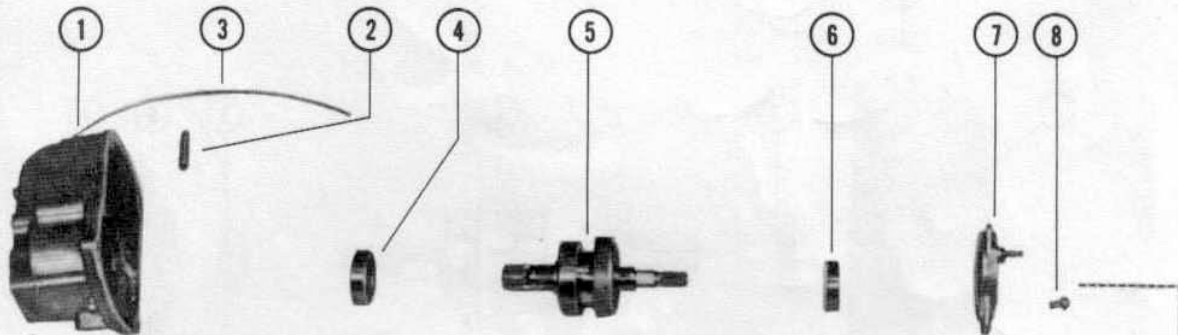


MAGNETO ASSEMBLY (INTERNAL PARTS)

PART NO.	REF. NO.	DESCRIPTION	MK30H	MK55H
			-1	-1
394-1069A1	-	Magneto Assembly, Complete (4D-1) <i>see note below</i>	1	-
●394-1069A2	-	Magneto Assembly, Complete (4D-2)	-	1
394-1066	1	Frame, magneto housing	1	-
●394-1570	1	Frame, magneto housing	-	1
10-25510	2	Screw, set - coil bridge	2	2
394-1051	3	Lockwire, coil bridge set screw	1	1
30-24998	4	Bearing, ball (drive end)	1	1
394-1067	5	Magnetic Rotor and Shaft	1	1
30-24997	6	Bearing, ball (opposite drive end)	1	1
394-1068	7	Support, ball bearing	1	1
10-25509	8	Screw and Lockwasher, support to frame	3	3
394-1052	9	Wire, primary ground lead	1	-
●394-1053A1	9	Wire Assembly, primary ground lead	-	1
10-24609	10	Screw, primary ground (#8)	1	-
●10-29182	10	Screw, primary ground (#10)	-	1
394-1055	11	Insulator, primary ground terminal	1	-
●394-1579	11	Insulator, primary ground terminal	-	1
12-25719	12	Washer, insulating - primary ground screw	2	-
●12-29099	12	Washer, insulating - primary ground screw	-	1
23-25512	13	Bushing, insulating - housing frame	1	-
●23-29101	13	Bushing, insulating - housing frame	-	1
12-20192	14	Washer, primary ground screw	1	-
12-26014	14	Washer, primary ground screw	-	1
11-28656	15	Nut, lock - primary ground screw	1	-
11-24656	15	Nut, lock - primary ground screw	-	1
11-21923	16	Nut, primary ground screw	1	-
11-20645	16	Nut, primary ground screw	-	1
394-1128A1	17	Coil Assembly	1	1
394-1050	18	Clip, coil - high tension	1	1
13-23836	19	Lockwasher, coil terminal	1	1
394-1131	20	Nut, coil clip fastening	1	1
394-1100A2	21	Breaker Assembly	1	1
394-1163	22	Grommet, plastic - breaker bracket	1	1
10-26008	23	Screw, breaker terminal	1	1
13-20378	24	Lockwasher, breaker terminal screw	1	1
394-1106A1	30	Holder and Cam Wick Assembly	1	1
12-25944	25	Washer, breaker arm	1	1
18-25723	26	Cotter Pin (hair) bracket arm	1	1
10-22032	27	Screw, bracket support	1	1
12-20192	28	Washer, bracket support screw	1	1
10-25509	29	Screw and Lockwasher, bracket locking	1	1
394-1130	31	Condenser	1	1
10-25509	32	Screw and Lockwasher, condenser fastening	1	1
27-25724	33	Gasket, magneto cover	1	-
●27-29166	33	Gasket, magneto cover	-	1
394-1057	34	Cover, magneto	1	-
●394-1577	34	Cover, magneto	-	1
10-28257	35	Screw, cover to frame	4	-
●10-29418	35	Screw, cover to frame	-	4
●14-29157	--	Tab Washer, cover fastening screw	-	4
394-1108A1	36	Magneto Rotor Assembly	1	1
394-1110	37	Clip, spring	1	1
27-25725	38	Gasket, end cap cover	1	1
394-1561A1	39	End Cap Cover Assembly	1	1
394-1065A1	40	Lead Assembly, high tension	1	1
394-1056A1	41	Brush and Spring Assembly	1	1
10-25517	42	Screw, high tension cable fastening	4	4
10-28259	43	Screw, end cap cover to magneto cover	2	-
10-29418	43	Screw, end cap cover to magneto cover	-	2
14-29157	--	Tab Washer, cover fastening screw	-	2
22-25885	44	Elbow, plastic - magneto cover vent	1	1

Note: 394-1069A1 Magneto Assembly, Complete is no longer available and is superseded by 394-1069A2. Component parts are still stocked so order replacement parts accordingly.

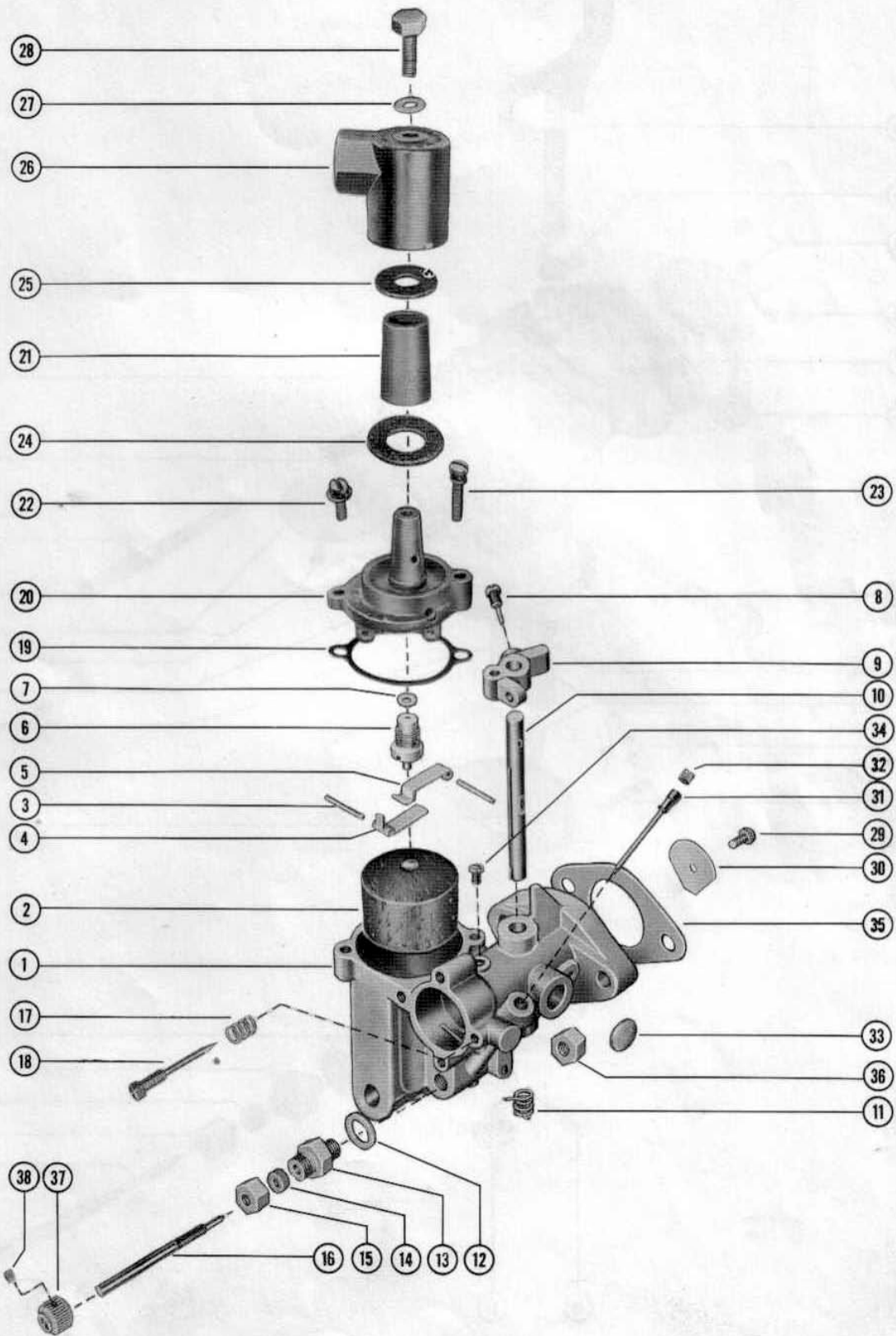
# MAGNETO (INTERNAL PARTS)



CARBURETOR ASSEMBLY

PART NO.	REF. NO.	DESCRIPTION	MK30H	MK30H -1
1327-1118	1	Carburetor Assembly (Tillotson AJ-51A)	2	2
1399-110A1	2	Float Assembly	2	2
17-20853	3	Pin, float lever pinion	4	4
1399-102	4	Lever, float (lower)	2	2
1399-101	5	Lever, float (upper)	2	2
1399-1138	6	Inlet Needle, Seat & Gasket	2	2
27-25033	7	Gasket, inlet seat	2	2
10-20847	8	Screw, throttle stop lever	2	2
1399-97	9	Lever, throttle stop	2	2
1399-933	10	Shaft, throttle	2	2
24-20869	11	Spring, throttle shaft return	2	2
27-20848	12	Gasket, main adjustment screw gland	2	2
1399-94	13	Gland, main adjustment screw	2	2
1399-108	14	Packing, main adjustment screw	2	2
11-20849	15	Nut, main adjustment screw	2	2
1399-932	16	Screw, main adjustment	2	2
24-27160	17	Spring, idle adjustment screw	2	2
1399-931	18	Screw, idle adjustment	2	2
1399-99	19	Gasket, float bowl cover	2	2
1399-1133	20	Cover, float bowl	2	2
1399-1136	21	Element, filter	2	2
10-20854	22	Screw, float bowl cover (short)	2	2
10-25850	23	Screw, float bowl cover (long)	2	2
27-25851	24	Gasket, strainer cover (large)	2	2
27-25849	25	Gasket, strainer cover (small)	2	2
1399-1135	26	Cover, strainer	2	2
27-25848	27	Gasket, strainer cover screw	2	2
10-25822	28	Screw, strainer cover fastening	2	2
10-23035	29	Screw & Lockwasher, throttle shutter	2	2
1399-1036	30	Shutter, throttle	2	2
1399-960	31	Tube, by-pass	2	2
10-23030	32	Screw, plug - by-pass tube	2	2
19-20011	33	Welch Plug, body channel	2	2
10-20870	34	Screw, plug - body channel	2	2
1399-1145	--	Gasket & Packing Set	2	2
1399-1146	--	Repair Parts Kit	2	2
27-20183	35	Gasket, carburetor flange	2	2
11-20184	36	Nut, carburetor mounting stud	4	4
24823A1	37	Knob Assembly, main adjustment screw	2	2
10-22928	38	Screw, knob fastening (#10)	2	2

# CARBURETOR ASSEMBLY

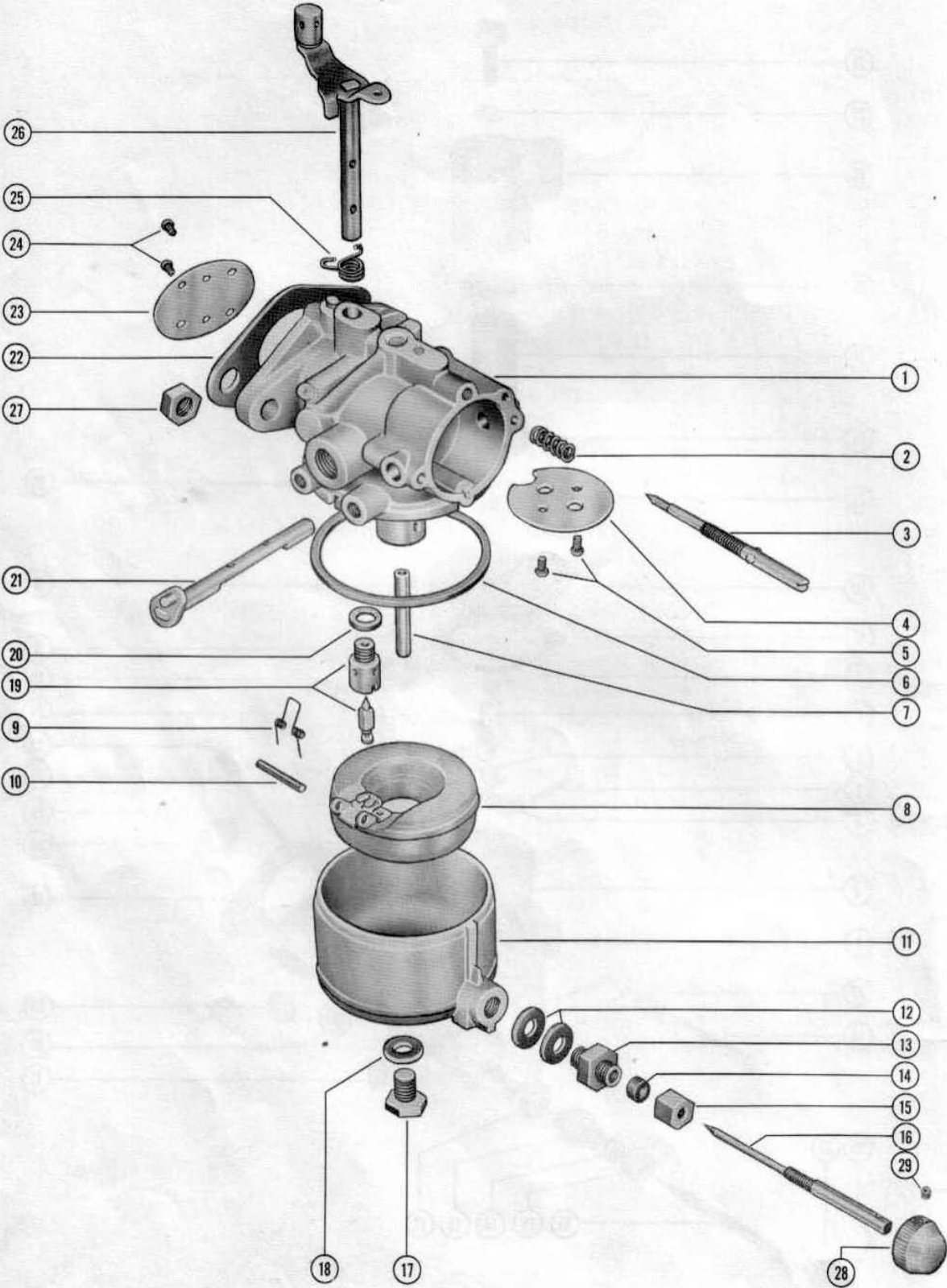


CARBURETOR ASSEMBLY

PART NO.	REF. NO.	DESCRIPTION	MK55H
1301-1143	1	Carburetor Assembly (Carter) <i>see note below</i>	2
24-21122	2	Spring, idle adjustment screw	2
1398-1175	3	Screw, idle adjustment	2
1398-159	4	Shutter, choke	2
1398-172	5	Screw, choke shutter fastening	4
1398-168	6	Gasket, bowl ring	2
1398-1169	7	Nozzle, fuel discharge	2
1398-1172	8	Float & Lever Assembly	2
24-21124	9	Spring, float	2
1398-1173	10	Pin, float lever	2
1398-167	11	Cover, float bowl	2
1398-165	12	Gasket, main adjustment screw gland	4
1398-278	13	Gland, main adjustment screw	2
1398-164	--	Gasket, packing nut	2
1398-183	14	Packing, main adjustment screw	2
11-21759	15	Nut, main adjustment screw	2
1398-1176	16	Screw, main adjustment	2
1398-1171	17	Nut, float bowl cover	2
1398-165	18	Gasket, float bowl nut	2
1398-1174	19	Inlet Needle & Seat	2
1398-163	20	Gasket, inlet needle and seat	2
1398-1170	21	Choke Lever & Shaft Assembly <i>(not as shown)</i>	2
1398-180	--	Ball, choke shaft	2
24-21121	--	Spring, choke shaft	2
19-21120	--	Welch Plug, idle passage	2
19-21119	--	Welch Plug, idle port	2
27-20478	22	Gasket, carburetor to crankcase	2
1398-157	23	Shutter, throttle	2
1398-172	24	Screw, throttle shutter fastening	4
24-21123	25	Spring, throttle return	2
1398-1168	26	Throttle Shaft & Lever Assembly <i>(not as shown)</i>	2
11-25594	27	Nut, carburetor mounting stud	4
12-20084	--	Washer, carburetor mounting stud	4
24823A1	28	Knob Assembly, main adjustment screw	2
10-22928	29	Screw, knob to main adjustment screw (#10)	2

*Note: To convert previous built Mark 55H engines from Carter to Tillotson Carburetors, order 1333-1609A2 Carburetor Replacement Kit.*

CARBURETOR ASSEMBLY





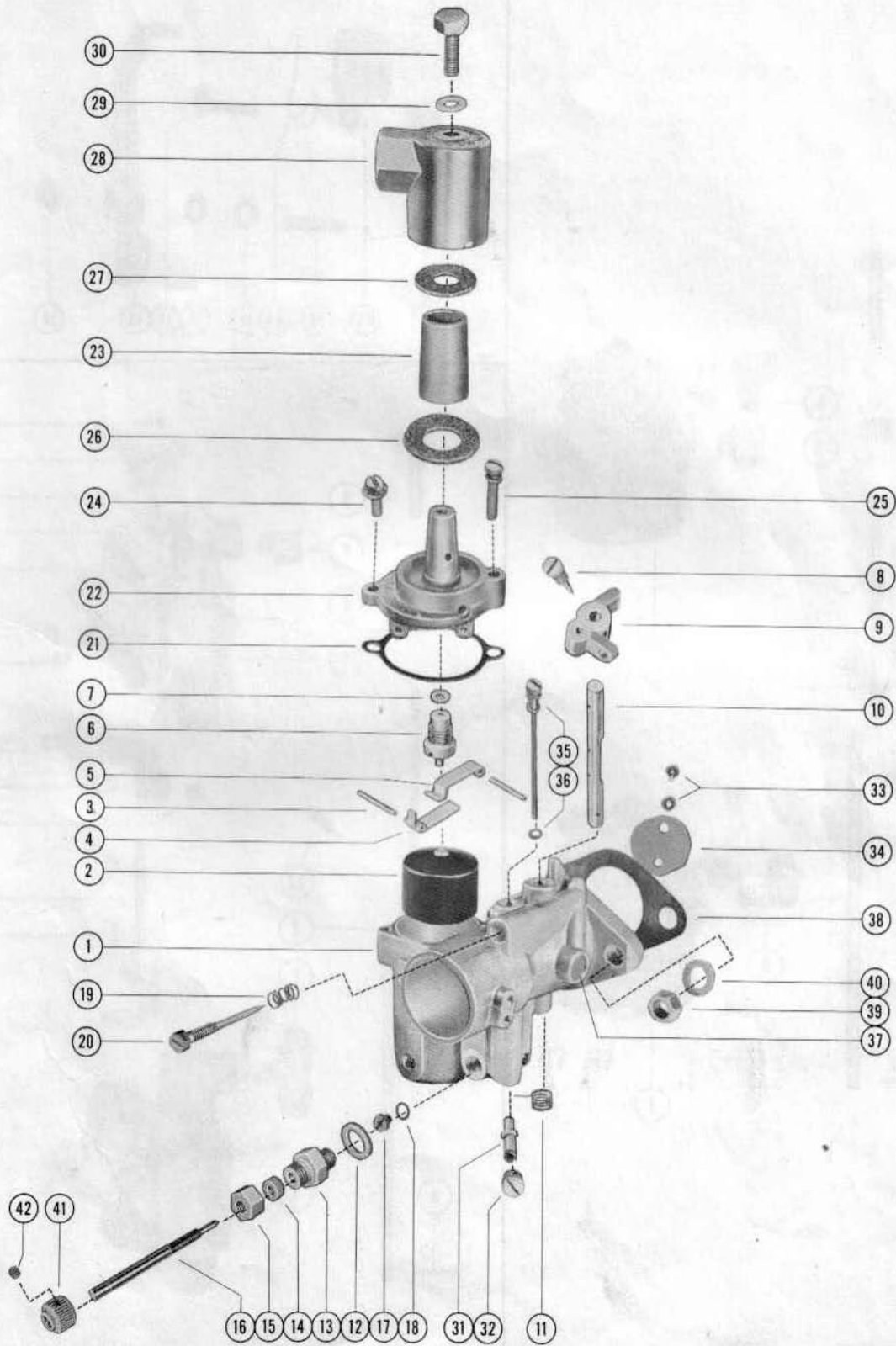
CARBURETOR ASSEMBLY

PART NO.	REF. NO.	DESCRIPTION	MK55H -1
1333-1609	1	Carburetor Assembly, Complete (Tillotson KA-7A)	2
1399-110A1	2	Float Assembly	2
17-20853	3	Pin, float lever pinion	4
1399-102	4	Lever, float (lower)	2
1399-101	5	Lever, float (upper)	2
1399-1473	6	Inlet Needle, Seat and Gasket <i>(see note below)</i>	2
27-25033	7	Gasket, inlet seat	2
10-20847	8	Screw, throttle stop lever	2
1399-97	9	Lever, throttle stop	1
1399-1475	10	Shaft, throttle	2
24-20869	11	Spring, throttle shaft return	2
27-20848	12	Gasket, main adjustment screw gland	2
1399-94	13	Gland, main adjustment screw	2
1399-108	14	Packing, main adjustment screw	2
11-20849	15	Nut, main adjustment screw	2
1399-1519	16	Screw, main adjustment	2
1399-1520	17	Orifice, main fuel	2
27-28409	18	Gasket, main fuel orifice	2
24-27160	19	Spring, idle adjustment screw	2
1399-1629	20	Screw, idle adjustment	2
1399-99	21	Gasket, float bowl cover	2
1399-1133	22	Cover, float bowl	2
1399-1754	23	Screen, filter <i>-not as shown</i>	2
10-20854	24	Screw, float bowl cover (short)	2
10-25850	25	Screw, float bowl cover (long)	2
27-25851	26	Gasket, strainer cover (large)	2
27-25849	27	Gasket, strainer cover (small)	2
1399-1135	28	Cover, strainer	2
27-25848	29	Gasket, strainer cover screw	2
10-25822	30	Screw, strainer cover fastening	2
1399-1474	31	Nozzle, main	2
10-23178	32	Screw, plug - main nozzle	2
10-23035	33	Screw and Lockwasher, throttle shutter	4
1399-1476	34	Shutter, throttle	2
1399-1472	35	Tube, idle	2
27-23180	36	Gasket, idle tube	2
19-20011	37	Welch Plug, body channel	2
10-28845	--	Screw, plug - body channel	2
27-26891	38	Gasket, carburetor flange	2
11-20083	39	Nut, carburetor mounting stud	4
12-20084	40	Washer, carburetor mounting stud	4
24823A1	41	Knob Assembly, main adjustment screw	2
10-22928	42	Screw, knob to main adjustment screw (#10)	2

*NOTE: When converting Mark 55H engines (serial #997919 and below) from Carter to Tillotson Carburetors, the 27-20478 flange gasket must be used in place of 27-26891 flange gasket.*

Note: Some 1333-1609 Carburetors were built with 1399-593 Inlet Needle, Seat and Gasket.

# CARBURETOR ASSEMBLY



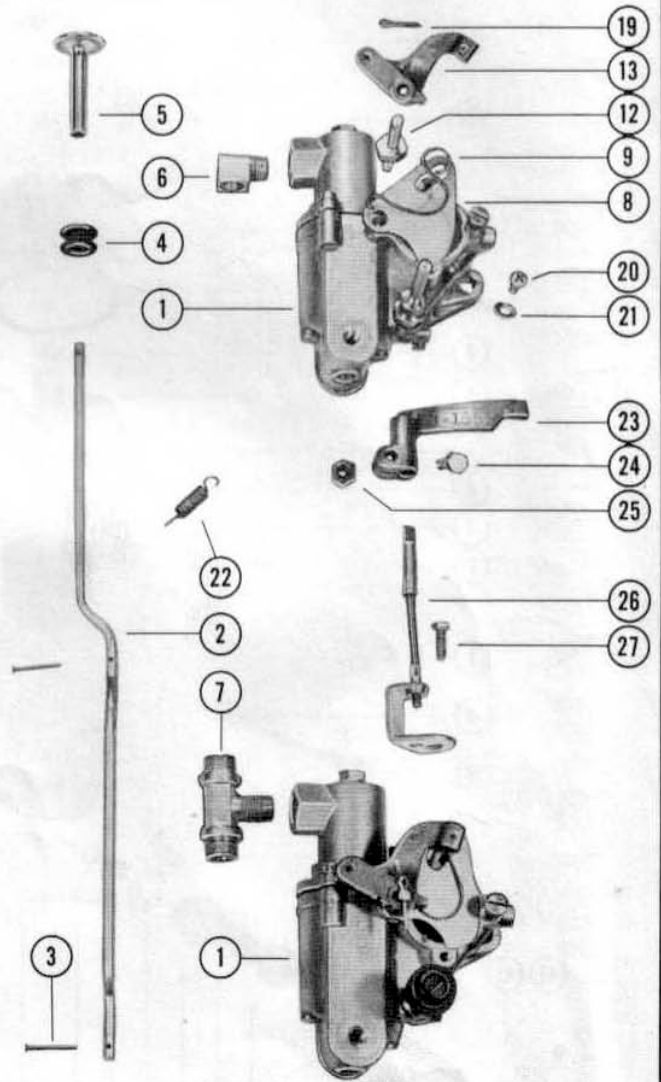
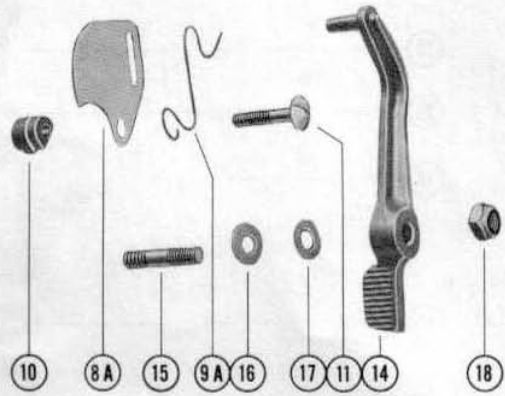

CARBURETOR LINKAGE

PART NO.	REF. NO.	DESCRIPTION	MK55H
1301-1143	1	Carburetor Assembly (Carter)	2
25911	2	Rod, choke	1
17-25391	3	Rivet, choke rod to shaft assembly	2
25-20116	4	Grommet, choke rod	1
20663	5	Knob, choke rod	1
22-23125	6	Elbow, upper carburetor tee to fuel line	1
22-25956	7	Tee, upper carburetor to fuel line	1
22-22995	8	Elbow, lower carburetor to fuel line	1
22-22946	-	Sleeve, rubber	1
11-22948	-	Nut, elbow	1

CARBURETOR LINKAGE

PART NO.	REF. NO.	DESCRIPTION	MK30H	MK30H	MK55H
				-1	-1
1327-1118	1	Carburetor Assembly (Tillotson AJ-51A)	2	2	-
1333-1609	1	Carburetor Assembly (Tillotson KA-7A)	-	-	2
21009	2	Rod, choke	1	1	-
●29319	2	Rod, choke	-	-	1
17-25391	3	Rivet, choke rod to choke lever	2	2	2
25-20116	4	Grommet, choke rod	1	1	1
20663	5	Knob, choke rod	1	1	1
22-23125	6	Elbow, upper carburetor to fuel line	1	-	-
22-25443	6	Elbow, upper carburetor to fuel line	-	1	1
22-23763	7	Tee, lower filter	1	1	1
22-22946	-	Sleeve, rubber - lower filter tee	2	2	2
11-22948	-	Nut, lower filter tee	2	2	2
20173	8	Shutter, choke	2	2	-
28087	8A	Shutter, choke	-	-	2
24-26067	9	Spring, choke shutter	2	2	-
24-20579	9A	Spring, choke shutter	-	-	2
23-28039	10	Spacer, choke shutter	-	-	2
10-28018	11	Screw, choke shutter to carburetor	-	-	2
10-20176	12	Screw, choke lever pivot pin	2	2	-
23742A1	13	Choke Lever Assembly	2	-	-
25881A1	13	Choke Lever Assembly	-	2	-
28075	14	Lever, choke	-	-	2
16-20581	15	Stud, choke lever	-	-	2
12-20533	16	Washer, choke lever stud	-	-	2
13-20511	17	Washer, wave - choke lever stud	-	-	2
●28670	--	Arm, choke lever to choke rod	-	-	2
11-20586	18	Nut, choke lever fastening	-	-	2
18-20180	19	Cotter Pin, choke lever retaining	1	1	-
10-20650	20	Screw, choke rod spring mounting	1	1	-
12-20192	21	Washer, choke rod spring screw	1	1	-
24-20649	22	Spring, choke rod positioning	1	1	-
20188	23	Throttle Pickup	1	1	1
10-20189	24	Screw, throttle pickup locking	1	1	1
11-20190	25	Nut, throttle locking screw	1	1	1
20185A1	26	Throttle Pickup Bracket Assembly	1	1	-
28007A1	26	Throttle Pickup Bracket Assembly	-	-	1
10-29239	27	Screw, throttle bracket mounting	1	1	1

# CARBURETOR LINKAGE



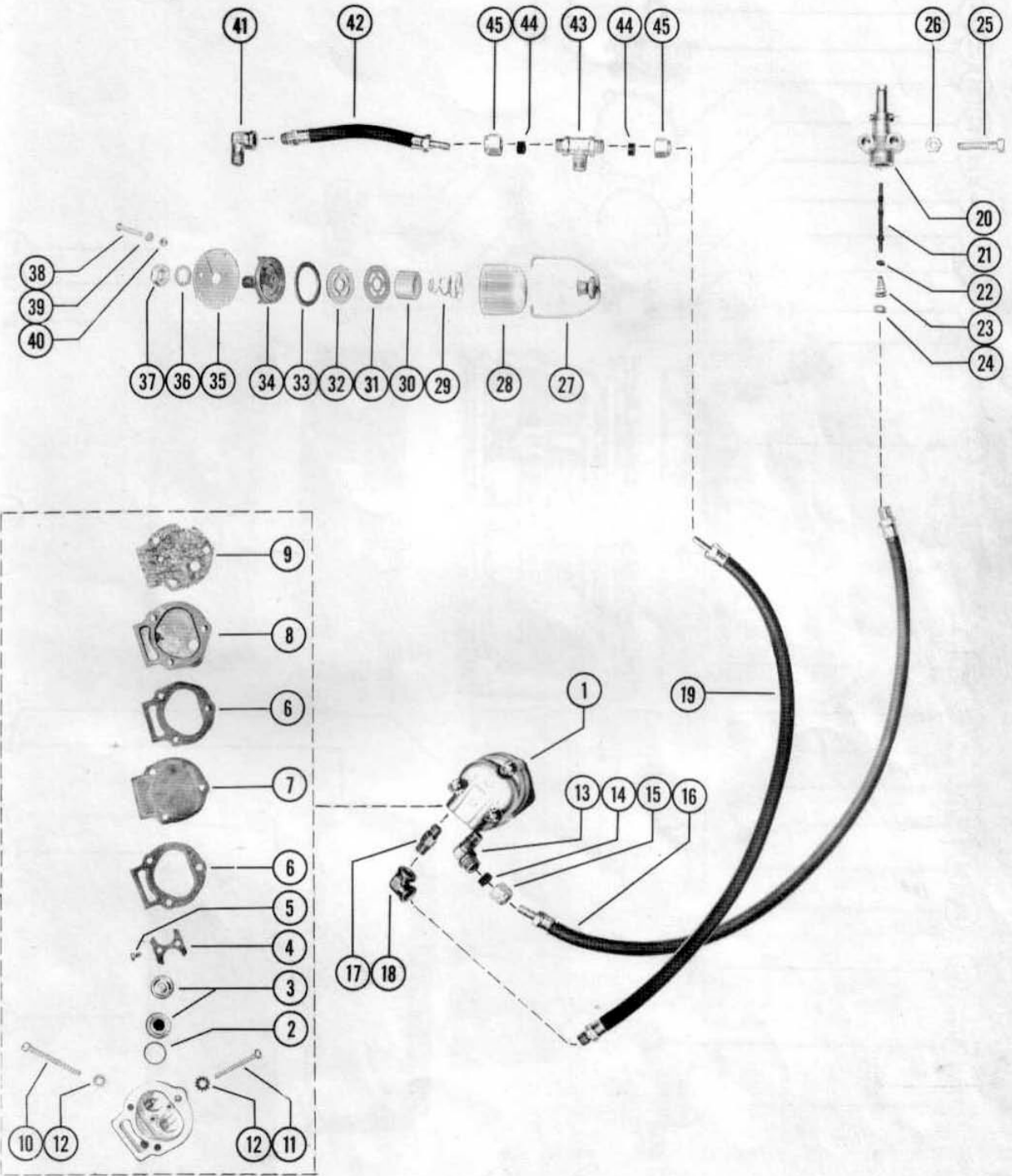
FUEL PUMP AND FUEL FILTER

PART NO.	REF. NO.	DESCRIPTION	MK30H *	MK30H **	MK30H -1	MK55H	MK55H -1
23009A1	1	Fuel Pump Assembly (see note below)	2	1	1	1	1
27-23005	2	Gasket, check valve to housing	4	2	2	2	2
21-20963	3	Check Valve	4	2	2	2	2
23004	4	Retainer, check valve	2	1	1	1	1
10-20037	5	Screw, retainer to housing	4	2	2	2	2
27-24863	6	Gasket, fuel pump	4	2	2	2	2
23014	7	Diaphragm, fuel pump	2	1	1	1	1
23008	8	Cover, fuel pump	2	1	1	1	1
27-23013	9	Gasket, fuel pump cover	2	1	1	1	1
10-29030	10	Screw, fuel pump mounting (1 7/8")	4	2	2	2	2
10-29029	11	Screw, fuel pump mounting (1 1/2")	2	1	1	1	1
13-20554	12	Lockwasher, fuel pump mounting screw	6	3	3	3	-
26083	--	Cover, fuel pump pad	-	1	1	-	1
27-23013	9	Gasket, fuel pump cover	-	1	1	-	1
10-28257	--	Screw, pad cover to cylinder block (3/4")	-	3	3	-	3
13-20554	12	Lockwasher, pad cover screw	-	3	3	-	-
22-23125	--	Elbow, inlet lower pump	1	-	-	-	-
32-23732	--	Fuel Line, lower pump to upper pump (8 3/4")	1	-	-	-	-
22-22995	13	Elbow, fuel pump to fuel line	-	1	1	4	1
22-22946	14	Sleeve, rubber	-	1	1	4	1
11-22948	15	Nut, elbow	-	1	1	4	1
32-23761	16	Fuel Line, adaptor to fuel pump (18")	1	1	1	1	1
22-23595	17	Connector, fuel pump outlet to elbow	-	1	-	1	-
22-24690	18	Elbow, connector to fuel line	-	1	-	1	-
22-25443	--	Elbow, pump outlet to fuel line	1	-	1	-	1
32-23837	19	Fuel Line, fuel pump to filter (18 1/2")	-	1	1	1	1
32-25450	--	Fuel Line, upper pump to lower filter (19 1/2")	1	-	-	-	-
22833	20	Adaptor, check unit (fuel line)	1	1	1	1	1
23069	21	Stem, check unit adaptor	1	1	1	1	1
25-20415	22	"O" Ring, adaptor stem	1	1	1	1	1
24-23067	23	Spring, adaptor stem	1	1	1	1	1
23068	24	Cup Washer, adaptor	1	1	1	1	1
10-20784	25	Screw, adaptor to bottom cowl	2	2	2	2	2
11-24652	26	Nut, adaptor screw	2	2	2	2	2
35-20555A2	--	Fuel Filter Assembly	-	-	-	1	-
20498	27	Bale Assembly	-	-	-	1	-
20497	28	Bowl, filter	-	-	-	1	-
24-20341	29	Spring, filter element retaining	-	-	-	1	-
35-20555	30	Element, filter	-	-	-	1	-
27-20338	31	Gasket, filter element	-	-	-	1	-
20499	32	Plate, filter element gasket backing	-	-	-	1	-
27-20496	33	Gasket, filter top (rubber)	-	-	-	1	-
20495	34	Top, filter	-	-	-	1	-
25931	35	Plate, fuel filter mounting	-	-	-	1	-
13-20494	36	Lockwasher, filter top	-	-	-	1	-
11-20142	37	Nut, filter to mounting plate	-	-	-	1	-
10-25207	38	Screw, mounting plate to crankcase	-	-	-	3	-
12-20286	39	Washer, mounting plate screw	-	-	-	3	-
11-21806	40	Nut, mounting plate screw	-	-	-	3	-
22-23125	41	Elbow, filter to fuel line	1	1	-	1	-
22-25443	41	Elbow, filter to fuel line	-	-	1	-	1
32-25228	42	Fuel Line, filter to filter (5 1/2")	1	1	1	-	1
32-25228	42	Fuel Line, carburetor to carburetor (5 1/2")	-	-	-	1	-
32-23762	--	Fuel Line, filter outlet to upper carburetor (11 1/2")	-	-	-	1	-
22-23763	43	Tee Assembly, lower filter	1	1	1	-	1
22-22946	44	Sleeve, rubber	2	2	2	-	1
11-22948	45	Nut, filter tee	2	2	2	-	1
22-25956	--	Tee, upper carburetor	-	-	-	1	-

NOTE: \* Two fuel pumps were used on Mark 30H up to and including Serial #998933.

\*\* One fuel pump started on Mark 30H with Serial #998934 and up.

# FUEL PUMP AND FUEL FILTER

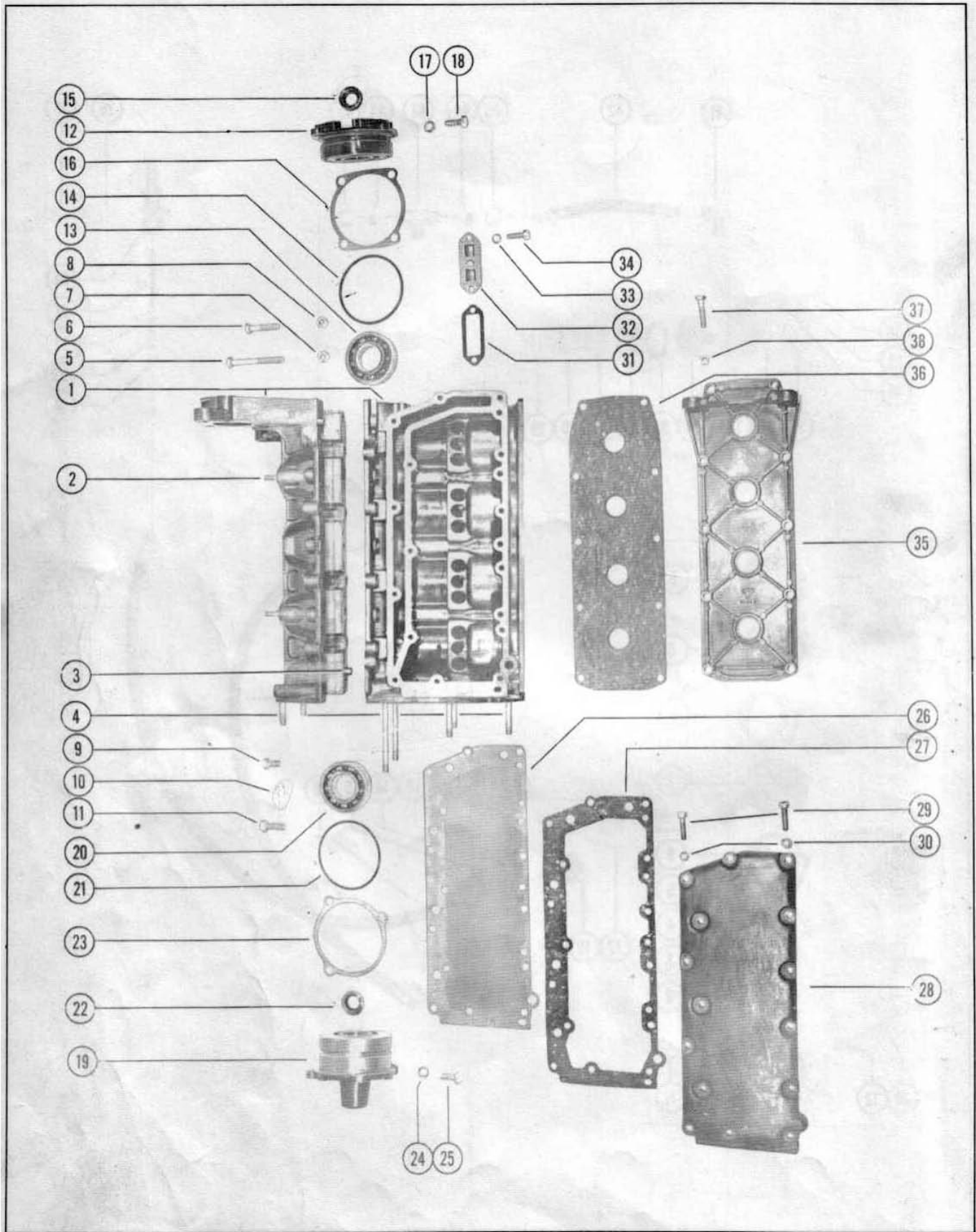


CYLINDER BLOCK AND CRANKCASE ASSEMBLY

PART NO.	REF. NO.	DESCRIPTION	MK30H	MK55H	MK30H -1	MK55H -1
821-1012A6	1	Cylinder Block & Crankcase Assembly	1	-	-	-
821-1316A4	1	Cylinder Block & Crankcase Assembly	-	1	-	-
808-1137A2	1	Cylinder Block & Crankcase Assembly	-	-	1	-
●808-1137A4	1	Cylinder Block & Crankcase Assembly	-	-	-	1
17-20323	-	Dowel Pin, cylinder block to center main bearing	1	1	1	1
17-20032	-	Dowel Pin, cylinder block to main bearing	2	2	2	2
23-26348	-	Bushing, crankcase	2	2	2	2
16-25385	2	Stud, carburetor mounting (1 1/8)	4	4	-	-
16-25919	2	Stud, carburetor mounting (1 1/8)	-	-	4	-
16-21831	2	Stud, carburetor mounting (1 1/4)	-	-	-	4
17-20033	3	Dowel Pin, crankcase to cylinder block	2	2	2	2
16-20357	4	Stud, crankcase to drive shaft housing	2	2	2	2
16-20357	4	Stud, cylinder block to drive shaft housing	6	6	6	6
22-21290	-	Plug, pipe - cylinder block bleed holes	2	3	-	1
10-22039	5	Screw, crankcase to cylinder block (2 3/4)	4	4	4	4
10-22040	6	Screw, crankcase to cylinder block (1 1/2)	14	14	14	14
12-20084	-	Washer, crankcase screw	18	18	18	-
11-25594	7	Nut, crankcase screw	3	3	3	-
11-20461	8	Nut, crankcase screw	15	15	15	18
10-20089	9	Screw, main bearing locking	2	2	2	2
14-20091	10	Tab Washer, bearing locking screw	3	3	3	3
10-20359	11	Screw, center main bearing locking	1	1	1	1
1100-339A1	12	End Cap Assembly, upper	1	1	1	1
30-20080	13	Bearing, ball - upper end cap	1	1	1	1
25-20081	14	"O" Ring, upper end cap	1	1	1	1
26-25837	15	Oil Seal	1	1	1	1
15-20082	16	Shim, upper end cap to crankcase (.002-3-5-10)	AR	AR	AR	AR
13-20223	17	Lockwasher, end cap mounting screw	4	4	4	4
10-28782	18	Screw, end cap mounting	4	4	4	4
1102-24A3	19	End Cap Assembly, lower	1	-	1	-
1102-1484A1	19	End Cap Assembly, lower	-	1	-	-
●1102-1484A2	19	End Cap Assembly, lower	-	-	-	1
30-20080	20	Bearing, ball - lower end cap	1	1	1	1
25-20081	21	"O" Ring, lower end cap	1	1	1	1
26-25837	22	Oil Seal	1	1	1	2
26-25840	22	Oil Seal, bottom	-	1	-	-
21-28481A1	--	Check Valve Assembly	-	1	-	-
15-20085	23	Shim, lower end cap to crankcase (.002-3-5-10)	AR	AR	AR	AR
13-20223	24	Lockwasher, end cap to crankcase	3	-	3	-
10-28782	25	Screw, end cap mounting	3	-	3	-
10-29198	25	Screw, end cap mounting	-	3	-	3
*27-26923	27	Gasket, cylinder block to manifold plate	1	1	1	1
*26922	26	Plate, exhaust manifold	1	1	1	1
*27-26923	27	Gasket, manifold plate to cover	1	1	1	1
*28240	28	Cover, exhaust manifold	1	1	1	1
10-28668	29	Screw, manifold cover mounting	15	15	15	13
10-28666	29	Screw, manifold cover mounting	-	-	-	2
12-20028	30	Washer, cover mounting screw	2	2	2	2
27-20030	31	Gasket, transfer port cover	4	-	4	-
27-27936	31	Gasket, transfer port cover	-	2	-	2
25206	32	Cover, transfer port	4	-	4	-
27935	32	Cover, transfer port	-	2	-	2
10-20540	34	Screw, transfer port cover mounting	8	-	8	-
12-20028	33	Washer, transfer port cover screw	8	6	8	6
1000-1A1	35	Cylinder Block Cover Assembly	1	1	1	1
23-26348	--	Bushing, cylinder block cover	2	2	2	2
27-22333	36	Gasket, cylinder block cover	1	1	1	1
10-20653	37	Screw, cylinder block cover mounting	10	10	10	10
11-24652	38	Nut, cover mounting screw	10	10	10	10

\* See Section II - Powerhead, Page 35 and 36, Master Service Manual

# CYLINDER BLOCK AND CRANKCASE ASSEMBLY





CRANKSHAFT - PISTONS & CONNECTING RODS

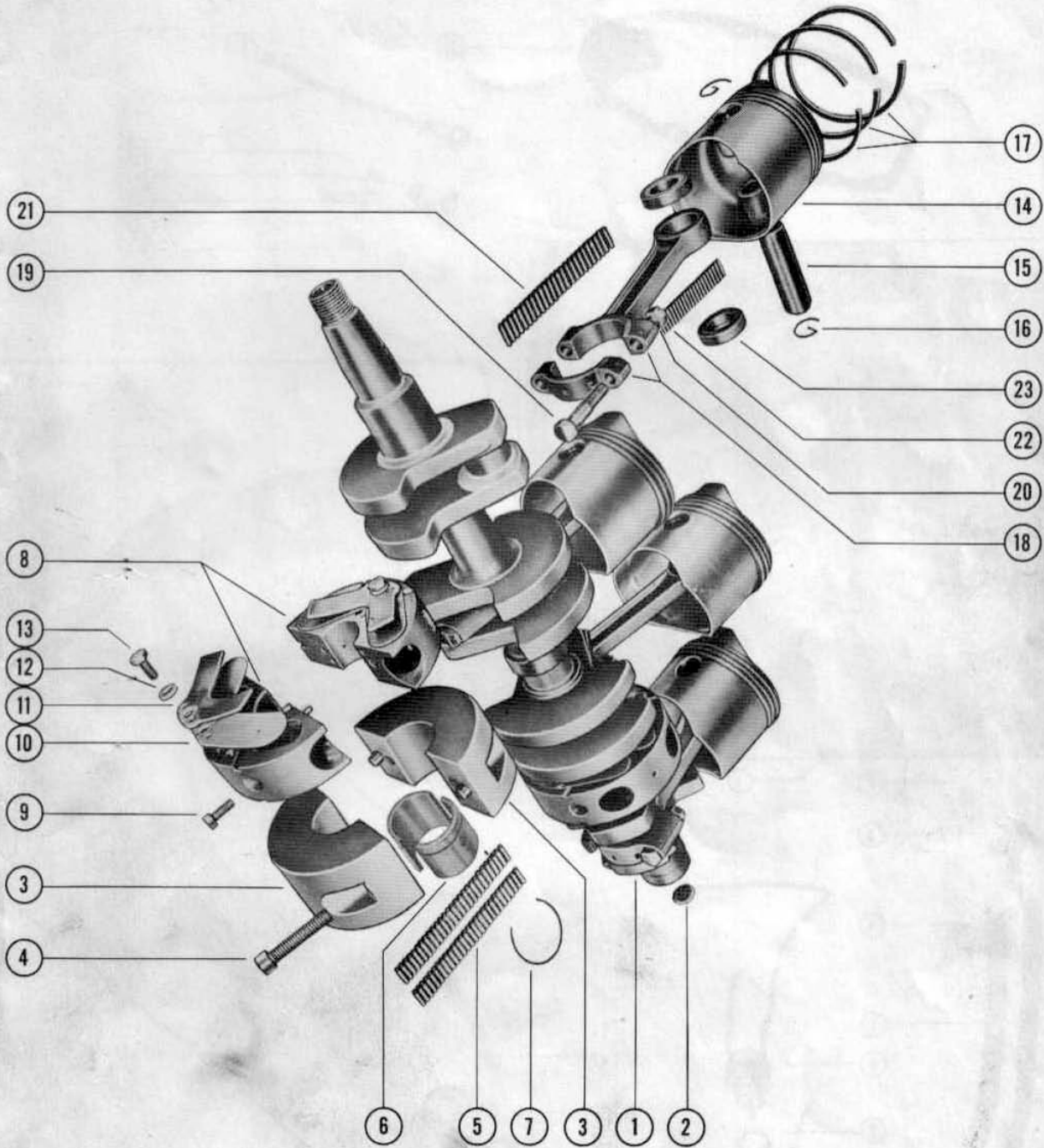
PART NO.	REF. NO.	DESCRIPTION	MK30H	MK30H -1	MK55H	MK55H -1
●400-1396A1	1	Crankshaft Assembly (with 28-27773 key)	*1	-	-	-
400-1318	1	Crankshaft (use 28-20094 key)	-	1	-	-
●400-1395A1	1	Crankshaft Assembly (with 28-27773 key)	-	-	*1	-
400-1319	1	Crankshaft (use 28-20094 key)	-	-	-	1
20043	2	Oiler, felt - drive shaft spline	-	-	1	1
500-1030A1	3	Center Main Bearing Assembly	1	1	1	-
500-12A2	3	Center Main Bearing Assembly	-	-	-	1
17-20032	-	Dowel Pin, center main bearing	2	2	2	2
10-20482	4	Screw, center main bearing clamping	2	2	2	2
29-20046	5	Bearing, needle	56	56	56	56
20047	6	Race, outer	1	1	1	1
53-20048	7	Snap Ring, outer race clamping	1	1	1	1
17-20379	-	Dowel Pin (stepped)	1	1	1	1
501-431A2	8	Main Bearing Assembly (valve type)	2	-	-	-
526-1436A1	8	Main Bearing Assembly (valve type)	-	2	-	2
501-1144A2	8	Main Bearing Assembly (valve type)	-	-	2	-
17-20032	-	Dowel Pin, main bearing	20	20	20	20
10-20049	9	Screw, main bearing clamping	4	4	4	4
34-20888	10	Reed Set, matched - main bearing	2	2	2	2
34-20053	11	Reed Stop, main bearing reed valves	8	8	8	8
12-26014	12	Washer, reed stop mounting screw	8	8	8	8
10-20055	13	Screw, reed stop mounting	8	8	8	8
717-1182A4	14	Piston & Piston Pin Assembly	4	4	-	-
700-1142A1	14	Piston & Piston Pin Assembly	-	-	4	-
●726-1611A4	14	Piston & Piston Pin Assembly	-	-	-	4
N. S. S.	15	Pin, piston	4	4	4	4
40-20057	16	Lock Ring, piston pin	8	8	8	8
39-21680	17	Ring, piston	12	12	-	-
39-20058	17	Ring, piston	-	-	12	12
600-7A1	18	Connecting Rod & Cap Assembly	4	4	4	4
10-20060	19	Screw, connecting rod	8	8	8	8
11-20061	20	Nut, connecting rod	8	8	8	8
29-20046	21	Bearing, needle - crankpin	100	100	100	100
29-20063	22	Bearing, needle - piston pin	88	88	88	88
12-20064	23	Washer, needle locating	8	8	8	8

\* Production engines used 28-20661 key, flywheel drive. When crankshaft replacement is required, check size of keyway...  
 28-20661 (3/4" dia x 3/16" thick)                      28-27773 (1/2" dia x 3/16" thick)

Oversize Pistons and Rings

708-1179A1	--	Piston & Piston Pin Assembly (.015 o. s.)	4	-	-	-
717-1415A1	--	Piston & Piston Pin Assembly (.015 o. s.)	-	4	-	-
716-1178A1	--	Piston & Piston Pin Assembly (.015 o. s.)	-	-	4	-
●726-1612A1	--	Piston & Piston Pin Assembly (.015 o. s.)	-	-	-	4
39-20993	--	Rings, piston (.015 o. s.)	12	12	--	--
39-20992	--	Rings, piston (.015 o. s.)	--	--	12	12


# CRANKSHAFT - PISTONS & CONNECTING RODS



BOTTOM COWL ASSEMBLY

PART NO.	REF. NO.	DESCRIPTION	MK30H	MK30H -1	MK55H	MK55H -1
103-1140A1	1	Bottom Cowl Assembly	1	1	1	1
23-25194	-	Bushing, oilite	1	1	1	1
21041	2	Insert, tap-loc	1	1	1	1
23760	-	Baffle, bottom cowl	1	1	1	1
10-21106	-	Screw, baffle to bottom cowl	3	3	3	3
22-20781	3	Elbow, magneto vent tube	2	-	2	2
22-25885	3	Elbow, magneto vent tube	-	2	-	-
32-29164	4	Tube, vent - magneto (10 1/2")	2	-	2	2
32-26338	4	Tube, vent - magneto inlet (8 3/4")	-	1	-	-
32-26330	5	Tube, vent - magneto outlet (11")	-	1	-	-
25710	6	Switch, magneto shorting	1	1	1	1
11-21971	7	Nut, shorting switch to bottom cowl	2	2	2	2
10-21106	-	Screw, shorting switch ground lead to bottom cowl	1	1	1	1
25791A1	8	Bracket & Screw Assembly	1	1	1	1
25787	9	Plate, bracket	1	1	1	1
25788	10	Plate, clamping	1	1	1	1
10-20456	11	Screw, clamping plate to bracket plate	2	2	2	2
11-20190	12	Nut, clamping plate screw	2	2	2	2
12-20546	13	Washer, bracket assembly screw	1	1	1	1
12-24666	14	Washer, bracket assembly screw	1	1	1	1
13-26993	15	Lockwasher, bracket assembly screw	1	1	1	1
11-25783	16	Nut, bracket plate fastening	1	1	1	1
10-25785	17	Screw, bracket assembly to bottom cowl	1	1	1	1
13-20758	18	Lockwasher, bracket to bottom cowl screw	1	1	1	1
12-25790	19	Washer, bracket to bottom cowl screw	1	1	1	1
25779	20	Bracket, magneto control	1	1	1	1
23-20304	21	Bushing, nylon - control bracket	1	1	1	1
17-23928	22	Roll Pin, control bracket pin	1	1	1	1
23-21008	23	Bushing, steel - control bracket	1	1	1	1
23-20008	24	Bushing, nylon - control bracket	1	1	1	1
25786	25	Plate, swivel - control bracket (brass)	1	1	1	1
10-25781	26	Screw, set - swivel plate	2	2	2	2
10-21077	27	Screw, control bracket to bottom cowl	1	1	1	1
12-21040	28	Washer, control bracket screw	1	1	1	1
24-25695	29	Spring, tension - control bracket to vent elbow	1	1	1	1
21968	30	Stop Block, throttle adjusting	1	1	1	2
12-21967	31	Washer, stop block screw	1	1	1	2
10-20474	32	Screw, stop block holding	1	1	1	2
397-416A3	33	Ground Strap Assembly, cowl to cylinder block	1	1	1	1
10-20055	36	Screw, ground strap to bottom cowl	1	1	1	1
13-20554	35	Washer, shakeproof - ground strap screw	1	1	1	1
11-20645	34	Nut, ground strap screw	1	1	1	1
27-20389	--	Gasket, bottom cowl to drive shaft housing	1	1	1	1
27-20390	37	Gasket, powerhead to bottom cowl	1	1	1	1
38-27720	--	Plate, trade mark - bottom cowl	-	-	-	1
53-25539	--	Fastener, plate to bottom cowl	-	-	-	2

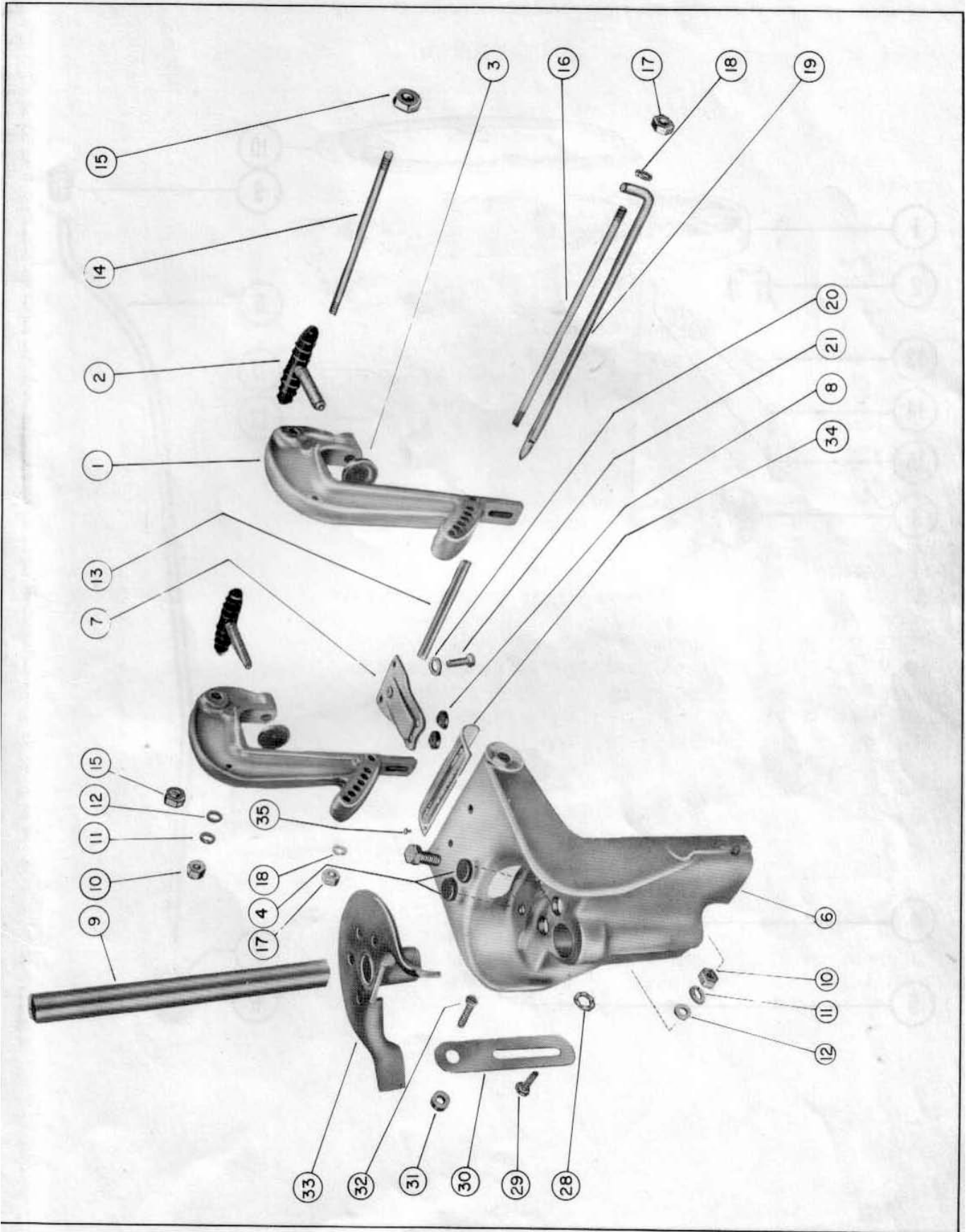
# BOTTOM COWL ASSEMBLY



CLAMP AND SWIVEL BRACKET

PART NO.	REF. NO.	DESCRIPTION	MK30H	MK30H -1	MK55H	MK55H -1
1427-1081A1	1	Clamp Bracket Assembly	2	2	2	2
22477	2	Thumb Screw Assembly	2	2	2	2
12-20214	3	Washer, thumb screw	2	2	2	2
1401-1095A1	6	Swivel Bracket Assembly	1	1	1	1
23026	4	Disc, friction	3	3	3	3
22-23612	-	Fitting, grease	1	1	1	1
20342	7	Plate, clamp	1	1	1	1
23026	8	Disc, friction	3	3	3	3
17-20230	9	Swivel Pin	1	1	1	1
19-25705	-	Plug, swivel pin hole	1	1	1	1
11-20088	10	Nut, lever anchor screw	4	4	4	4
13-20147	11	Lockwasher, lever anchor screw	4	4	4	4
12-20028	12	Washer, lever anchor screw	4	4	4	4
23-20222	13	Spacer, clamp bracket	1	1	1	1
28122	14	Tube, tilt - clamp bracket to swivel bracket	1	1	1	1
11-25599	15	Nut, clamp bracket tilt tube	2	2	2	2
25606	--	Cap, threaded - tilt tube	2	2	2	2
54-25735	--	Clip, safety chain	1	1	1	1
16-20221	16	Stud, clamp bracket	1	1	1	1
11-20083	17	Nut, clamp bracket stud	2	2	2	2
13-26993	18	Lockwasher, clamp bracket stud nut	2	2	2	2
17-20225	19	Tilt Lock Pin	1	1	1	1
13-21804	20	Lockwasher, clamp plate screw	1	1	1	1
10-26065	21	Screw, clamp plate to swivel bracket	1	1	1	1
15-25600	--	Shim, clamp bracket tilt tube	2	2	2	2
13-20846	28	Wave Washer, retaining screw	2	2	2	2
10-29237	29	Screw, retaining - tilt stop lever	2	2	2	2
20215	30	Lever, tilt stop	2	2	2	2
23-20216	31	Spacer, tilt stop lever	2	2	2	2
10-20217	32	Screw, anchor - tilt stop lever	2	2	2	2
21906	33	Co-pilot Disc	1	1	1	1
38-25757	34	Serial Plate	1	1	-	-
38-25684	34	Serial Plate	-	-	1	1
10-25612	35	Screw, drive - serial plate fastening	4	4	4	4
10-26483	--	Bolt, carriage - clamp bracket to boat transom	-	-	-	2
12-26485	--	Washer, carriage bolt	-	-	-	2
11-26484	--	Nut, carriage bolt	-	-	-	2

# CLAMP AND SWIVEL BRACKET ASSEMBLY



DRIVE SHAFT HOUSING ASSEMBLY

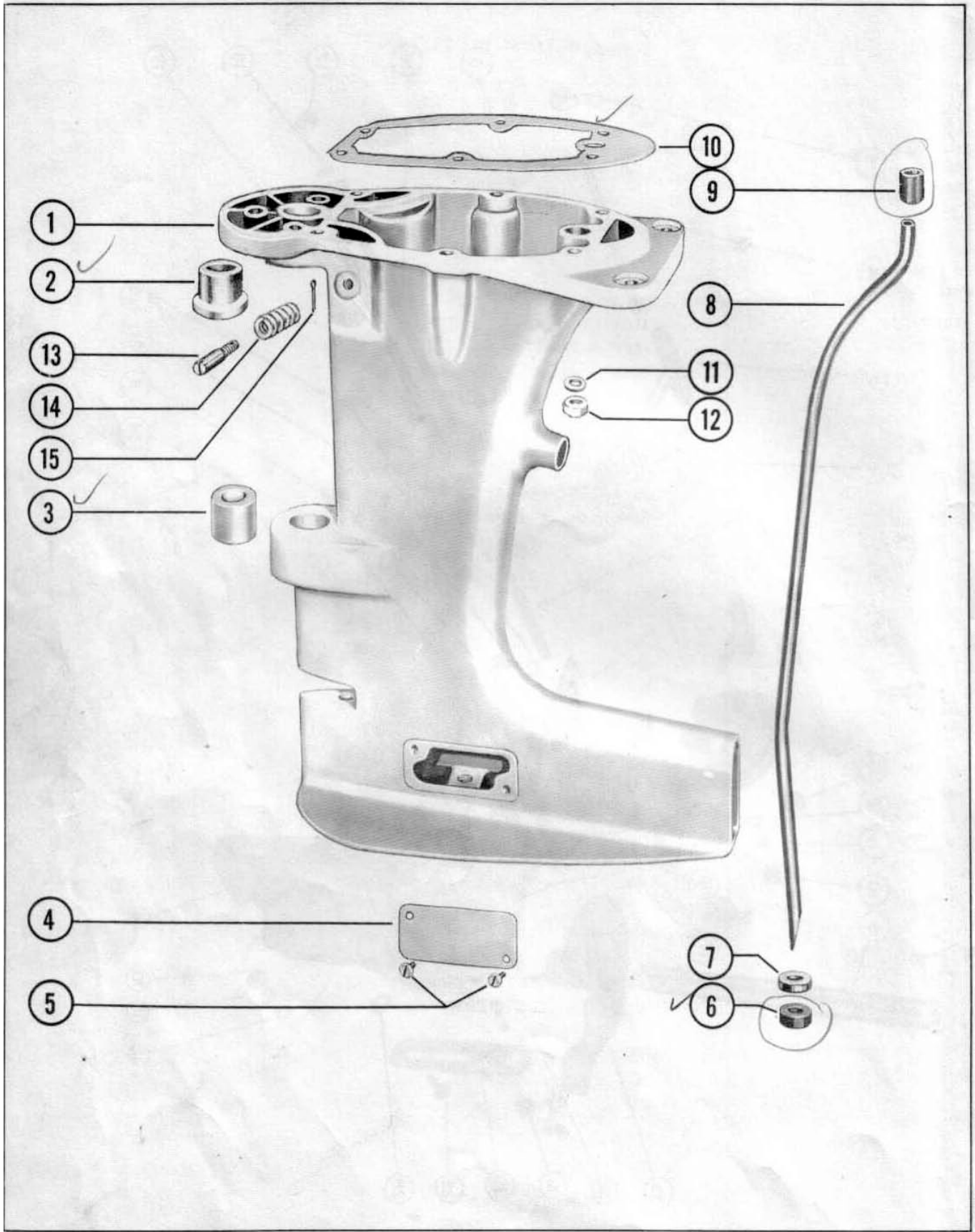
PART NO.	REF. NO.	DESCRIPTION	MK30H	MK30H -1	MK55H	MK55H -1
1505-1115A1	1	Drive Shaft Housing Assembly	1	1	-	-
1505-1091A1	1	Drive Shaft Housing Assembly	-	-	1	1
23-20196	2	Bushing, upper	1	1	1	1
23-20199	3	Bushing, lower	1	1	1	1
20682	4	Plate, cover	1	1	1	1
10-20681	5	Screw, cover plate fastening	2	2	2	2
12-20684	6	Seal, rubber - water tube	1	1	1	1
12-20683	7	Washer, water tube seal	1	1	-	-
12-21904	7	Washer, water tube seal	-	-	1	1
32-25777	8	Tube, water inlet	1	1	-	-
32-25687	8	Tube, water inlet	-	-	1	1
26-25192	9	Seal, rubber - water inlet tube	1	1	1	1
27-20389	10	Gasket, bottom cowl to housing	1	1	1	1
27-20390	--	Gasket, powerhead to bottom cowl	1	1	1	1
12-20084	11	Washer, powerhead studs	8	8	8	8
11-25594	12	Nut, powerhead studs	8	8	8	8
10-21070	13	Screw, co-pilot to drive shaft housing	2	2	2	2
24-20229	14	Spring, co-pilot screw	2	2	2	2
18-21071	15	Cotter Pin, co-pilot screw holding	2	2	2	2

INSIDE AND OUTSIDE STEERING

PART NO.	DESCRIPTION	MK30H	MK30H -1	MK55H	MK55H -1
25331A2	*Inside Steering Bracket Assembly	1	1	1	1
10-21574	Screw, inside steering bracket	1	1	1	1
12-20103	Washer, inside steering bracket pin	1	1	1	1
11-21528	Nut, inside steering bracket pin	1	1	1	1
20892A1	Outside Steering Bar	1	1	1	1
10-20639	Screw, steering bar attaching	2	2	2	2
13-26993	Lockwasher, steering bar screw	2	2	2	2
11-20640	Nut, steering bar screw	2	2	2	2
29071A1	*Ride-Guide Steering Wheel Kit	1	1	1	1
29173A1	*Ride-Guide Motor Attaching Kit	1	1	1	1
25917A7-A20	*Ride-Guide Steering Cable Ass'y (7 ft. thru 20 ft.)	1	1	1	1

\* Not standard equipment

# DRIVE SHAFT HOUSING ASSEMBLY

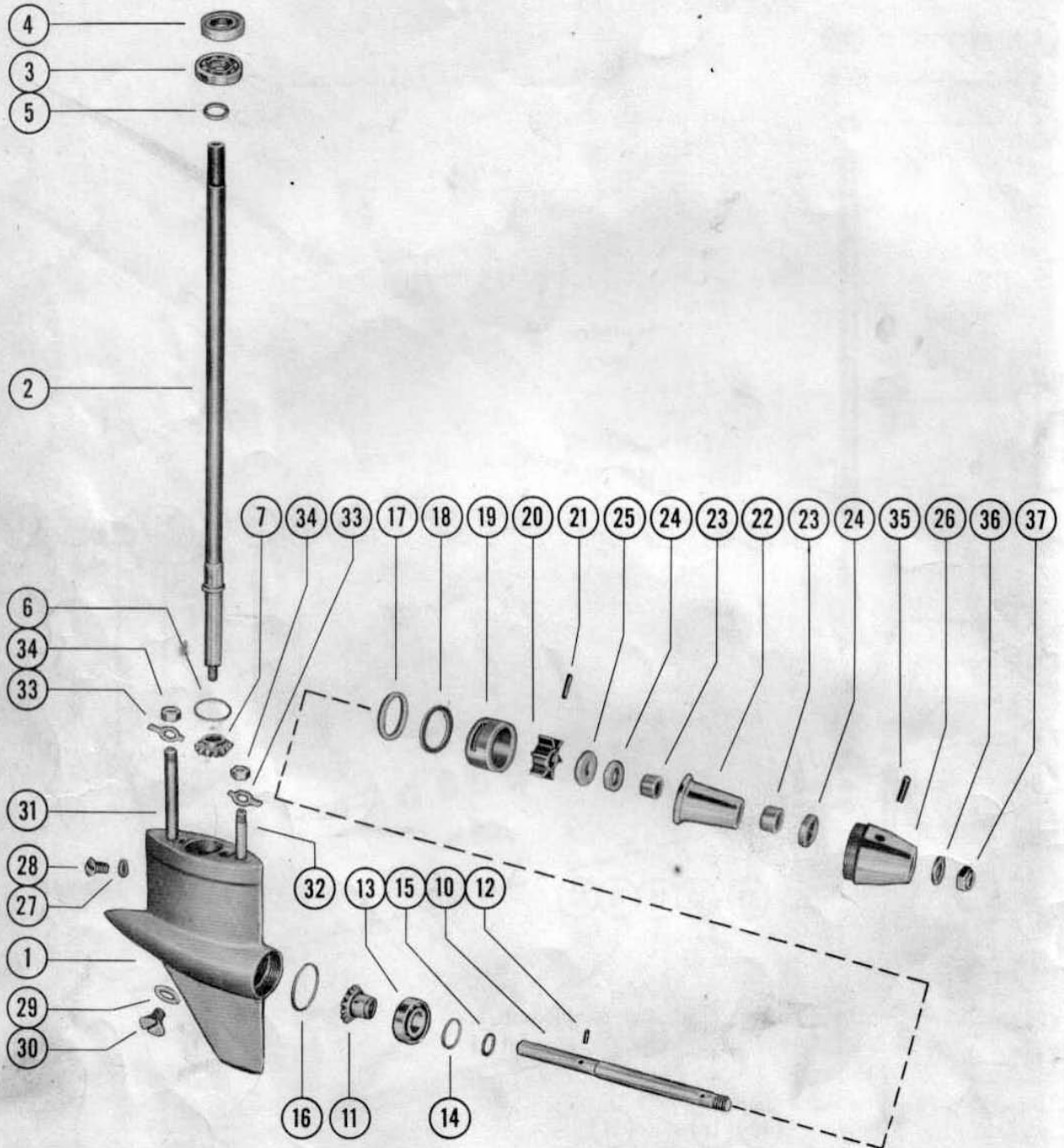




GEAR HOUSING ASSEMBLY

PART NO.	REF. NO.	DESCRIPTION	MK30H	MK30H -1
1604-1116A1	-	Gear Housing Assembly, Complete	1	1
1604-1116A2	1	Gear Housing Assembly	1	1
31-20904	-	Bearing, roller - propeller shaft	1	1
31-20908	-	Bearing, roller - drive shaft	1	1
10-21048	-	Plug, headless	1	1
16-25758	31	Stud, gear housing to drive shaft housing (long)	1	1
16-20901	32	Stud, gear housing to drive shaft housing (short)	1	1
45-25726	2	Drive Shaft	1	1
30-25728	3	Bearing, ball - drive shaft	1	1
25727A1	4	Pilot and Oil Seal Assembly	1	1
26-20070	5	Oil Seal	1	1
15-20919	6	Shim, drive shaft bearing to gear housing (.002-3-5)	AR	AR
43-25692	7	Gear, pinion	1	1
13-20921	8	Lockwasher, pinion gear locking nut	1	1
11-20922	9	Nut, pinion gear locking	1	1
44-20923	10	Shaft, propeller	1	1
43-25693	11	Gear, propeller	1	1
17-20937	12	Pin, propeller gear to shaft	1	1
30-20938	13	Bearing, ball - propeller shaft	1	1
15-20939	14	Shim, propeller gear bearing to snap ring (.003-5-10)	AR	AR
53-20940	15	Ring, snap - ball bearing to propeller gear	1	1
15-20941	16	Shim, propeller shaft bearing to gear hsg. (.002-3-5-10)	AR	AR
12-20942	17	Washer, sealing - water pump cartridge	1	1
25-20812	18	Seal, rubber - water pump cartridge	1	1
46-20943A1	19	Water Pump Cartridge Assembly	1	1
26-20903	--	Oil Seal	1	1
47-20945	20	Impeller, water pump	1	1
28-20946	21	Key, impeller drive	1	1
46-20905A1	22	Water Pump Cover Assembly	1	1
31-20904	23	Bearing, roller	2	2
26-20903	24	Oil Seal	2	2
20947	25	Plate, water pump cover	1	1
20902	26	Cover, gear housing	1	1
12-20262	27	Washer, gear housing vent screw	1	1
10-28653	28	Screw, gear housing vent	1	1
12-20260	29	Washer, grease filler hole screw	1	1
10-28634	30	Screw, grease filler hole	1	1
12-20413	33	Washer, gear housing studs	2	2
11-25269	34	Nut, gear housing studs	2	2
17-25971	35	Pin, shear	1	1
12-20959	36	Washer, propeller nut	1	1
11-20958	37	Nut, propeller	1	1

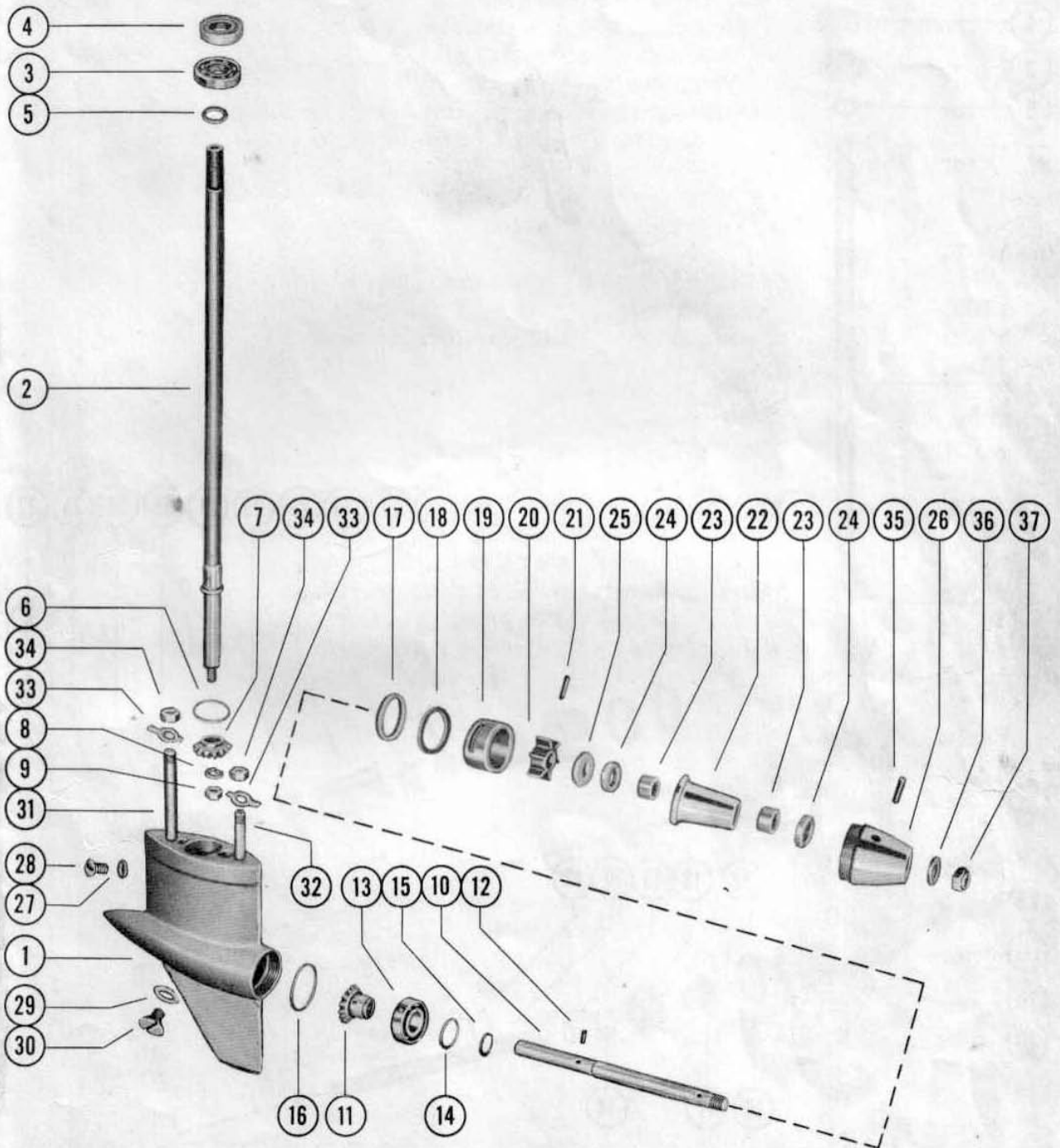
# GEAR HOUSING ASSEMBLY



GEAR HOUSING ASSEMBLY

PART NO.	REF. NO.	DESCRIPTION	MK55H	MK55H
				-1
1603-1148A2	-	Gear Housing Assembly, Complete	1	1
1603-1148A1	1	Gear Housing Assembly	1	1
31-20790	-	Bearing, roller - propeller and drive shaft	2	2
10-25853	-	Plug, headless	1	1
16-24585	31	Stud, gear housing to drive shaft housing (long)	1	1
16-20313	32	Stud, gear housing to drive shaft housing (short)	1	1
45-25681	2	Drive Shaft	1	1
30-21776	3	Bearing, ball - drive shaft	1	1
25842A1	4	Pilot and Oil Seal Assembly	1	1
26-26782	5	Oil Seal	1	1
15-21887	-	Shim, ball bearing to drive shaft (.003-5-10)	AR	AR
15-21886	6	Shim, ball bearing to gear housing and pilot (.002-3-5-10)	AR	AR
43-25736	7	Gear, pinion	1	1
14-20806	-	Tab Washer, pinion gear screw	1	1
10-20807	-	Screw, pinion gear to drive shaft	1	1
44-21897	10	Shaft, propeller	1	1
43-25722	11	Gear, propeller	1	1
17-21156	12	Pin, propeller gear to shaft	1	1
30-21889	13	Bearing, ball - propeller shaft	1	1
15-21158	14	Shim, propeller gear bearing to snap ring (.003-5-10)	AR	AR
53-21159	15	Ring, snap - ball bearing to propeller gear	1	1
15-21884	16	Shim, prop shaft bearing to gear housing (.002-3-5-10)	AR	AR
15-21884	16	Shim, prop shaft bearing to gear housing (.031)	2	2
12-21890	17	"L" Washer, sealing - water pump cartridge	1	1
42-21891	18	Seal, rubber - water pump cartridge	1	1
46-21892A1	19	Water Pump Cartridge Assembly	1	1
26-21589	--	Oil Seal	1	1
17-20375	--	Pin, groove	1	1
47-21893	20	Impeller, water pump	1	1
28-20946	21	Key, impeller drive	1	1
46-21587A1	22	Water Pump Cover Assembly	1	1
31-22640	23	Bearing, roller	2	2
26-21589	24	Oil Seal	2	2
21591	25	Plate, cover	1	1
21590	26	Cover, gear housing	1	1
12-20262	27	Washer, gear housing vent screw	1	1
10-28653	28	Screw, gear housing vent	1	1
12-20260	29	Washer, grease filler hole screw	1	1
10-28634	30	Screw, grease filler hole	1	1
12-20413	33	Washer, gear housing studs	2	2
11-25269	34	Nut, gear housing studs	2	2
17-21898	35	Pin, shear	1	1
12-21901	36	Washer, propeller nut	1	1
11-21899	37	Nut, propeller	1	1

# GEAR HOUSING ASSEMBLY



FUEL TANK ASSEMBLY

PART NO.	REF. NO.	DESCRIPTION	MK30H	MK30H	MK55H	MK55H
				-1		-1
1203-335A6	1	Fuel Tank Assembly	1	1	1	1
1203-335A2	-	Fuel Tank and Cap Assembly	1	1	1	1
12-24798	2	Washer, drain plug screw	1	1	1	-
10-24799	3	Screw, drain plug	1	1	1	-
37-28698	4	Decal, fuel tank	1	1	1	1
36-22222A2	5	Filler Cap Assembly	1	1	1	1
27-22851	6	Gasket, filler cap to tank	1	1	1	1
53-22220	7	"E" Ring, spring retaining	1	1	1	-
12-22226	8	Washer, vent screw spring	1	1	1	-
11-28587	-	Washer, vent screw spring	-	-	-	1
24-22227	9	Spring, vent screw	1	1	1	1
27-22225	10	Gasket, vent screw	1	1	1	1
22228	--	Baffle, vent screw	1	1	1	1
10-22224	11	Screw, vent - filler cap	1	1	1	1
25426A2	12	Primer Bulb and Fuel Line Assembly	1	1	1	1
32-22331A2	13	Fuel Line Pickup Assembly	1	1	1	1
22831A1	14	Check Unit Assembly, fuel line	1	1	1	1

PROPELLERS (Not Standard Equipment)

Mark 30H		
48-25844	Propeller	"C" Hydro
48-25845	Propeller	"C" Utility
48-26003-C	Propeller	Carburetor Adjusting
Mark 55H		
●48-29468	Propeller	"D" Hydro
48-24588	Propeller	"D" Utility
48-26003-D	Propeller	Carburetor Adjusting

ACCESSORIES

Gasket Set (Motor Overhaul) Mark 30H & 30H-1. . . . .	27-25935
Gasket Set (Motor Overhaul) Mark 55H. . . . .	27-25961
Gasket Set (Motor Overhaul) Mark 55H-1. . . . .	●27-29369
Decal Set Mark 30H . . . . .	37-25554
Decal Set Mark 30H-1 . . . . .	37-28433
Decal Set Mark 55H . . . . .	37-25615
Decal Set Mark 55H-1 (Colored Motors) . . . . .	37-28988
Decal Set Mark 55H-1 (White Motors) . . . . .	39-28989
Decal Solution (Pint Bottle). . . . .	92-25143
Gasket & Packing Set (Carburetor AJ-51A). . . . .	1399-1145
Repair Parts Kit (Carburetor AJ-51A). . . . .	1399-1146
Shipping Carton (Fuel Tank). . . . .	25037
Mark 30H & Mark 55H Parts List, Complete . . . . .	90-26155

**SERIAL NUMBERS:**

Mark 35AM . . . . .	1217222 thru 1262984
Mark 35AE . . . . .	1218472 thru 1266884
Merc 300M . . . . .	1275385 thru 1353947
Merc 300E . . . . .	1271885 thru 1356947
Merc 350M and Merc 350E . . . . .	1445139 and below
Merc 350M-1 . . . . .	1445140 thru 1448139

**INDEX:**

	<u>Page</u>
Bottom Cowl Assembly . . . . .	21
Carburetor Assembly . . . . .	12
Carburetor Linkage and Choke Solenoid . . . . .	13
Clamp and Swivel Bracket . . . . .	24
Cowling and Front Cover . . . . .	3
Crankshaft, Piston and Connecting Rod . . . . .	20
Cylinder Block and Crankcase Assembly . . . . .	17
Drive Shaft Housing Assembly . . . . .	23
Flywheel Assembly and Stator . . . . .	3
Fuel Pump Assembly . . . . .	16
Fuel Tank Assembly . . . . .	27
Gear Housing Assembly . . . . .	28 and 29
Magneto Adaptor and Pilot Assembly . . . . .	6 and 7
Magneto Assembly (Internal Parts) . . . . .	9
Propellers . . . . .	31
Rectifier, Starter Solenoid and Wiring Harness . . . . .	31
Remote Control Cable Assembly . . . . .	31
Remote Control Assembly (Electric) . . . . .	31
Remote Control Assembly (Standard) . . . . .	31
Starter Motor Assembly (Delco-Remy) . . . . .	31
Top Cowl and Starter Assembly . . . . .	2

*(See Page 25 for Mark 35AS Parts List.)*

*(See Page 25 for Merc 300S Parts List.)*

*(See Page 25 for Merc 350S Parts List.)*

■ Contents of A-27-26998A1 Gasket Set

ACCESSORIES

Battery . . . . .	C-35190
Battery Box Assembly . . . . .	C-91-32144
Decal Solution (Pint Bottle) . . . . .	C-91-25143-1
Gasket Set . . . . .	A-27-26998A1
Flushing Assembly . . . . .	C-24789A1
Gear Lubricant . . . . .	C-92-29409-12
Glue (Blanket Adhesive) . . . . .	C-92-25234-1
Shipping Carton (Fuel Tank) . . . . .	A-94-29616
Mark 35A, Merc 300, Merc 350 Parts List . . . . .	C-90-45772

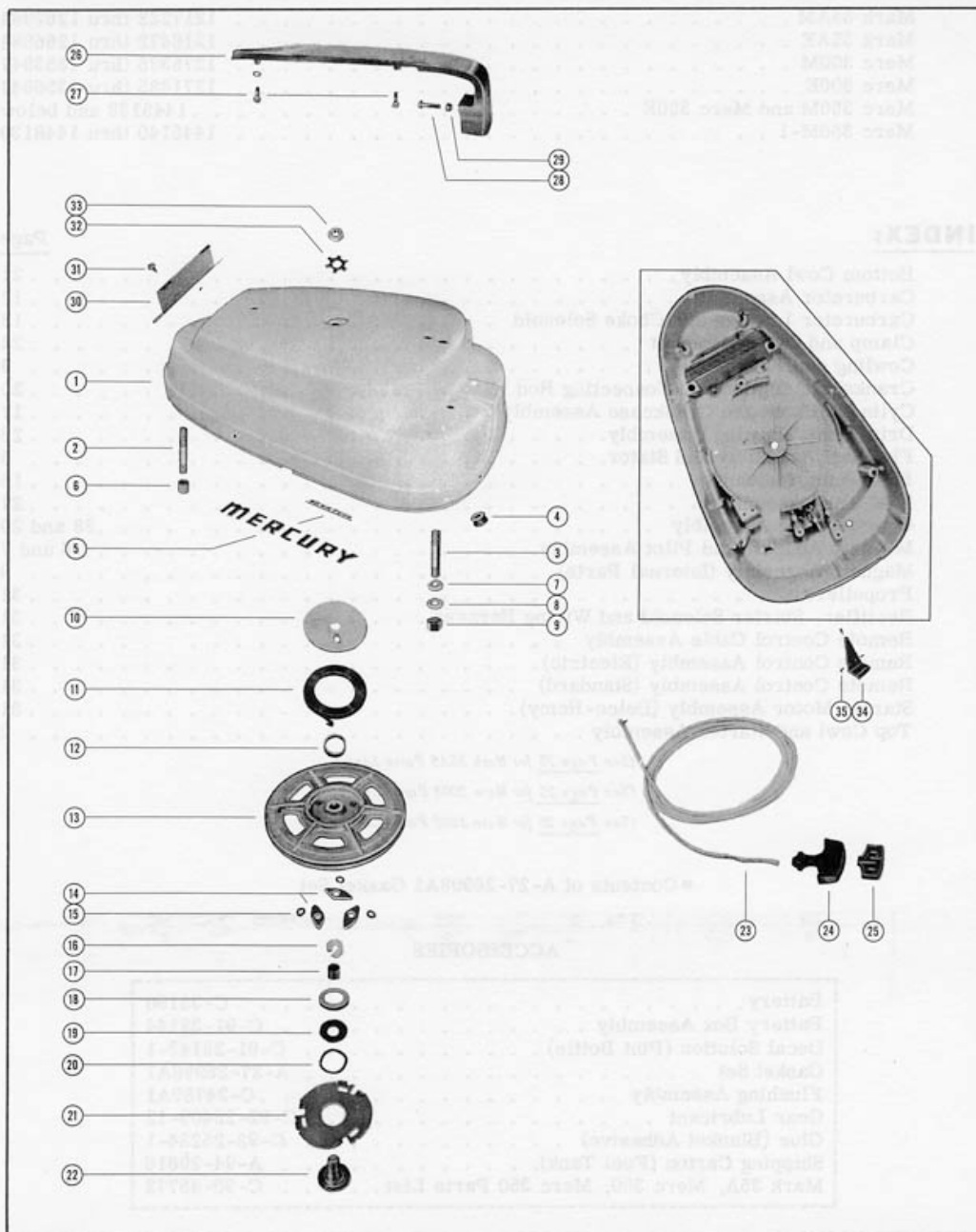
TOP COWL AND STARTER ASSEMBLY

PART NO.	REF. NO.	DESCRIPTION	MARK 35AM	MARK 35AE	MERC 300M	MERC 300E	MERC 350M	MERC 350E	MERC 350M-1
A-177-1600A2	1	Top Cowl Assembly	1	1	1	1	1	1	1
C-16-20500	2	Stud, rear - top cowl to cover	2	2	2	2	2	2	2
C-16-20353	3	Stud, front - top cowl to crankcase	2	2	2	2	2	2	2
C-25-20116	4	Grommet, choke knob	1	1	1	1	1	1	1
A-37-28988A1	5	Decal Set, top cowl (colored engines) - not as shown	1	1	-	-	-	-	-
A-37-28989A1	5	Decal Set, top cowl (white engines) - not as shown	1	1	-	-	-	-	-
A-37-29834A1	5	Decal Set, top cowl (not as shown)	-	-	1	1	-	-	-
A-37-31121A1	5	Decal Set, top cowl	-	-	-	-	1	1	1
C-23-20326	6	Spacer, top cowl stud	2	2	2	2	2	2	2
C-12-20346	7	Washer, top cowl stud (3/4" O.D.)	4	4	4	4	4	4	4
C-12-20028	8	Washer, top cowl stud (1/16" thick)	4	4	4	4	4	4	4
C-12-20583	8	Washer, top cowl stud (1/32" thick)	4	4	4	4	4	4	4
C-11-20361	9	Nut, top cowl fastening	4	4	4	4	4	4	4
A-20155	10	Retainer, starter spring	1	1	1	1	1	1	1
A-24-29340A1	11	Spring, starter rewind	1	1	1	1	1	1	1
A-23-28912	12	Bushing, spring guide	1	1	1	1	1	1	1
A-50-28908	13	Sheave Assembly	1	1	1	1	1	1	-
A-50-30994	13	Sheave Assembly	-	-	-	-	-	-	1
A-20162	14	Pawl, starter	3	3	3	3	3	3	-
A-30596	14	Pawl, starter	-	-	-	-	-	-	3
C-13-29402	15	Washer, wave - starter pawl	3	3	3	3	3	3	-
C-13-30597	15	Washer, wave - starter pawl	-	-	-	-	-	-	3
A-23-28919	16	Bushing, nylon - sheave shaft spacer	1	1	1	1	1	1	1
A-23-28911	17	Spacer, sheave shaft	1	1	1	1	1	1	1
A-26179	18	Retainer, wave washer	1	1	1	1	1	1	1
C-12-26180	19	Washer, wave washer retainer	1	1	1	1	1	1	1
C-13-20160	20	Washer, wave - retainer tension	1	1	1	1	1	1	1
A-20164	21	Plate, retainer starter pawl	1	1	1	1	1	1	-
A-30595	21	Plate, retainer starter pawl	-	-	-	-	-	-	1
A-28913	22	Shaft, sheave	1	1	1	1	1	1	1
A-50-28985A1	23	Starter Cable Assembly	1	1	1	1	1	1	1
A-28747	24	Handle, starter cable	1	1	1	1	1	1	1
A-28748	25	Retainer, starter cable and handle	1	1	1	1	1	1	1
A-28944	26	Handle, top cowl	1	1	1	1	1	1	1
C-10-29199	27	Screw, handle to top cowl	-	-	2	2	2	2	2
C-10-28667	27	Screw, handle to top cowl	2	2	-	-	-	-	-
C-13-26992	--	Lockwasher, handle fastening screw	2	2	-	-	-	-	-
C-10-22421	28	Screw, handle to top cowl	1	1	1	1	1	1	1
C-11-20361	29	Nut, handle fastening screw	1	1	1	1	1	1	1
A-28967	30	Screen, vent - top cowl	1	1	1	1	1	1	1
C-11-28968	--	Nut, speed - vent screen to top cowl	4	4	-	-	-	-	-
C-10-29221	31	Screw, vent screen to top cowl	4	4	4	4	4	4	4
C-14-20165	32	Tab Washer, sheave shaft nut	1	1	1	1	1	1	1
C-11-20166	33	Nut, sheave shaft (left hand thread)	1	1	1	1	1	1	1
A-30045	34	Plate, rope guide (see note #2 below)	-	-	1	1	1	1	1
C-10-28642	35	Screw, drive - rope guide plate to top cowl	-	-	3	3	3	3	3

NOTE #1: On later engines the speed nut bosses used to fasten vent screen to top cowl have been removed. In their place, self tapping screws are now used. Order and replace parts accordingly.

NOTE #2: The A-30045 rope guide plate, used on later engines, can only be installed where holes are provided in top cowl for mounting.

# TOP COWL AND STARTER ASSEMBLY





COWLING AND FRONT COVER

PART NO.	REF. NO.	DESCRIPTION	MARK 35AM	MARK 35AE	MERC 300M	MERC 300E	MERC 350M	MERC 350E	MERC 350M-1
A-175-1562A1	1	Cowl Front Cover Assembly	1	1	-	-	-	-	-
A-175-1641A1	1	Cowl Front Cover Assembly	-	-	1	1	-	-	-
A-175-1856A1	1	Cowl Front Cover Assembly	-	-	-	-	1	1	1
C-26183A	2	Emblem, front cover (see note below)	1	1	1	1	1	1	1
A-10-29552	3	Screw, cover fastening	1	1	1	1	1	1	1
C-12-26162	4	Washer, cover fastening screw	1	1	1	1	1	1	1
C-12-27897	5	Washer, cover fastening screw	1	1	1	1	1	1	1
A-20721	6	Bumper, rubber - front cover (small)	4	4	4	4	4	4	4
A-26901	7	Bumper, rubber - front cover (large)	2	2	2	2	2	2	2
A-28999	8	Blanket, sound absorbing - front cover	1	1	1	1	1	1	1
C-12-29000	9	Washer, blanket to front cover	2	2	2	2	2	2	2
C-11-28968	10	Nut, speed - sound blanket fastening	1	1	1	1	1	1	1
A-107-1015A3	11	Wrap Around Cowl Assembly	1	-	-	-	-	-	-
A-180-1642A2	11	Wrap Around Cowl Assembly	-	-	1	1	1	1	-
A-190-1819A2	11	Wrap Around Cowl Assembly	-	-	-	-	-	-	1
C-21060	12	Handle, cowl latch	2	2	2	2	2	2	2
C-53-21058	13	"E" Ring, cowl latch hinge pin	4	4	4	4	4	4	4
A-17-21057	14	Pin, hinge - cowl latch handle	4	4	4	4	4	4	4
A-25690	15	Swivel, cowl latch	2	2	2	2	2	2	2
A-25691	16	Hook, cowl latch fastening	2	2	2	2	2	2	2
A-24825	17	Blanket, wrap around cowl	1	1	1	1	1	1	1
C-92-25234-1	--	Glue, adhesive - blanket fastening	1	1	1	1	1	1	1
C-92-27109-1	--	Adhesive Compound (3 1/2 ounce kit) emblem fastening	-	-	-	-	1	1	1

NOTE: Emblems for replacement may be ordered in two (2) different color combinations as listed below. Be sure to specify color combination required by adding A1 or A5 suffix to emblem, part number C-26183A.

C-26183A1 Emblem (black background with red and aluminum lettering)  
 C-26183A5 Emblem (aluminum background with red and gold lettering)  
 C-92-27109 Adhesive Compound (3 1/2 ounce kit) emblem fastening

FLYWHEEL ASSEMBLY AND STATOR

PART NO.	REF. NO.	DESCRIPTION	MARK 35AM	MARK 35AE	MERC 300M	MERC 300E	MERC 350M	MERC 350E	MERC 350M-1
C-11-22339	1	Nut, flywheel	1	1	1	1	1	1	1
C-12-26617	2	Washer, flywheel nut	1	1	1	1	1	1	1
A-28-20094	3	Key, flywheel	1	1	1	1	1	1	1
A-208-1535A1	4	Flywheel Assembly (lug height 15/32")	1	-	-	-	-	-	-
A-208-1385A1	4	Flywheel Assembly (lug height 11/32")	1	-	1	-	1	-	1
A-211-1414A4	4	Flywheel Assembly (with spacers)	-	#1	-	-	-	-	-
A-211-1414A2	4	Flywheel Assembly (without spacers)	-	#1	-	-	-	-	-
A-211-1414A7	4	Flywheel Assembly (without spacers)	-	+1	-	1	-	1	-
A-22823	5	Pulley, flywheel	1	1	1	1	1	1	1
C-12-25293	6	Washer, pulley to flywheel	1	1	1	1	1	1	1
A-29788	-	Flange, flywheel pulley	-	-	1	1	1	1	1
A-30306	-	Pulley, flywheel	-	-	1	1	1	1	1
A-29787	-	Hub, flange - flywheel pulley	-	-	1	1	1	1	1
C-17-26618	7	Dowel Pin, flywheel pulley	1	1	1	1	1	1	1
C-12-28927	-	Washer, ratchet to flywheel (1/8" spacer)	-	3	-	-	-	-	-
A-50-25263	8	Ratchet, flywheel	-	1	-	1	-	1	-
C-10-29238	9	Screw, ratchet to flywheel	-	3	-	3	-	3	-
A-398-1455	10	Stator, alternator - flywheel	-	1	-	1	-	1	-
C-22647	11	Disconnect, knife splice - stator lead wire	-	2	-	2	-	2	-
A-32-26528	12	Sleeve, rubber - stator lead wire	-	2	-	2	-	2	-
C-10-29249	13	Screw, stator to upper end cap	-	4	-	4	-	4	-
C-54-24836	14	Clip, stator lead to crankcase flange	-	1	-	1	-	1	-
C-10-25255	15	Screw, stator lead clip fastening	-	1	-	1	-	1	-
C-10-30009	15	Screw, stator lead clip fastening	-	-	-	1	-	1	-


# Use with A-25942 Starter Motor Assembly

+ Use with A-50-29105 Starter Motor Assembly

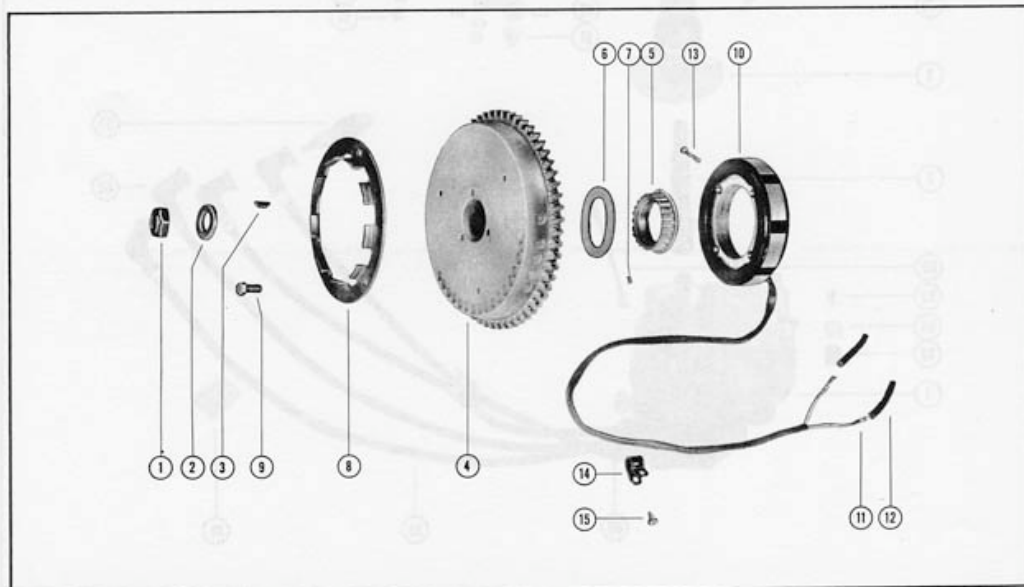
NOTE #1: Whenever replacement of a top cowl is required on early production of Mark 35AE engines, loosen (3) screws holding ratchet. Starter sheave bosses on later top cowls have been lowered to compensate for removal of these spacers. Replace ratchet screws with (3) C-10-29238 screws (3/8" long). Also check lug height whenever flywheel is replaced on Mark 35AM engines. Early production had lugs 15/32" high and later production lugs are 11/32" high. When A-177-1600A2 Top Cowl Assembly is used for replacement, A-208-1385A1 Flywheel Assembly must be used.

NOTE #2: On later production engines, the A-22823 pulley and C-12-25293 washer were replaced by a new 3 piece pulley for the flywheel. This new 3 piece combination can only be used on flywheels which have the 3/32" longer hub length required for new style pulley. Please adjust your ordering of replacement parts accordingly.

Y JIM COWLING AND FRONT COVER



FLYWHEEL ASSEMBLY AND STATOR



Revised March 1966

(MARK 35A, MERC 300, MERC 350)

Page 4

MAGNETO ADAPTOR AND PILOT ASSEMBLY

PART NO.	REF. NO.	DESCRIPTION	MARK 35AM	MARK 35AE	MERC 300M	MERC 300E	MERC 350M	MERC 350E	MERC 350M-1
A-394-2271A2	1	Magneto Assembly, Complete	1	1	1	1	1	1	1
A-45-27951	2	Shaft, magneto drive	1	1	1	1	1	1	1
A-27953A3	-	#Magneto Adaptor and Pilot Assembly, Complete	1	1	-	-	-	-	-
A-29321A5	-	+Magneto Adaptor and Pilot Assembly, Complete	1	1	-	-	-	-	-
A-29321A3	-	Magneto Adaptor and Pilot Assembly, Complete	-	-	1	1	1	1	1
A-27953A1	3	#Magneto Pilot Assembly	1	1	-	-	-	-	-
A-29321A1	3	+Magneto Pilot Assembly	1	1	1	1	1	1	1
A-30-20066	4	Bearing, ball - magneto pilot	1	1	1	1	1	1	1
A-24-27944	5	Spring, horseshoe - magneto pilot	1	1	1	1	1	1	1
C-17-27962	6	Pin, anchor - horseshoe spring to pilot	1	1	1	1	1	1	1
C-12-29245	7	Washer, horseshoe spring to anchor pin	1	1	1	1	1	1	1
A-27946A1	8	Economizer Collar and Pin Assembly	1	1	1	1	1	1	1
C-17-27961	9	Pin, economizer collar - spring retainer	1	1	1	1	1	1	1
C-22-25094	10	Fitting, grease - economizer collar	1	1	1	1	1	1	1
A-27945A1	11	#Throttle Actuator Assembly	1	1	-	-	-	-	-
A-29252A1	11	+Throttle Actuator Assembly	1	1	-	-	-	-	-
A-29557A1	11	Throttle Actuator Assembly	-	-	1	1	1	1	1
A-23-26602	12	Bushing, nylon - throttle actuator	2	2	1	1	1	1	1
C-10-20665	13	Screw, throttle actuator to economizer collar	2	2	2	2	2	2	2
C-12-20128	14	Washer, throttle actuator screw	2	2	2	2	2	2	2
C-27947	15	Swivel, linkage - economizer collar	1	1	1	1	1	1	1
C-25996A1	16	Swivel and Link Rod Assembly	1	1	1	1	1	1	1
A-30043	17	Adaptor, magneto	1	1	1	1	1	1	1
C-22-25094	18	Fitting, grease - magneto adaptor	1	1	1	1	1	1	1
C-12-27939	19	Washer, magneto pilot	1	1	1	1	1	1	1
C-14-27960	20	Tab Washer, adaptor cap fastening	1	1	1	1	1	1	1
C-13-27959	21	Washer, wave - magneto ball bearing tension	1	1	1	1	1	1	1
A-27955	22	Cap, magneto adaptor and pilot fastening	1	1	1	1	1	1	1
C-10-28063	23	Screw, adaptor and pilot to mangeto	4	4	4	4	-	-	-
C-10-30110	23	Screw, adaptor and pilot to mangeto	-	-	-	-	4	4	4
C-13-26992	--	Lockwasher, adaptor and pilot fastening screw	4	4	4	4	-	-	-
C-10-22040	24	Screw, adaptor and pilot to crankcase	3	3	3	3	3	3	3
C-12-20084	25	Washer, adaptor and pilot to crankcase screw	3	3	3	3	3	3	3
C-11-20083	26	Nut, adaptor and pilot to crankcase screw	3	3	3	3	3	3	3
A-27943	27	#Plate, throttle stop	1	1	-	-	-	-	-
A-29277	27	+Plate, throttle stop	1	1	1	1	1	1	1
A-37-29315	28	+Decal, throttle stop plate	1	1	1	1	1	1	1
C-10-24933	29	Screw, throttle stop adjusting	3	3	3	3	3	3	3
C-11-20088	30	Nut, throttle stop adjusting screw	3	3	3	3	3	3	3
A-26852	31	Cap, nylon - adjusting screw	3	3	3	3	3	3	3
C-10-28635	--	Screw, throttle stop plate to adaptor	2	2	-	-	-	-	-
C-13-26992	--	Lockwasher, throttle stop plate fastening screw	2	2	-	-	-	-	-
C-10-29197	32	Screw, throttle stop plate to adaptor	-	-	2	2	2	2	2

# Use thru Serial #1231089

+ Started with Serial #1231090

(CONTINUED ON PAGE 7.)



MAGNETO ADAPTOR AND PILOT ASSEMBLY

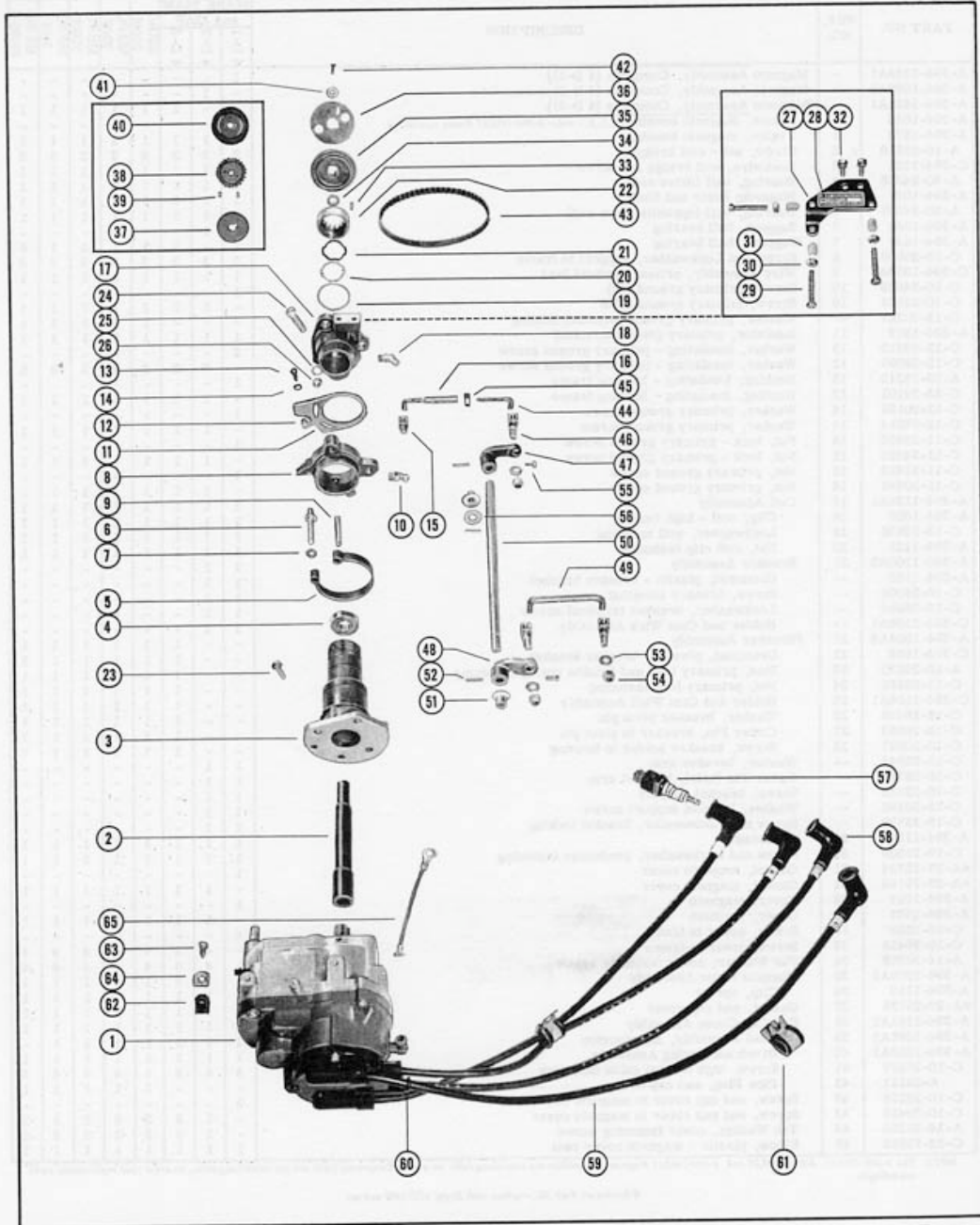
PART NO.	REF. NO.	DESCRIPTION	MARK 35AM	MARK 35AE	MERC 300M	MERC 300E	MERC 350M	MERC 350E	MERC 350M-1
A-28-28657	33	Key, magneto driving	1	1	1	1	1	1	1
A-23-27957	34	Spacer, pulley to magneto adaptor cap	1	1	1	1	1	1	-
A-24807	35	Pulley, driven	1	1	1	1	1	1	-
A-20136	36	Flange, driven pulley	1	1	1	1	1	1	-
A-29784	37	Hub, driven pulley	-	-	1	1	1	1	1
A-29783A1	38	Driven Pulley Assembly	-	-	1	1	1	1	1
C-17-24873	39	Roll Pin, flange locating	-	-	2	2	2	2	2
A-29785	40	Flange, driven pulley	-	-	1	1	1	1	1
C-12-20138	41	Washer, pulley clamping screw	1	1	1	1	1	1	1
C-13-26996	--	Lockwasher, pulley clamping screw	1	1	1	1	-	-	-
C-10-29240	42	Screw, pulley clamping	1	1	1	1	1	1	1
A-20140	43	Belt, timing	1	1	1	1	1	1	1
A-27942A1	--	#Magneto Stop Assembly	1	1	-	-	-	-	-
A-26597	--	#Bumper, rubber - magneto stop	1	1	-	-	-	-	-
C-10-28635	--	#Screw, magneto stop to pilot	2	2	-	-	-	-	-
C-12-20533	--	#Washer, magneto stop fastening screw	2	2	-	-	-	-	-
A-27949	44	Rod, link - upper	1	1	1	1	1	1	1
C-11-25168	45	Nut, upper link rod adjusting	1	1	1	1	1	1	1
C-27948	46	Swivel, upper and lower link rods	3	3	3	3	3	3	3
A-28061	47	Lever, linkage - upper	1	1	1	1	1	1	1
A-27941	48	Lever, linkage - lower	1	1	1	1	1	1	1
A-27950	49	Rod, link - lower	1	1	1	1	1	1	1
A-27940	50	Shaft, vertical	1	1	1	1	1	1	1
A-23-22981	51	Bushing, nylon - vertical shaft	2	2	2	2	2	2	2
C-17-25870	52	Roll Pin, vertical shaft and linkage levers	3	3	3	3	3	3	3
C-12-29245	53	Washer, upper and lower swivel	3	3	3	3	3	3	3
C-11-20361	54	Nut, upper and lower swivel to lever and bracket	3	3	3	3	3	3	3
C-10-25781	55	Screw, set - linkage lever	2	2	2	2	2	2	2
C-12-25866	56	Washer, vertical shaft - center	1	1	1	1	1	1	1
A-33-20127	57	Spark Plug	4	4	4	4	4	4	4
C-20119	58	Protector, spark plug	4	4	4	4	4	4	4
A-23564	59	Cable, high tension lead - spark plug	4	4	4	4	4	4	4
C-25-25429	60	"O" Ring, high tension lead cable to end cap cover	4	4	4	4	4	4	4
C-54-29425	61	Clip, high tension lead cable fastening	2	2	-	-	2	2	2
C-54-20534	61	Clip, high tension lead cable fastening	-	-	2	2	-	-	-
C-54-25231	62	Clip, mercury switch and harness leads	2	2	2	2	2	2	2
C-10-20401	63	Screw, lead clip to magneto	1	1	2	2	1	1	1
C-22789	64	"D" Washer, clip fastening screw	1	1	2	2	1	1	1
A-394-1134A1	65	Ground Strap Assembly, magneto to crankcase	1	1	1	1	1	1	1

NOTE: On later production engines, the A-24807 pulley and A-20136 flange were replaced by a new 3 piece driven pulley. This new 3 piece combination may be used as a replacement part on earlier engines if replaced as a unit. The A-23-27957 spacer is not required with these new style parts.

# Use thru Serial #1231089

(CONTINUED FROM PAGE 6)

# MAGNETO ADAPTOR AND PILOT ASSEMBLY



Revised March 1966

(MARK 35A, MERC 300, MERC 350)

Page 8

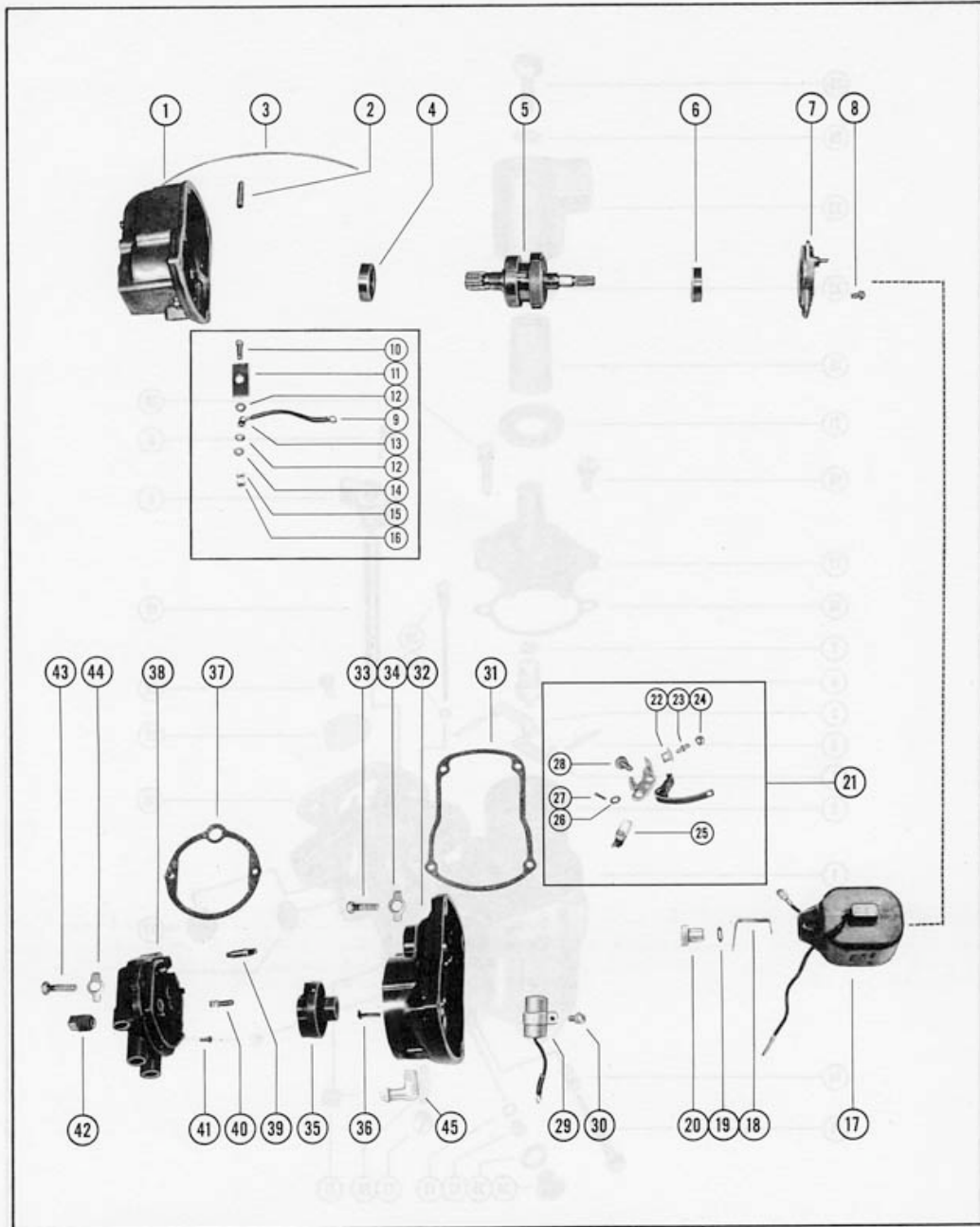
MAGNETO ASSEMBLY (INTERNAL PARTS)

PART NO.	REF. NO.	DESCRIPTION	MARK 35AM and 35AE																		
			D			MERC	MERC	MERC	MERC	MERC	MERC	MERC									
			1	2	3	300M	300E	350M	350E	350M-1	350E	350M-1									
A-394-1069A1	-	Magneto Assembly, Complete (4 D-1)	1	-	-	-	-	-	-	-	-	-	-	-	-	-	-	-	-	-	-
A-394-1069A2	-	Magneto Assembly, Complete (4 D-2) <i>see note below</i>	-	1	-	-	-	-	-	-	-	-	-	-	-	-	-	-	-	-	-
A-394-1652A1	-	#Magneto Assembly, Complete (4 D-3)	-	-	-	1	1	1	1	1	1	1	1	1	1	1	1	1	1	1	1
A-394-1066	1	Frame, magneto housing (N.L.A. - order A-394-1570A1 Frame Assembly)	1	-	-	-	-	-	-	-	-	-	-	-	-	-	-	-	-	-	-
A-394-1570	1	Frame, magneto housing	-	1	1	1	1	1	1	1	1	1	1	1	1	1	1	1	1	1	1
A-10-25510	2	Screw, set - coil bridge	2	2	2	2	2	2	2	2	2	2	2	2	2	2	2	2	2	2	2
C-394-1051	3	Lockwire, coil bridge set screw	1	1	1	1	1	1	1	1	1	1	1	1	1	1	1	1	1	1	1
A-30-24998	4	Bearing, ball (drive end)	1	1	1	1	1	1	1	1	1	1	1	1	1	1	1	1	1	1	1
A-394-1067	5	Magnetic Rotor and Shaft	1	1	1	1	1	1	1	1	1	1	1	1	1	1	1	1	1	1	1
A-30-24997	6	Bearing, ball (opposite drive end)	1	1	1	1	1	1	1	1	1	1	1	1	1	1	1	1	1	1	1
A-394-1068	7	Support, ball bearing	1	1	-	-	-	-	-	-	-	-	-	-	-	-	-	-	-	-	-
A-394-1637	7	#Support, ball bearing	-	-	-	1	1	1	1	1	1	1	1	1	1	1	1	1	1	1	1
C-10-25509	8	Screw and Lockwasher, support to frame	3	3	3	3	3	3	3	3	3	3	3	3	3	3	3	3	3	3	3
C-394-1053A1	9	Wire Assembly, primary ground lead	1	1	1	1	1	1	1	1	1	1	1	1	1	1	1	1	1	1	1
C-10-24609	10	Screw, primary ground (#8)	1	-	-	-	-	-	-	-	-	-	-	-	-	-	-	-	-	-	-
C-10-29182	10	Screw, primary ground (#10)	-	1	1	1	1	1	1	1	1	1	1	1	1	1	1	1	1	1	1
C-12-30267	--	Washer, primary ground terminal holding	-	-	-	-	-	-	-	-	-	-	-	-	-	-	-	-	-	-	-
A-394-1579	11	Insulator, primary ground terminal	1	1	1	1	1	1	1	1	1	1	1	1	1	1	1	1	1	1	1
C-12-25719	12	Washer, insulating - primary ground screw	2	-	-	-	-	-	-	-	-	-	-	-	-	-	-	-	-	-	-
C-12-29099	12	Washer, insulating - primary ground screw	-	2	2	2	2	2	2	2	2	2	2	2	2	2	2	2	2	2	2
A-23-25512	13	Bushing, insulating - housing frame	1	-	-	-	-	-	-	-	-	-	-	-	-	-	-	-	-	-	-
C-23-29101	13	Bushing, insulating - housing frame	-	1	1	1	1	1	1	1	1	1	1	1	1	1	1	1	1	1	1
C-12-20192	14	Washer, primary ground screw	1	-	-	-	-	-	-	-	-	-	-	-	-	-	-	-	-	-	-
C-12-26014	14	Washer, primary ground screw	-	1	1	1	1	1	1	1	1	1	1	1	1	1	1	1	1	1	1
C-11-28656	15	Nut, lock - primary ground screw	1	-	-	-	-	-	-	-	-	-	-	-	-	-	-	-	-	-	-
C-11-24656	15	Nut, lock - primary ground screw	-	1	1	1	1	1	1	1	1	1	1	1	1	1	1	1	1	1	1
C-11-21923	16	Nut, primary ground screw	1	-	-	-	-	-	-	-	-	-	-	-	-	-	-	-	-	-	-
C-11-20645	16	Nut, primary ground screw	-	1	1	1	1	1	1	1	1	1	1	1	1	1	1	1	1	1	1
A-394-1126A1	17	Coil Assembly	1	1	1	1	1	1	1	1	1	1	1	1	1	1	1	1	1	1	1
A-394-1050	18	Clip, coil - high tension	1	1	1	1	1	1	1	1	1	1	1	1	1	1	1	1	1	1	1
C-13-23636	19	Lockwasher, coil terminal	1	1	1	1	1	1	1	1	1	1	1	1	1	1	1	1	1	1	1
A-394-1131	20	Nut, coil clip fastening	1	1	1	1	1	1	1	1	1	1	1	1	1	1	1	1	1	1	1
A-394-1100A3	21	Breaker Assembly	1	1	-	-	-	-	-	-	-	-	-	-	-	-	-	-	-	-	-
A-394-1163	--	Grommet, plastic - breaker bracket	1	1	-	-	-	-	-	-	-	-	-	-	-	-	-	-	-	-	-
C-10-26008	--	Screw, breaker terminal	1	1	-	-	-	-	-	-	-	-	-	-	-	-	-	-	-	-	-
C-13-26994	--	Lockwasher, breaker terminal screw	1	1	-	-	-	-	-	-	-	-	-	-	-	-	-	-	-	-	-
C-394-1106A1	--	Holder and Cam Wick Assembly	1	1	-	-	-	-	-	-	-	-	-	-	-	-	-	-	-	-	-
A-394-1504A6	21	#Breaker Assembly	-	-	-	1	1	1	1	1	1	1	1	1	1	1	1	1	1	1	1
C-393-1586	22	Grommet, plastic - breaker bracket	-	-	-	1	1	1	1	1	1	1	1	1	1	1	1	1	1	1	1
A-16-29230	23	Stud, primary lead and tension spring fastening	-	-	-	1	1	1	1	1	1	1	1	1	1	1	1	1	1	1	1
C-11-29236	24	Nut, primary lead fastening	-	-	-	1	1	1	1	1	1	1	1	1	1	1	1	1	1	1	1
C-394-1106A1	25	Holder and Cam Wick Assembly	-	-	-	1	1	1	1	1	1	1	1	1	1	1	1	1	1	1	1
C-12-26439	26	Washer, breaker pivot pin	-	-	-	1	1	1	1	1	1	1	1	1	1	1	1	1	1	1	1
C-18-26953	27	Cotter Pin, breaker to pivot pin	-	-	-	1	1	1	1	1	1	1	1	1	1	1	1	1	1	1	1
C-10-20597	28	Screw, breaker holder to housing	-	-	-	1	1	1	1	1	1	1	1	1	1	1	1	1	1	1	1
C-12-25944	--	Washer, breaker arm	1	1	-	-	-	-	-	-	-	-	-	-	-	-	-	-	-	-	-
C-18-25723	--	Cotter Pin (hair), bracket arm	1	1	-	-	-	-	-	-	-	-	-	-	-	-	-	-	-	-	-
C-10-22032	--	Screw, bracket support	1	1	-	-	-	-	-	-	-	-	-	-	-	-	-	-	-	-	-
C-12-20192	--	Washer, bracket support screw	1	1	-	-	-	-	-	-	-	-	-	-	-	-	-	-	-	-	-
C-10-25509	--	Screw and Lockwasher, bracket locking	1	1	-	-	-	-	-	-	-	-	-	-	-	-	-	-	-	-	-
A-394-1130	29	Condenser	1	1	1	1	1	1	1	1	1	1	1	1	1	1	1	1	1	1	1
C-10-25509	30	Screw and Lockwasher, condenser fastening	1	1	1	1	1	1	1	1	1	1	1	1	1	1	1	1	1	1	1
A-27-25724	31	Gasket, magneto cover	1	-	-	-	-	-	-	-	-	-	-	-	-	-	-	-	-	-	-
A-27-29166	31	Gasket, magneto cover	-	1	1	1	1	1	1	1	1	1	1	1	1	1	1	1	1	1	1
A-394-1057	32	Cover, magneto	1	-	-	-	-	-	-	-	-	-	-	-	-	-	-	-	-	-	-
A-394-1577	32	Cover, magneto	-	1	1	1	1	1	1	1	1	1	1	1	1	1	1	1	1	1	1
C-10-28257	33	Screw, cover to frame	4	-	-	-	-	-	-	-	-	-	-	-	-	-	-	-	-	-	-
C-10-29418	33	Screw, cover to frame	-	4	4	4	4	4	4	4	4	4	4	4	4	4	4	4	4	4	4
A-14-38359	34	Tab Washer, cover fastening screw	-	4	4	4	4	4	4	4	4	4	4	4	4	4	4	4	4	4	4
A-394-2602A1	35	Magneto Rotor Assembly	1	1	1	1	1	1	1	1	1	1	1	1	1	1	1	1	1	1	1
A-394-1110	36	Clip, spring	1	1	1	1	1	1	1	1	1	1	1	1	1	1	1	1	1	1	1
A-27-25725	37	Gasket, end cap cover	1	1	1	1	1	1	1	1	1	1	1	1	1	1	1	1	1	1	1
A-394-1561A2	38	End Cap Cover Assembly	1	1	1	1	1	1	1	1	1	1	1	1	1	1	1	1	1	1	1
A-394-1065A1	39	Lead Assembly, high tension	1	1	1	1	1	1	1	1	1	1	1	1	1	1	1	1	1	1	1
A-394-1066A1	40	Brush and Spring Assembly	1	1	1	1	1	1	1	1	1	1	1	1	1	1	1	1	1	1	1
C-10-25517	41	Screw, high tension cable fastening	4	4	4	4	4	4	4	4	4	4	4	4	4	4	4	4	4	4	4
A-29121	42	Pipe Plug, end cap cover	-	-	-	1	1	1	1	1	1	1	1	1	1	1	1	1	1	1	1
C-10-28259	43	Screw, end cap cover to magneto cover	2	-	-	-	-	-	-	-	-	-	-	-	-	-	-	-	-	-	-
C-10-29418	43	Screw, end cap cover to magneto cover	-	2	2	2	2	2	2	2	2	2	2	2	2	2	2	2	2	2	2
A-14-38359	44	Tab Washer, cover fastening screw	-	2	2	2	2	2	2	2	2	2	2	2	2	2	2	2	2	2	2
C-22-25885	45	Elbow, plastic - magneto cover vent	1	1	1	1	1	1	1	1	1	1	1	1	1	1	1	1	1	1	1

NOTE: The A-394-1069A1, A-394-1069A2 and A-394-1652A1 Magneto Assemblies are interchangeable as a unit. Component parts are not interchangeable, so order your replacement parts accordingly.

#Started on Mark 35A engines with Serial #1271388 and up.

MAGNETO ASSEMBLY (INTERNAL PARTS)



Revised March 1966

(MARK 35A, MERC 300, MERC 350)



CARBURETOR ASSEMBLY

PART NO.	REF. NO.	DESCRIPTION	MAHK	MAHK	MAHK	MEHC	MEHC	MEHC	MEHC	MEHC	MEHC
			35AM	35AE	35AF	300M	300E	350M	350E	350M-1	
A-1326-1119	1	Carburetor Assembly, Complete (AJ-50A)	0	-	-	-	-	-	-	-	-
A-1326-1604	1	Carburetor Assembly, Complete (AJ-54A)	-	*	▲	-	-	-	-	-	-
A-1334-1701	1	Carburetor Assembly, Complete (KB-2A)	-	-	-	-	-	-	-	-	-
A-1399-110A1	2	Float Assembly	2	2	2	2	2	2	2	2	2
A-17-20853	3	Pin, float lever pinion	4	4	4	4	4	4	4	4	4
A-1399-102	4	Lever, float (lower)	2	2	2	2	2	2	2	2	2
A-1399-101	5	Lever, float (upper)	2	2	2	2	2	2	2	2	2
A-1399-1138	6	Inlet Needle, Seat and Gasket	2	2	2	2	2	2	2	2	2
A-27-25033	7	Gasket, inlet seat	2	2	2	2	2	2	2	2	2
C-10-20847	8	Screw, throttle stop lever	2	2	2	2	2	2	2	2	2
A-1399-97	9	Lever, throttle stop (see note below)	1	1	1	1	1	1	1	1	1
A-1399-933	10	Shaft, throttle	2	2	2	-	-	-	-	-	-
A-1399-1716	10	Shaft, throttle	-	-	-	2	2	2	2	2	2
A-24-20869	11	Spring, throttle shaft return (upper carburetor)	1	1	1	1	1	1	1	1	1
A-24-26890	11	Spring, throttle shaft return (lower carburetor)	1	1	1	1	1	1	1	1	1
A-27-20848	--	Gasket, main adjustment screw gland	2	-	-	-	-	-	-	-	-
A-1399-94	--	Gland, main adjustment screw	2	-	-	-	-	-	-	-	-
A-1399-108	--	Packing, main adjustment screw	2	-	-	-	-	-	-	-	-
A-11-20849	--	Nut, main adjustment screw	2	-	-	-	-	-	-	-	-
A-1399-932	--	Screw, main adjustment	2	-	-	-	-	-	-	-	-
A-1399-1655	12	Jet, main fuel (.055)	-	2	2	2	2	2	2	2	2
A-1399-1653	12	Jet, main fuel (.053)	-	@	@	@	@	@	@	@	@
A-1399-1651	12	Jet, main fuel (.051)	-	@	@	@	@	@	@	@	@
A-1399-1649	12	Jet, main fuel (.049)	-	@	@	@	@	@	@	@	@
C-27-28409	13	Gasket, main fuel jet	2	2	2	2	2	2	2	2	2
A-24-27160	14	Spring, idle adjustment screw	2	2	2	2	2	2	2	2	2
A-1399-931	15	Screw, idle adjustment	2	-	-	2	2	2	2	2	2
A-1399-1623	15	Screw, idle adjustment	-	2	2	-	-	-	-	-	-
A-1399-1713	15	Screw, idle adjustment	-	-	-	2	2	2	2	2	2
A-1399-99	16	Gasket, float bowl cover	2	2	2	2	2	2	2	2	2
A-1399-1133	17	Cover, float bowl	2	2	2	2	2	2	2	2	2
A-1399-1754	18	Screen, filter - not as shown	2	2	2	2	2	2	2	2	2
C-10-20854	19	Screw, float bowl cover (short)	2	2	2	2	2	2	2	2	2
C-10-25850	20	Screw, float bowl cover (long)	2	2	2	2	2	2	2	2	2
A-27-25851	21	Gasket, strainer cover (large)	2	2	2	2	2	2	2	2	2
A-27-25849	22	Gasket, strainer cover (small)	2	2	2	2	2	2	2	2	2
A-1399-1135	23	Cover, strainer	2	2	2	2	2	2	2	2	2
A-27-25848	24	Gasket, strainer cover screw	2	2	2	2	2	2	2	2	2
A-10-25822	25	Screw, strainer cover fastening	2	2	2	2	2	2	2	2	2
A-1399-1715	26	Nozzle, main	-	-	-	2	2	2	2	2	2
C-10-23178	27	Screw, plug - main nozzle	-	-	-	2	2	2	2	2	2
C-10-23035	28	Screw and Lockwasher, throttle shutter	2	2	2	2	2	2	2	2	2
A-1399-107	29	Shutter, throttle	2	2	2	2	2	2	2	2	2
A-1399-960	30	Tube, idle	2	2	2	-	-	-	-	-	-
A-1399-1714	30	Tube, idle	-	-	-	2	2	2	2	2	2
C-10-23030	--	Screw, plug - idle tube	2	2	2	-	-	-	-	-	-
A-27-23180	31	Gasket, idle tube	-	-	-	2	2	2	2	2	2
C-10-20870	32	Screw, plug - body channel	2	-	2	-	-	-	-	-	-
A-10-28405	32	Screw, plug - body channel	-	2	-	-	-	-	-	-	-
C-10-28845	32	Screw, plug - body channel	-	-	-	2	2	2	2	2	2
C-19-20011	33	Welch Plug, body channel	2	2	2	2	2	2	2	2	2
A-10-28405	34	Screw, plug - main fuel jet channel	-	-	-	2	2	2	2	2	2
C-27-28406	35	Gasket, body channel plug screw	-	2	2	2	2	2	2	2	2
A-1399-1145	--	Gasket and Packing Set (1 per carburetor)	2	2	2	-	-	-	-	-	-
A-1399-1717	--	Gasket and Packing Set (1 per carburetor)	-	-	-	2	2	2	2	2	2
A-1399-1146	--	Repair Parts Kit	2	-	-	-	-	-	-	-	-
A-1399-1624	--	Repair Parts Kit (1 per carburetor)	-	2	2	-	-	-	-	-	-
A-1399-1718	--	Repair Parts Kit (1 per carburetor)	-	-	-	2	2	2	2	2	2
▲A-27-20183	36	Gasket, carburetor flange	2	2	2	2	2	2	2	2	2
C-11-24652	37	Nut, carburetor mounting stud	4	4	4	4	4	4	4	4	4
A-24823A1	--	Knob Assembly, main adjustment screw	2	-	-	-	-	-	-	-	-
C-10-22928	--	Screw, knob fastening	2	-	-	-	-	-	-	-	-

NOTE: Use on lower carburetor only - replaced with A-29443 cluster (Mark models) and A-27917 cluster (Merc models) on upper carburetor.

○ Use thru Serial #1231089

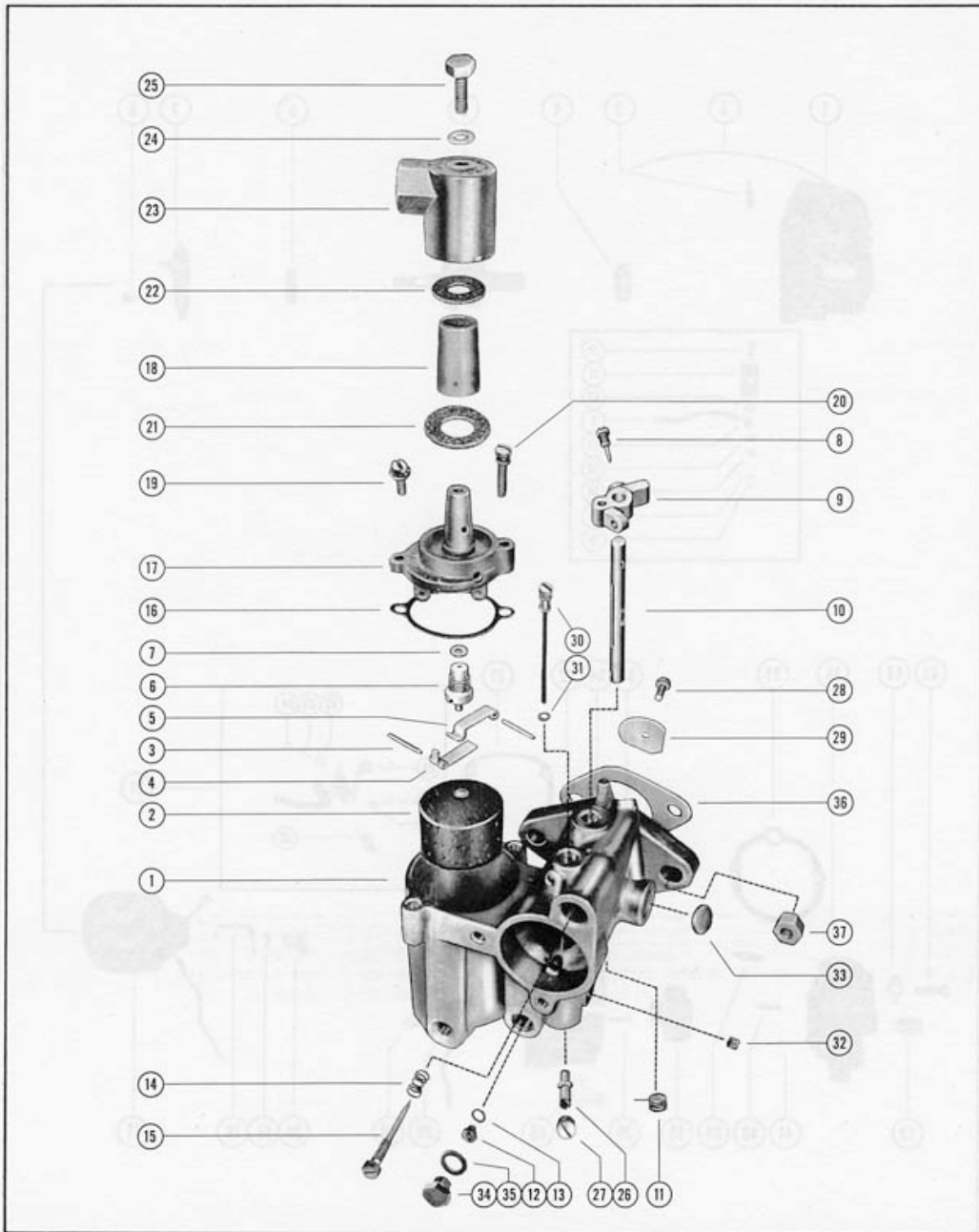
@ = Optional

\* Started with Serial #1231090

▲ Use thru Serial #1324410

# Started with Serial #1324411

CARBURETOR ASSEMBLY



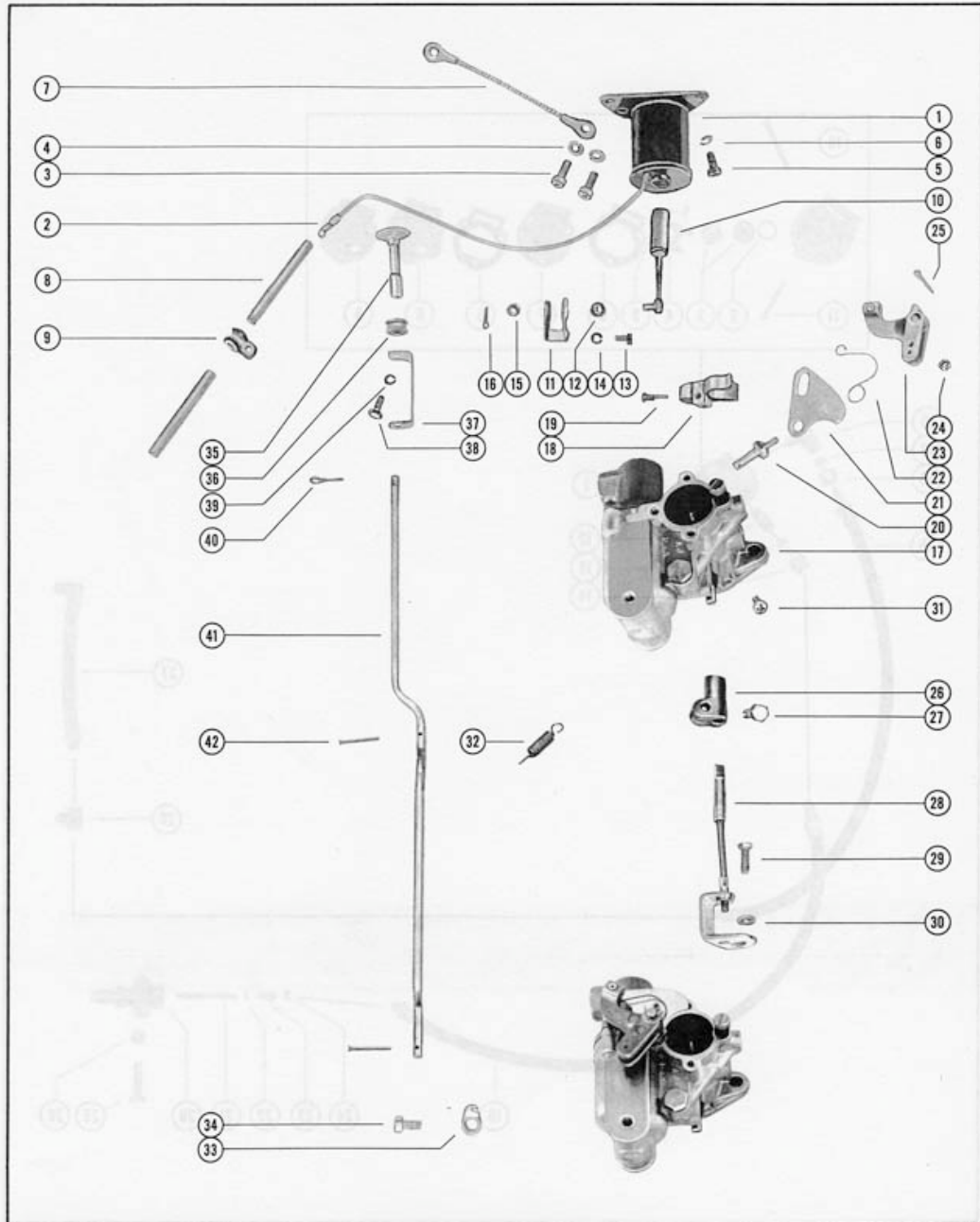
CARBURETOR LINKAGE AND CHOKE SOLENOID

PART NO.	REF. NO.	DESCRIPTION	MARK 35AM	MARK 35AE	MERC 300M	MERC 300E	MERC 350M	MERC 350E	MERC 350M-1
A-28936	1	Choke Solenoid, top cowl	-	1	-	1	-	1	-
C-22647	2	Disconnect, knife splice - choke solenoid	-	1	-	1	-	1	-
C-10-20540	3	Screw, choke solenoid to top cowl	-	2	-	2	-	2	-
C-13-26992	4	Lockwasher, choke solenoid screw	-	2	-	2	-	2	-
C-10-24773	5	Screw, choke solenoid to top cowl	-	1	-	1	-	1	-
C-13-26991	6	Lockwasher, choke solenoid screw	-	1	-	1	-	1	-
A-26716A1	7	Ground Strap Assembly, choke solenoid to adaptor	-	1	-	1	-	1	-
A-32-26101	8	Sleeve, choke solenoid wire and harness wire	-	2	-	2	-	2	-
C-54-26643	9	Clamp, choke wire to starter solenoid	-	1	-	-	-	-	-
C-54-24836	9	Clamp, choke wire to starter solenoid	-	-	-	1	-	1	-
C-27031A1	10	Plunger Assembly, choke solenoid	-	1	-	1	-	1	-
A-27126	11	Adaptor Plate, choke plunger	-	1	-	1	-	1	-
C-25-26633	12	Grommet, adaptor plate	-	1	-	1	-	1	-
C-10-21281	13	Screw, adaptor plate to choke rod bracket	-	1	-	1	-	1	-
C-13-26994	14	Lockwasher, adaptor plate fastening screw	-	1	-	1	-	1	-
C-12-26014	15	Washer, choke solenoid link	-	1	-	1	-	1	-
C-18-26953	16	Cotter Pin, choke solenoid link fastening	-	1	-	1	-	1	-
A-1326-1119	17	Carburetor Assembly, Complete	2	2	-	-	-	-	-
A-1326-1604	17	Carburetor Assembly, Complete	2	2	#2	-	-	-	-
A-1334-1701	17	Carburetor Assembly, Complete	-	-	*2	*2	2	2	2
A-29443	18	Cluster, throttle lever (upper carburetor)	1	1	#1	#1	-	-	-
A-27917	18	Cluster, throttle lever (upper carburetor)	-	-	*1	*1	1	1	1
C-10-20847	19	Screw, set - cluster to throttle lever	1	1	1	1	1	1	1
A-10-20176	20	Screw, choke lever pivot pin	2	2	2	2	2	2	2
A-20173	21	Shutter, choke	2	2	#2	#2	-	-	-
A-30014	21	Shutter, choke	-	-	*2	*2	2	2	2
A-24-26067	22	Spring, choke shutter	2	2	2	2	2	2	2
A-25881A1	23	Choke Lever Assembly	2	1	2	1	2	1	2
A-26645A1	23	Choke Lever Assembly (upper carburetor)	-	1	-	1	-	1	-
A-23-26888	24	Bushing, choke lever	-	2	-	2	-	2	-
C-18-20180	25	Cotter Pin, choke lever retaining	2	2	2	2	2	2	2
A-27870	26	Clamp, throttle pickup bracket	1	1	1	1	1	1	1
C-12-30164	--	Washer, clamp to throttle pickup bracket screw	-	-	-	-	1	1	1
C-10-20100	27	Screw, clamp to throttle pickup bracket	1	1	1	1	1	1	1
A-20185A1	28	Bracket, throttle pickup	1	1	#1	#1	-	-	-
A-28007A3	28	Bracket, throttle pickup	-	-	*1	*1	1	1	1
C-10-20191	29	Screw, throttle bracket mounting	1	1	-	-	-	-	-
C-10-29239	29	Screw, throttle bracket mounting	-	-	1	1	1	1	1
C-13-26995	--	Lockwasher, throttle bracket screw	1	1	-	-	-	-	-
C-12-20192	30	Washer, throttle bracket screw	1	1	1	1	1	1	1
C-10-20650	31	Screw, choke rod spring mounting	1	-	1	-	1	-	1
C-12-20192	--	Washer, choke rod spring screw	1	1	-	-	-	-	-
A-24-20649	32	Spring, choke rod positioning	1	-	1	-	1	-	1
A-24-26068	32	Spring, choke rod to retainer	-	1	-	1	-	1	-
C-27711	33	Retainer, choke rod spring	-	1	-	1	-	1	-
C-10-28713	34	Screw, retainer to lower carburetor	-	1	-	1	-	1	-
A-20663	35	Knob, choke rod	1	-	1	-	1	-	1
A-22463	35	Knob, choke rod	-	1	-	1	-	1	-
C-25-20116	36	Grommet, choke rod	1	1	1	1	1	1	1
A-22462	37	"U" Link, choke knob to choke rod	-	1	-	1	-	1	-
C-10-20100	38	Screw, "U" Link to choke knob	-	1	-	1	-	1	-
C-13-26996	39	Lockwasher, "U" Link fastening screw	-	1	-	1	-	1	-
C-18-20180	40	Cotter Pin, choke lever and rod fastening	-	1	-	1	-	1	-
A-28971	41	Choke Rod (not as shown)	1	-	1	-	1	-	1
A-28978	41	Choke Rod	-	1	-	1	-	1	-
C-17-25391	42	Rivet, choke rod to choke lever	2	2	2	2	2	2	2

# Use thru Serial #1324410

\* Started with Serial #1324411

CARBURETOR LINKAGE AND CHOKE SOLENOID



Revised March 1966

(MARK 35A, MERC 300, MERC 350)

Page 14

FUEL PUMP ASSEMBLY

PART NO.	REF. NO.	DESCRIPTION	MARK 35AM	MARK 35AE	MERC 300M	MERC 300E	MERC 350M	MERC 350E	MERC 350M-1
A-23009A1	1	Fuel Pump Assembly	1	1	-	-	-	-	-
A-29178A2	1	Fuel Pump Assembly	1	1	1	1	1	1	-
A-30269A2	1	Fuel Pump Assembly	-	-	-	-	-	-	1
■A-27-23005	2	Gasket, check valve to housing	2	2	2	2	2	2	2
A-21-30430	3	Valve, check	2	2	2	2	2	2	2
A-23004	4	Retainer, check valve	1	1	1	1	1	1	1
C-10-20037	5	Screw, retainer to housing	2	2	2	2	2	2	2
■A-27-24863	6	Gasket, fuel pump	2	2	2	2	2	2	2
■A-23014	7	Diaphragm, fuel pump	1	1	1	1	1	1	1
A-22-29380	-	Plug, pipe - fuel pump	1	1	1	1	1	1	-
A-23008	8	Cover, fuel pump	1	1	1	1	1	1	1
■A-27-30276	9	Gasket, fuel pump cover	1	1	1	1	1	1	1
C-10-29030	10	Screw, fuel pump mounting (1 7/8")	#2	#2	-	-	-	-	-
C-10-29126	10	Screw, fuel pump mounting (1 3/4")	*2	*2	2	2	2	2	2
C-10-29029	11	Screw, fuel pump mounting (1 1/2")	1	1	1	1	1	1	1
A-22-23595	--	Connector, pump outlet to elbow	#1	#1	-	-	-	-	-
A-22-24690	--	Elbow, pump outlet to fuel line	#1	#1	-	-	-	-	-
A-22-22993	12	Connector, fuel line to fuel pump inlet	-	-	1	1	1	1	1
A-22-22946	13	Sleeve, rubber	-	-	1	1	1	1	1
A-11-22948	14	Nut, elbow	-	-	1	1	1	1	1
A-32-30035	15	Fuel Line, fuel pump to lower filter	1	1	1	1	1	1	1
A-22-22995	--	Elbow, fuel pump inlet	1	1	-	-	-	-	-
A-22-22995	16	Elbow, fuel pump outlet to fuel line	-	-	1	1	1	1	1
A-22-22946	17	Sleeve, rubber	1	1	1	1	1	1	1
A-11-22948	18	Nut, elbow	1	1	1	1	1	1	1
A-32-23761	19	Fuel Line, fuel pump to adaptor	1	1	-	-	-	-	-
A-32-30036	19	Fuel Line, fuel pump to adaptor	-	-	1	1	1	1	1
A-22833	20	Adaptor, check unit (fuel line)	1	1	1	1	1	1	1
A-23069	21	Stem, check unit adaptor	1	1	1	1	1	1	1
C-25-20415	22	"O" Ring, adaptor stem	1	1	1	1	1	1	1
A-24-23067	23	Spring, adaptor stem	1	1	1	1	1	1	1
A-23068	24	Cup Washer, adaptor	1	1	1	1	1	1	1
C-10-20784	25	Screw, adaptor to bottom cowl	2	2	2	2	2	2	2
C-11-24652	26	Nut, adaptor screw	2	2	2	2	2	2	2
C-22-25443	--	Elbow, upper filter to fuel line	#1	#1	-	-	-	-	-
A-22-22949	--	Elbow, upper filter to fuel line	*1	*1	-	-	-	-	-
A-32-25228	27	Fuel Line, upper to lower filter (5 1/2")	#1	#1	-	-	-	-	-
A-32-30038	27	Fuel Line, upper to lower filter	*1	*1	-	-	1	1	1
A-32-30040	27	Fuel Line, upper to lower filter	-	-	1	1	-	-	-
A-22-23763	28	Tee Assembly, lower filter	#1	#1	-	-	-	-	-
A-22-25956	28	Tee Assembly, lower filter	*1	*1	1	1	1	1	1
A-22-22946	--	Sleeve, rubber	2	2	-	-	-	-	-
A-11-22948	--	Nut, filter tee	2	2	-	-	-	-	-

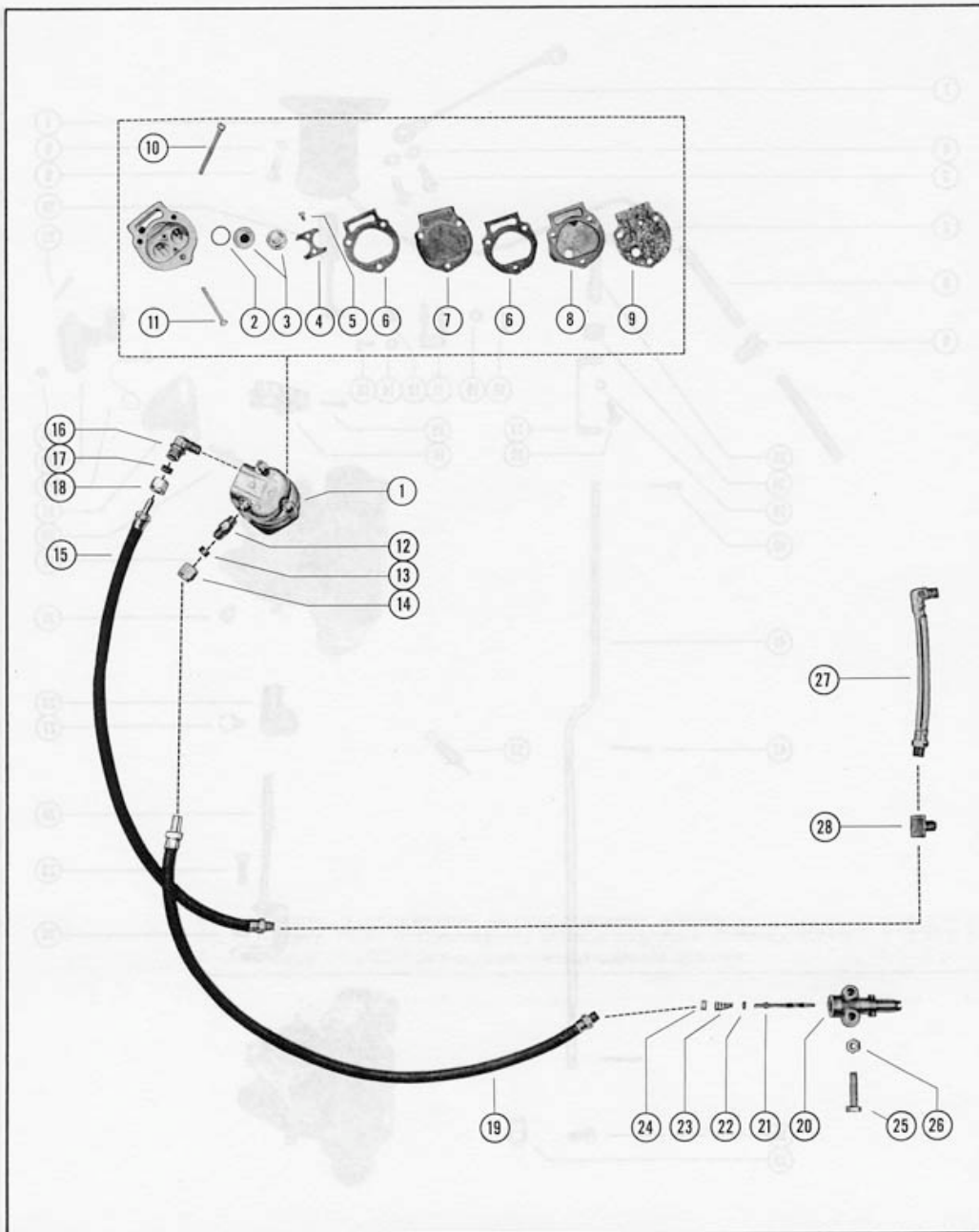
# Use thru Serial #1261034

\* Started with Serial #1261035

NOTE: The following parts are required to fasten A-50-32403 (Mark 35 models) and A-50-32411 (Merc 300 and Merc 350 models) Starter Motor Assemblies to crankcase flange:

C-10-22698	Screw, starter motor to crankcase	2
C-13-26993	Lockwasher, starter motor fastening screw	2
A-25596	Wire, starter motor to starter solenoid	1
C-10-29197	Screw, ground wire to starter motor	1

CARBURETOR FUEL PUMP ASSEMBLY




CYLINDER BLOCK AND CRANKCASE ASSEMBLY

PART NO.	REF. NO.	DESCRIPTION	MARK	MARK	MERC	MERC	MERC	MERC	MERC	MERC
			35AM	35AF	35AE	300M	300E	350M	350E	350M-1
A-808-1321A4	1	Cylinder Block and Crankcase Assembly	1	1	1	1	1	1	1	1
N. S. S.	-	Crankcase	1	1	1	1	1	1	1	1
C-17-20323	-	Dowel Pin, cylinder block to center main bearing	1	1	1	1	1	1	1	1
C-17-20032	-	Dowel Pin, cylinder block to main bearing	1	1	1	1	1	1	1	1
A-23-26348	2	Bushing, crankcase	2	2	2	2	2	2	2	2
C-16-25885	3	Stud, carburetor mounting (1 1/4")	4	4	4	4	4	4	4	4
C-17-20033	4	Dowel Pin, crankcase to cylinder block	2	2	2	2	2	2	2	2
C-16-29988	5	Stud, crankcase to drive shaft housing (1 9/16")	2	2	2	2	2	2	2	2
C-16-29990	6	Stud, cylinder block to drive shaft housing (3 3/8")	2	2	2	2	2	2	2	2
C-16-29989	7	Stud, cylinder block to drive shaft housing (1 7/8")	4	4	4	4	4	4	4	4
A-22-30139	8	Plug, pipe - water pressure hole (see note below)	-	-	1	1	1	1	1	1
C-10-22039	9	Screw, crankcase to cylinder block (2 3/4")	4	4	4	4	4	4	4	4
C-10-22040	10	Screw, crankcase to cylinder block (1 1/2")	14	14	14	14	14	14	14	14
C-12-20084	--	Washer, crankcase screw	2	2	-	-	-	-	-	-
C-11-29250	11	Nut, crankcase fastening screw	18	18	18	18	18	18	18	18
C-10-20089	12	Screw, main bearing locking (Use thru Serial #1352947)	2	2	2	2	2	2	2	2
C-10-26801	12	Screw, main bearing locking (Started with Serial #1352948)	-	-	2	2	2	2	2	2
C-14-20091	13	Tab Washer, bearing locking screw	3	3	3	3	3	3	3	3
C-10-20359	14	Screw, center main bearing locking	1	1	1	1	1	1	1	1
A-1100-339A1	15	End Cap Assembly, upper	1	1	1	1	1	1	1	1
A-30-20080	16	Bearing, ball - upper end cap	1	1	1	1	1	1	1	1
■C-25-20081	17	"O" Ring, upper end cap	1	1	1	1	1	1	1	1
A-26-29476	18	Oil Seal	1	1	1	1	1	1	1	1
A-15-20082	19	Shim, upper end cap to crankcase	*	*	*	*	*	*	*	*
C-13-26993	--	Lockwasher, upper end cap mounting screw	4	4	-	-	-	-	-	-
C-10-23703	20	Screw, upper end cap mounting	4	4	-	-	-	-	-	-
C-10-29198	20	Screw, upper end cap mounting	-	-	4	4	4	4	4	4
A-1102-1484A1	21	End Cap Assembly, lower	1	1	1	1	1	1	1	1
A-30-20080	22	Bearing, ball - lower end cap	1	1	1	1	1	1	1	1
■C-25-20081	23	"O" Ring, lower end cap	1	1	1	1	1	1	1	1
A-26-29476	24	Oil Seal, upper	1	1	1	1	1	1	1	1
A-26-29477	24	Oil Seal, lower	1	1	1	1	1	1	1	1
A-21-28481A1	--	Check Valve Assembly, lower end cap	1	1	1	1	1	1	1	1
A-15-20085	25	Shim, lower end cap to crankcase	*	*	*	*	*	*	*	*
C-13-26993	--	Lockwasher, lower end cap mounting screw	3	3	-	-	-	-	-	-
C-10-23703	26	Screw, lower end cap mounting	3	3	-	-	-	-	-	-
C-10-29198	26	Screw, lower end cap mounting	-	-	3	3	3	3	3	3
■A-27-26923	27	Gasket, cylinder block to manifold plate	1	1	1	1	1	1	1	1
A-26922	28	Plate, exhaust manifold	1	1	1	1	1	1	1	1
■A-27-26923	27	Gasket, manifold plate to cover	1	1	1	1	1	1	1	1
A-28240	29	Cover, exhaust manifold	1	1	1	1	1	1	1	1
C-10-28668	30	Screw, manifold cover mounting	13	13	13	13	13	13	13	13
C-10-28666	30	Screw, manifold cover and high tension lead clip mounting	2	2	2	2	2	2	2	2
C-12-20028	31	Washer, manifold cover and high tension lead clip screws	2	2	2	2	2	2	2	2
A-1000-1A1	32	Cylinder Block Cover Assembly (see note below)	1	1	1	1	1	1	1	1
A-23-26348	33	Bushing, cylinder block cover	2	2	2	2	2	2	2	2
■A-27-22333	34	Gasket, cylinder block cover	1	1	1	1	1	1	1	1
C-10-20653	35	Screw, cylinder block cover mounting	10	10	10	10	10	10	10	10
C-11-24652	36	Nut, cover mounting screw	10	10	10	10	10	10	10	10
■A-27-27936	37	Gasket, transfer port cover	2	2	2	2	2	2	2	2
A-27935	38	Cover, transfer port	2	2	2	2	2	2	2	2
C-12-20028	--	Washer, transfer port cover fastening screw	6	6	-	-	-	-	-	-
C-10-20540	39	Screw, transfer port cover fastening	6	6	6	6	6	6	6	6
A-21-28483A1	40	Check Valve Assembly, bleed hose (upper)	1	1	1	1	1	1	1	1
A-21-28481A1	41	Check Valve Assembly, bleed hose	1	1	1	1	1	1	1	1
A-32-28654	42	Hose, cylinder bleed (6 1/2")	1	1	1	1	1	1	1	1
C-22-20445	43	Connector, cylinder bleed hose (lower)	1	1	1	1	1	1	1	1
C-54-20387	44	Clamp, bleed hose to check valve and connector	2	2	2	2	2	2	2	2

NOTE: On later production engines, the A-22-30139 pipe plug (water pressure hole) was used on either cylinder block cover or cylinder block.

\* = As Required

# CYLINDER BLOCK AND CRANKCASE ASSEMBLY



Revised March 1966

(MARK 35A, MERC 300, MERC 350)

Page 18



CRANKSHAFT, PISTON AND CONNECTING ROD

PART NO.	REF. NO.	DESCRIPTION	MARK	MARK	MERC	MERC	MERC	MERC	MERC	MERC
			35AM	35AE	300M	300E	350M	350E	350M-1	
A-400-1319	-	Crankshaft <i>Use thru Serial #1271993 - - for replacement order</i>	-	-	-	1	-	-	-	-
A-20043	-	Oiler, felt <i>A-400-1730 Crankshaft and C-25-29619 "O" Ring.</i>	-	-	-	1	-	-	-	-
A-400-1730	1	Crankshaft	1	1	1	1	1	1	1	1
A-20043	2	Oiler, felt - drive shaft spline <i>(not as shown)</i>	1	1	-	-	-	-	-	-
C-25-29619	2	"O" Ring, drive shaft spline	-	-	1	1	1	1	1	1
A-500-1030A1	3	Center Main Bearing Assembly	1	1	1	1	1	1	1	1
C-17-20032	-	Dowel Pin, center main bearing	2	2	2	2	2	2	2	2
C-10-28666	4	Screw, center main bearing clamping	2	2	2	2	2	2	2	2
A-29-20046	5	Bearing, needle	56	56	56	56	56	56	56	56
A-20047	6	Race, outer	1	1	1	1	1	1	1	1
C-53-20048	7	Ring, snap - outer race clamping	1	1	1	1	1	1	1	1
C-17-20379	-	Dowel Pin <i>(stepped)</i>	1	1	1	1	1	1	1	1
A-526-1436A1	8	Main Bearing Assembly <i>(valve type)</i>	2	2	2	2	2	2	2	-
C-17-20032	-	Dowel Pin, main bearing	20	20	20	20	20	20	20	-
C-10-20049	9	Screw, main bearing clamping	4	4	4	4	4	4	4	-
A-34-20888A1	10	Reed Set, matched - main bearing	2	2	2	2	2	2	2	-
A-34-20053	11	Reed Stop, main bearing reed valves	8	8	8	8	8	8	8	-
C-12-26014	12	Washer, reed stop mounting screw	8	8	8	8	8	8	8	-
C-10-20055	13	Screw, reed stop mounting	8	8	8	8	8	8	8	-
A-527-1619A1	8	Main Bearing Assembly <i>(valve type)</i>	-	-	-	2	2	2	2	2
C-17-20032	-	Dowel Pin, main bearing	-	-	20	20	20	20	20	20
C-10-26184	9	Screw, main bearing clamping	-	-	4	4	4	4	4	4
C-11-24652	-	Nut, main bearing clamping screw	-	-	4	4	4	4	4	4
A-34-20888A1	10	Reed Set, matched - main bearing	-	-	2	2	2	2	2	2
A-34-20053	11	Reed Stop, main bearing reed valves	-	-	8	8	8	8	8	8
C-10-29465	13	Screw, reed stop mounting	-	-	8	8	8	8	8	8
C-11-29469	--	Nut, reed stop mounting screw	-	-	8	8	8	8	8	8
A-718-1193A2	14	Piston and Piston Pin Assembly	4	4	4	4	4	4	4	4
A-40-20057	15	Lock Ring, piston pin	8	8	8	8	8	8	8	8
A-39-20058	16	Ring, piston	12	12	12	12	12	12	12	12
A-600-7A1	17	Connecting Rod and Cap Assembly <i>(see note below)</i>	4	4	4	4	4	4	4	4
C-10-20060	18	Screw, connecting rod	8	8	8	8	8	8	8	8
C-11-20061	19	Nut, connecting rod screw	8	8	8	8	8	8	8	8
A-29-20046	20	Bearing, needle - crankpin	100	100	100	100	100	100	100	100
A-29-20063	21	Bearing, needle - piston pin	88	88	88	88	88	88	88	88
C-12-20064	22	Washer, needle locating	8	8	8	8	8	8	8	8

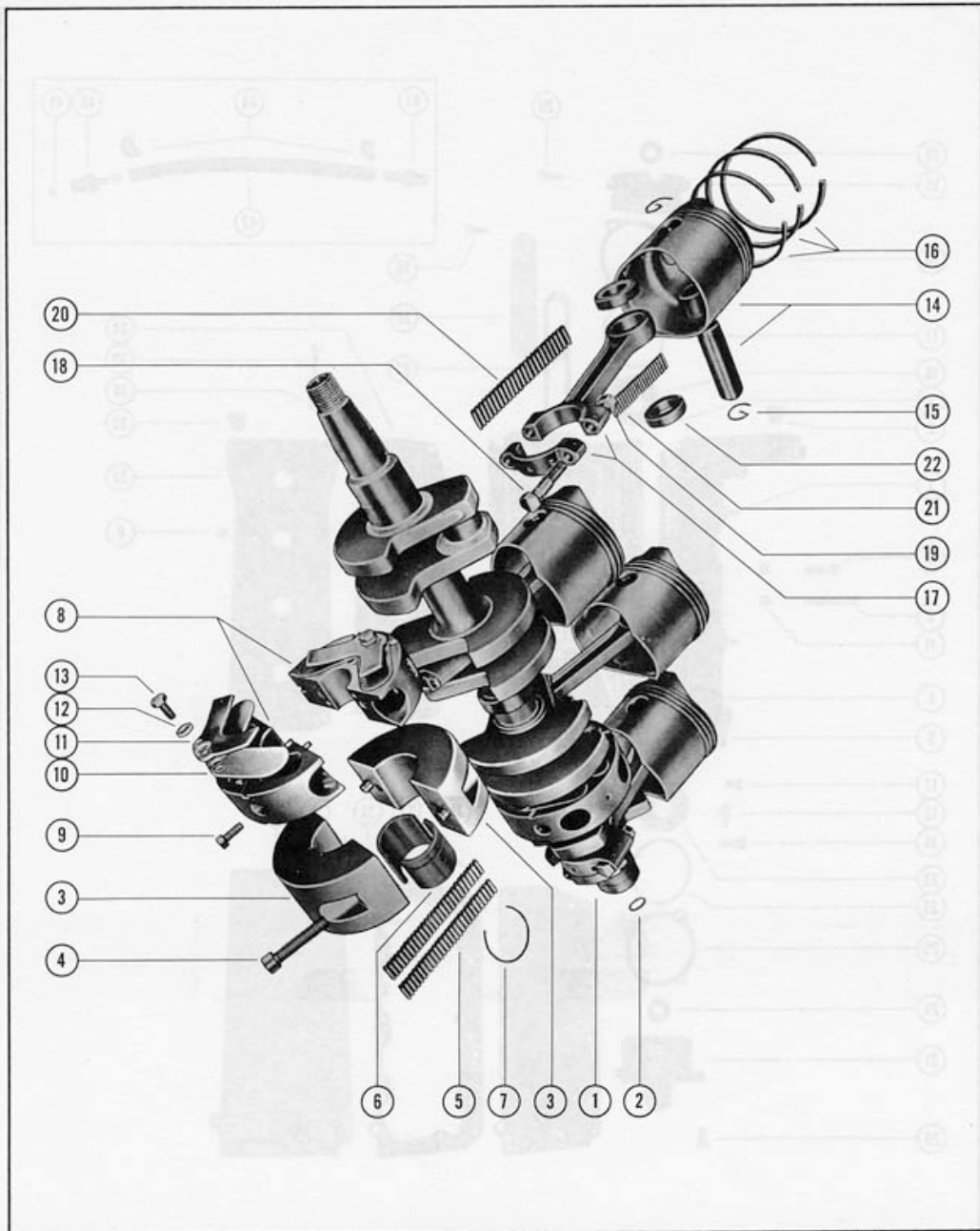
Oversize Piston and Ring

A-718-1313A1	--	Piston and Piston Pin Assembly (.015 oversize)	4	4	4	4	4	4	4	4
A-39-20992	--	Ring, piston (.015 oversize)	12	12	12	12	12	12	12	12

NOTE: A-600-7A1, A-600-7A3 and A-600-7A4 Connecting Rod and Cap assemblies are identical to each other except for thickness of needle locating washers. The connecting rods can be made interchangeable by removing washers from one assembly and using the washers of another thickness, depending on which model engine they are to be used. Consult parts list for correct washer part number. See chart below.

Connecting Rod & Cap Assembly	Washer	Washer Thickness
A-600-7A1	12-20064	1/4"
A-600-7A3	12-26178	1/32"
A-600-7A4	12-28121	1/16"

CRANKSHAFT, PISTON AND CONNECTING ROD



BOTTOM COWL ASSEMBLY

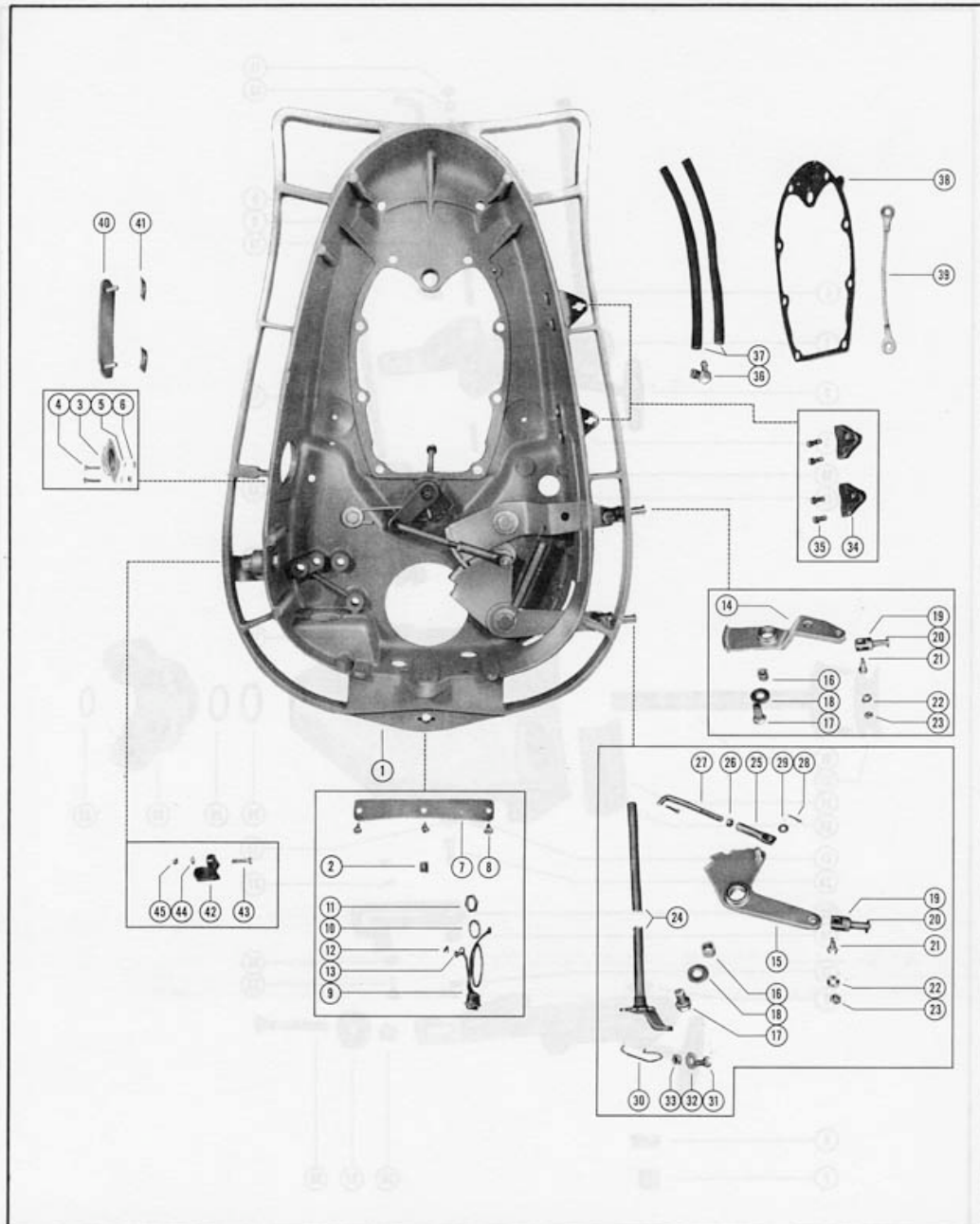
PART NO.	REF. NO.	DESCRIPTION	MARK 35AM	MARK 35AE	MERC 300M	MERC 300E	MERC 350M	MERC 350E	MERC 350M-1
A-103-1544A1	1	Bottom Cowl Assembly	-	1	1	1	1	1	1
A-23-25194	-	Bushing, oilite - shift shaft	1	1	1	1	-	-	-
A-21041	2	Insert, tap lock	1	1	1	1	1	1	1
A-29206	3	Plug, bottom cowl harness hole	1	*	1	*	1	*	1
C-10-26128	4	Screw, plug to bottom cowl	4	*	4	*	4	*	4
C-13-26995	5	Lockwasher, plug fastening screw	4	*	4	*	4	*	4
C-11-26419	6	Nut, plug fastening screw	4	*	4	*	4	*	4
A-37-23076	-	Decal, MercElectric - bottom cowl	-	1	-	-	-	-	-
A-23760	7	Baffle, bottom cowl	1	1	1	1	1	1	1
C-10-21106	8	Screw, baffle to bottom cowl	3	3	3	3	3	3	3
A-21104A2	9	Connector Base Assembly	1	-	1	-	1	-	1
C-13-21972	10	Lockwasher, connector base	1	-	1	-	1	-	1
C-11-21971	11	Nut, connector base fastening	1	-	1	-	1	-	1
C-54-25231	12	Clip, connector base lead wire	1	-	1	-	1	-	1
C-10-21106	13	Screw, lead wire clip to bottom cowl	1	-	1	-	1	-	1
A-27956	14	Bracket, magneto control (lower)	#1	#1	-	-	-	-	-
A-29392	14	Bracket, magneto control (lower)	+1	+1	-	-	-	-	-
A-29532	14	Bracket, magneto control (lower)	-	-	1	1	1	1	1
A-24-24826	--	Spring, control bracket tension	#1	#1	-	-	-	-	-
A-28253	15	Lever, shift control	#1	#1	-	-	-	-	-
A-29391	15	Lever, shift control	+1	+1	-	-	-	-	-
A-30612	15	Lever, shift control	-	-	1	1	1	1	1
A-23-20008	--	Bushing, magneto bracket and shift lever (nylon)	#2	#2	-	-	-	-	-
A-23-21008	--	Bushing, magneto bracket and shift lever (steel)	#2	#2	-	-	-	-	-
A-23-29529	16	Sleeve, magneto bracket and shift lever	-	-	2	2	2	2	2
C-10-21077	17	Screw, bracket and lever fastening	#2	#2	-	-	-	-	-
C-10-26632	17	Screw, bracket and lever fastening	-	-	2	2	2	2	2
C-12-21040	18	Washer, bracket and lever fastening screw	#2	#2	-	-	-	-	-
C-12-29395	18	Washer, bracket and lever fastening screw	-	-	4	4	4	4	4
A-16-29394	--	Stud, magneto bracket and shift lever	+2	+2	-	-	-	-	-
C-12-29395	--	Washer, bracket and lever fastening stud	+4	+4	-	-	-	-	-
C-11-23161	--	Nut, bracket and lever fastening	+2	+2	-	-	-	-	-
A-17-30978A1	19	Pin Assembly, clevis yoke	2	2	2	2	2	2	2
C-17-23928	20	Roll Pin, clevis yoke pin	2	2	2	2	2	2	2
C-10-20584	21	Screw, clevis pin fastening	2	2	2	2	2	2	2
C-13-29402	22	Washer, wave - pin fastening screw	2	2	2	2	2	2	2
C-12-20128	--	Washer, pin fastening screw	2	2	-	-	-	-	-
C-11-20110	23	Nut, pin fastening screw	2	2	-	-	-	-	-
C-11-29488	23	Nut, pin fastening screw	-	-	2	2	2	2	2
A-25180	24	Shaft, shift (upper) - SHORT SHAFT	1	1	1	1	1	1	1
A-25163	24	Shaft, shift (upper) - LONG SHAFT	1	1	1	1	1	1	1
A-27714	25	Rod (sleeve), shift control end	1	1	1	1	1	1	1
C-11-25168	26	Nut, shift shaft end adjusting	1	1	1	1	1	1	1
A-25134	27	Rod, link - shift shaft end	1	1	1	1	1	1	1
C-18-20180	28	Cotter Pin, link rod to shift shaft	2	2	2	2	2	2	2
C-12-20583	29	Washer, link rod	1	1	1	1	2	2	2
A-24-25065	30	Spring, detent	1	1	1	1	1	1	1
C-10-20776	31	Screw, detent spring to bottom cowl	1	1	1	1	1	1	1
C-12-20346	32	Washer, detent spring screw	1	1	1	1	1	1	1
C-11-20013	33	Nut, detent spring screw	1	1	1	1	-	-	-
C-11-20184	33	Nut, detent spring screw	-	-	-	-	1	1	1
A-20557	34	Bracket, cable end anchor	2	2	2	2	2	2	2
C-10-20100	35	Screw, anchor bracket to bottom cowl	4	4	-	-	-	-	-
C-10-29200	35	Screw, anchor bracket to bottom cowl	-	-	4	4	4	4	4
C-13-20554	--	Lockwasher, anchor bracket screw	4	4	-	-	-	-	-
C-22-25885	36	Elbow, plastic - magneto vent tube	2	2	2	2	2	2	2
A-32-29164	37	Tube, vent - magneto	2	2	2	2	2	2	2
A-27-20390	38	Gasket, powerhead to bottom cowl	1	1	1	1	1	1	1
A-30109	39	Ground Strap Assembly, cylinder block to cowl	1	1	1	1	1	1	1
A-38-27720	40	Plate, trade mark - bottom cowl	1	1	1	1	1	1	1
C-53-25539	41	Fastener, plate to bottom cowl	2	2	2	2	2	2	2
A-26552	42	Support, external wiring harness	-	1	-	1	-	1	-
C-10-20639	43	Screw, harness support to bottom cowl	-	1	-	1	-	1	-
C-12-20084	44	Washer, harness support fastening screw	-	1	-	1	-	1	-
C-11-29250	45	Nut, harness support screw	-	1	-	1	-	1	-

# Use thru Serial #1269884

(\* remove - not required on electric engine)

+ Started with Serial #1269885

# BOTTOM COWL ASSEMBLY



Revised March 1966

(MARK 35A, MERC 300, MERC 350)

Page 22

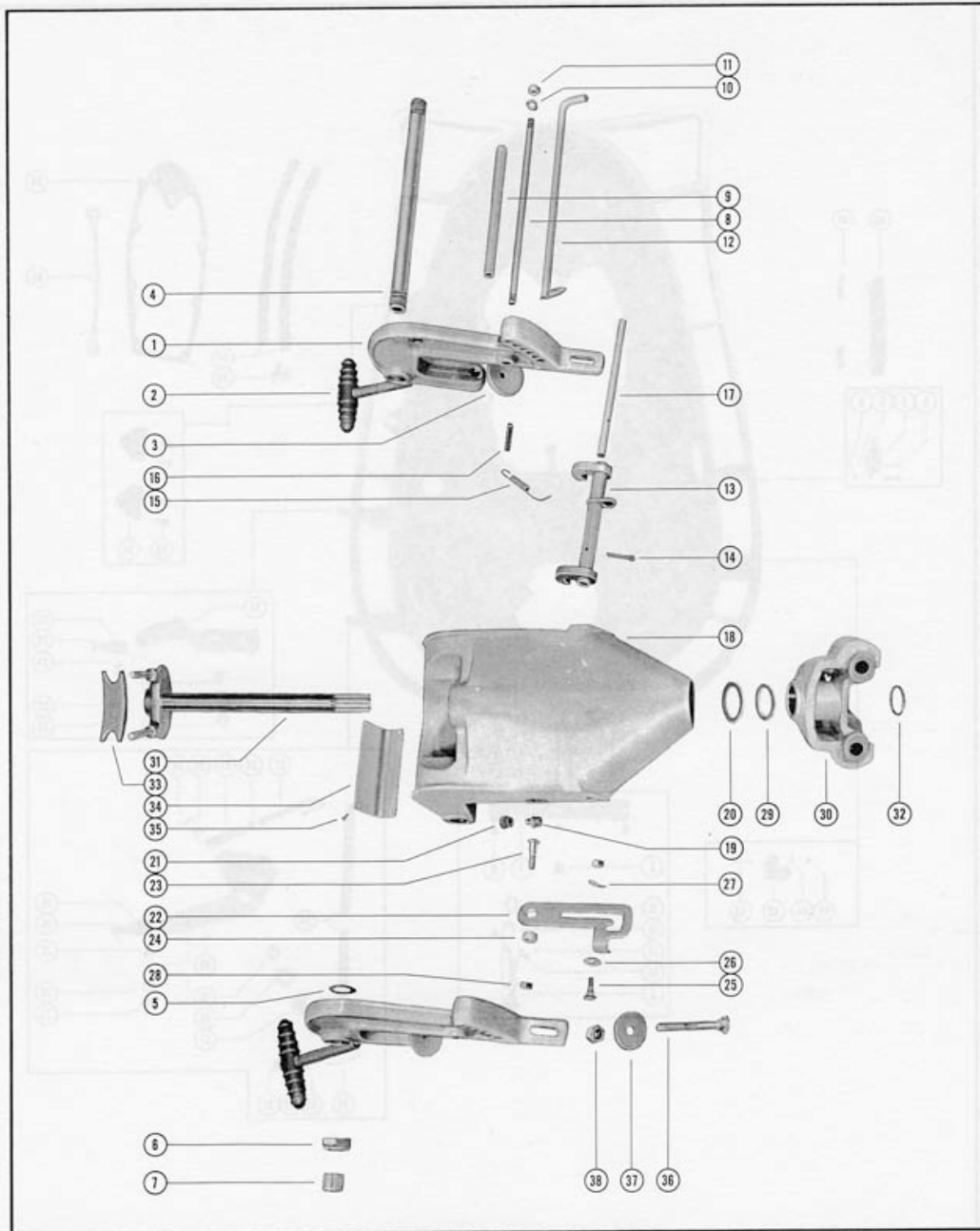
CLAMP AND SWIVEL BRACKET

PART NO.	REF. NO.	DESCRIPTION	MARK 35AM	MARK 35AF	MERC 300M	MERC 300E	MERC 350M	MERC 350E	MERC 350M-1
A-1427-1310A1	1	Clamp Bracket Assembly (SHORT SHAFT)	2	2	2	2	2	2	2
A-1440-1464A1	1	Clamp Bracket Assembly (LONG SHAFT)	2	2	2	2	2	2	2
A-22477A1	2	Thumb Screw Assembly (SHORT SHAFT)	2	2	2	2	2	2	2
A-28403A3	2	Thumb Screw Assembly (LONG SHAFT)	2	2	2	2	2	2	2
A-12-26227	3	Washer, thumb screw (SHORT SHAFT)	2	2	2	2	2	2	2
A-12-28404	3	Washer, thumb screw (LONG SHAFT)	2	2	2	2	2	2	2
A-28122	4	Tube, tilt - clamp bracket to swivel bracket	1	1	1	1	1	1	1
A-15-25600	5	Shim, clamp bracket to swivel bracket (.010)	2	2	2	2	2	2	2
C-11-25599	6	Nut, tilt tube	2	2	2	2	2	2	2
A-25606	7	Cap, plastic - tilt tube	2	2	2	2	2	2	2
A-54-25735	-	Clip, safety chain (no longer used on later engines)	1	1	-	-	-	-	-
A-16-20221	8	Stud, clamp bracket	1	1	1	1	1	1	1
A-23-20222	9	Spacer, clamp bracket stud	1	1	1	1	1	1	1
C-13-26993	10	Lockwasher, clamp bracket stud	2	2	2	2	2	2	2
C-11-20083	11	Nut, clamp bracket stud	2	2	2	2	2	2	2
A-17-30687A1	12	Tilt Lock Pin Assembly	1	1	1	1	1	1	1
A-26903A2	13	Reverse Lock Assembly (SHORT SHAFT)	1	1	1	1	1	1	1
A-26903A3	13	Reverse Lock Assembly (LONG SHAFT)	1	1	1	1	1	1	1
C-18-20209	14	Cotter Pin, reverse lock to shaft	1	1	1	1	1	1	1
A-24-20210	15	Spring, reverse lock tension	1	1	-	-	-	-	-
A-24-29821	15	Spring, reverse lock tension	-	-	1	1	1	1	1
C-17-25598	16	Roll Pin, reverse lock spring attaching	1	1	1	1	1	1	1
A-20208	17	Shaft, reverse lock to swivel bracket	1	1	1	1	1	1	1
A-1401-1080A1	18	Swivel Bracket Assembly (SHORT SHAFT)	1	1	1	1	1	1	1
A-1442-1400A1	18	Swivel Bracket Assembly (LONG SHAFT)	1	1	1	1	1	1	1
C-22-23612	19	Fitting, grease - swivel bracket	1	1	1	1	1	1	1
C-26-32911	20	Oil Seal, swivel bracket	1	1	1	1	1	1	1
C-29359	21	Lubricap, swivel bracket grease fitting	1	1	1	1	1	1	1
A-20215	--	Lever, tilt stop - starboard side (SHORT SHAFT)	1	1	1	1	1	1	1
A-29056	--	Lever, tilt stop - starboard side (LONG SHAFT)	1	1	1	1	1	1	1
A-26864	22	Lever, tilt stop - port side (SHORT SHAFT)	1	1	1	1	1	1	1
A-29057	22	Lever, tilt stop - port side (LONG SHAFT)	1	1	1	1	1	1	1
C-10-20217	23	Screw, anchor - tilt stop lever (SHORT SHAFT)	2	2	2	2	2	2	2
C-10-29054	23	Screw, anchor - tilt stop lever (LONG SHAFT)	2	2	2	2	2	2	2
A-23-20216	24	Spacer, tilt stop lever (SHORT SHAFT)	2	2	2	2	2	2	2
A-23-29055	24	Spacer, tilt stop lever (LONG SHAFT)	2	2	2	2	2	2	2
C-10-29237	25	Screw, retaining - tilt stop lever (SHORT SHAFT)	2	2	2	2	2	2	2
C-10-27790	25	Screw, retaining - tilt stop lever (LONG SHAFT)	2	2	2	2	2	2	2
A-15-20473	26	Shim, retaining screw - port side	1	1	1	1	1	1	1
C-13-20846	27	Washer, wave - retaining screw - port side	1	1	1	1	1	1	1
C-12-20028	--	Washer, anchor and retaining screw	4	4	-	-	-	-	-
C-13-26992	--	Lockwasher, anchor and retaining screw	4	4	-	-	-	-	-
C-11-24652	28	Nut, anchor and retaining screw (.060)	4	4	4	4	4	4	4
C-12-25176	29	Washer, swivel pin to bottom yoke	1	1	1	1	1	1	1
C-12-27964	--	Washer, swivel pin to bottom yoke (.018)	* * *	* * *	* * *	* * *	* * *	* * *	* * *
A-30202A1	30	Bottom Yoke Assembly (SHORT SHAFT) - see note below	1	1	1	1	1	1	1
A-30462A1	30	Bottom Yoke Assembly (LONG SHAFT)	1	1	1	1	1	1	1
A-17-27739A2	31	Swivel Pin and Top Yoke Assembly (SHORT SHAFT)	1	1	1	1	1	1	1
A-17-28419A4	31	Swivel Pin and Top Yoke Assembly (LONG SHAFT)	1	1	1	1	1	1	1
C-53-27743	32	Ring, retaining - swivel pin (SHORT SHAFT)	1	1	1	1	1	1	1
C-11-28202	32	Nut, swivel pin (LONG SHAFT) - not as shown	1	1	1	1	1	1	1
A-30711	33	Bumper, top yoke	1	1	1	1	1	1	1
A-38-28850	34	Serial Plate	1	1	-	-	-	-	-
A-38-29533	34	Serial Plate	-	-	1	1	-	-	-
A-38-31056	34	Serial Plate	-	-	-	-	1	1	1
C-10-25612	35	Screw, drive - serial plate to swivel bracket	4	4	4	4	4	4	4
C-10-26483	36	Bolt, carriage - clamp bracket to boat transom (SHORT SHAFT)	2	2	2	2	2	2	2
C-10-28009	36	Bolt, carriage - clamp bracket to boat transom (LONG SHAFT)	2	2	2	2	2	2	2
C-12-26485	37	Washer, carriage bolt (SHORT SHAFT)	2	2	2	2	2	2	2
C-12-28008	37	Washer, carriage bolt (LONG SHAFT)	2	2	2	2	2	2	2
C-11-26484	38	Nut, carriage bolt (SHORT SHAFT)	2	2	2	2	2	2	2
C-11-28010	38	Nut, carriage bolt (LONG SHAFT)	2	2	2	2	2	2	2

NOTE: The A-25178 Bottom Yoke is no longer available and is replaced by A-30202A1 Bottom Yoke Assembly. Only difference being is thickness of washer used. See Page 25, reference #35.

\* - As Required

# CLAMP AND SWIVEL BRACKET



DRIVE SHAFT HOUSING ASSEMBLY

PART NO.	REF. NO.	DESCRIPTION	MARK	MARK	MERC	MERC	MERC	MERC	MERC	MERC
			35AM	35AF	300M	300E	350M	350E	350M-1	
A-1522-1446	1	Drive Shaft Housing (use with 3/8" stud) - SHORT SHAFT	1	1	-	-	-	-	-	-
A-1535-1441	1	#Drive Shaft Housing (use with 3/8" stud) - LONG SHAFT	1	1	-	-	-	-	-	-
A-1522-1567	1	Drive Shaft Housing (use with 7/16" stud) - SHORT SHAFT	1	1	1	1	1	1	1	1
A-1535-1566	1	+Drive Shaft Housing (use with 7/16" stud) - LONG SHAFT	1	1	1	1	1	1	1	1
A-32-25187	2	Tube, water inlet (SHORT SHAFT)	1	1	1	1	1	1	1	1
A-32-25076	2	Tube, water inlet (LONG SHAFT)	1	1	1	1	1	1	1	1
C-25-24961	3	Ring, rubber - water inlet tube	1	1	1	1	1	1	1	1
C-26-25192	4	Seal, water inlet tube	1	1	1	1	1	1	1	1
A-23-23651	5	Sleeve, water inlet tube	1	1	1	1	1	1	1	1
A-24945	6	Baffle, exhaust relief (SHORT SHAFT)	1	1	1	1	1	1	1	1
A-27898	6	Baffle, exhaust relief (LONG SHAFT)	1	1	1	1	1	1	1	1
C-10-25255	7	Screw, baffle to drive shaft housing	2	2	2	2	2	2	2	2
A-27-24899	8	Gasket, drive shaft housing to bottom cowl	1	1	1	1	1	1	1	1
C-11-25594	9	Nut, powerhead studs	8	8	8	8	8	8	8	8
C-10-25093	10	Screw, gear housing to drive shaft housing	1	1	1	1	1	1	1	1
A-16-23650	11	Stud, drive shaft housing to gear housing (3/8")	1	1	-	-	-	-	-	-
A-16-29103	11	Stud, drive shaft housing to gear housing (7/16")	1	1	1	1	1	1	1	1
C-11-23161	12	Nut, gear housing and drive shaft housing studs (3/8")	3	3	-	-	-	-	-	-
C-11-22178	12	Nut, gear housing and drive shaft housing studs (7/16")	3	3	3	3	3	3	3	3
A-25190	13	Rod, push - reverse lock (SHORT SHAFT)	1	1	1	1	1	1	1	1
A-28593	13	Rod, push - reverse lock (LONG SHAFT)	1	1	1	1	1	1	1	1
A-17-24887	14	Pin, reverse lock lever	1	1	1	1	1	1	1	1
C-18-25191	15	Cotter Pin, push rod	1	1	1	1	1	1	1	1
A-24-25122	16	Spring, tension - push rod	1	1	1	1	1	1	1	1
A-25140	17	Lever, reverse lock	1	1	1	1	1	1	1	1
A-24926A1	18	Upper Mount Assembly, upper	2	2	2	2	2	2	2	2
A-24935	19	Cover, upper mount - outside half	2	2	2	2	2	2	2	2
A-31120	20	Cover, upper mount - inside half	2	2	2	2	2	2	2	2
A-24929	21	Packing, "U" cup	2	2	2	2	2	2	2	2
C-12-24889	22	Washer, upper mount stud (17/32" I.D.)	2	2	2	2	2	2	2	2
C-12-24891	23	Washer, rubber - upper mount stud	2	2	2	2	2	2	2	2
A-23-30474	24	Spacer, upper mount stud	2	2	2	2	2	2	2	2
C-12-30473	25	Washer, upper mount stud (25/64" I.D.)	2	2	2	2	2	2	2	2
C-11-23161	26	Nut, upper mount stud	2	2	2	2	2	2	2	2
A-25305	27	Cap, rubber - upper mount	2	2	2	2	2	2	2	2
C-10-28772	28	Screw, upper mount cover (1 1/2")	4	4	4	4	4	4	4	4
C-10-29389	29	Screw, upper mount cover (1 7/8")	4	4	4	4	4	4	4	4
C-12-29245	30	Washer, mounting cover screw	8	8	8	8	8	8	8	8
C-11-29322	31	Nut, mounting cover screw	8	8	8	8	8	8	8	8
A-37395	32	Mount, rubber - lower	2	2	2	2	2	2	2	2
C-12-28053	33	Washer, rubber - lower mount	2	2	2	2	2	2	2	2
A-12-28051	34	Washer, lower mount	2	2	2	2	2	2	2	2
C-12-24872	35	Washer, mounting screw (1/16") - Use with A-25178 Bottom Yoke	4	4	4	4	4	4	4	4
C-12-30119	35	Washer, mounting screw (1/8") - Use with A-30202A1 Bottom Yoke	2	2	2	2	2	2	2	2
C-11-25096	36	Nut, mounting screw	2	2	2	2	2	2	2	2
A-10-24874	37	Screw, lower mount (5 1/2")	2	2	2	2	2	2	2	2
A-25067	38	Bumper, rubber - mounting screw	1	1	1	1	1	1	1	1
A-28241	39	Cover, lower mount (port side)	1	1	1	1	1	1	1	1
A-28242	39	Cover, lower mount (starboard side)	1	1	1	1	1	1	1	1
C-12-20084	--	Washer, lower mount cover screw	6	6	-	-	-	-	-	-
C-10-28782	40	Screw, lower mount cover fastening	6	6	-	-	-	-	-	-
C-10-29256	40	Screw, lower mount cover fastening	-	-	6	6	6	6	6	6
C-22-21290	41	Plug, grease - reverse lock hole	1	1	1	1	1	1	1	1

# Use thru Serial #1260216

\* Started with Serial #1260217

MARK 35AS, MERC 300S AND MERC 350S PARTS LIST

When ordering replacement parts for Mark 35AS, Merc 300S and Merc 350S engines, please order from the preceding pages of this parts list with the following exception:

SERIAL NUMBERS:

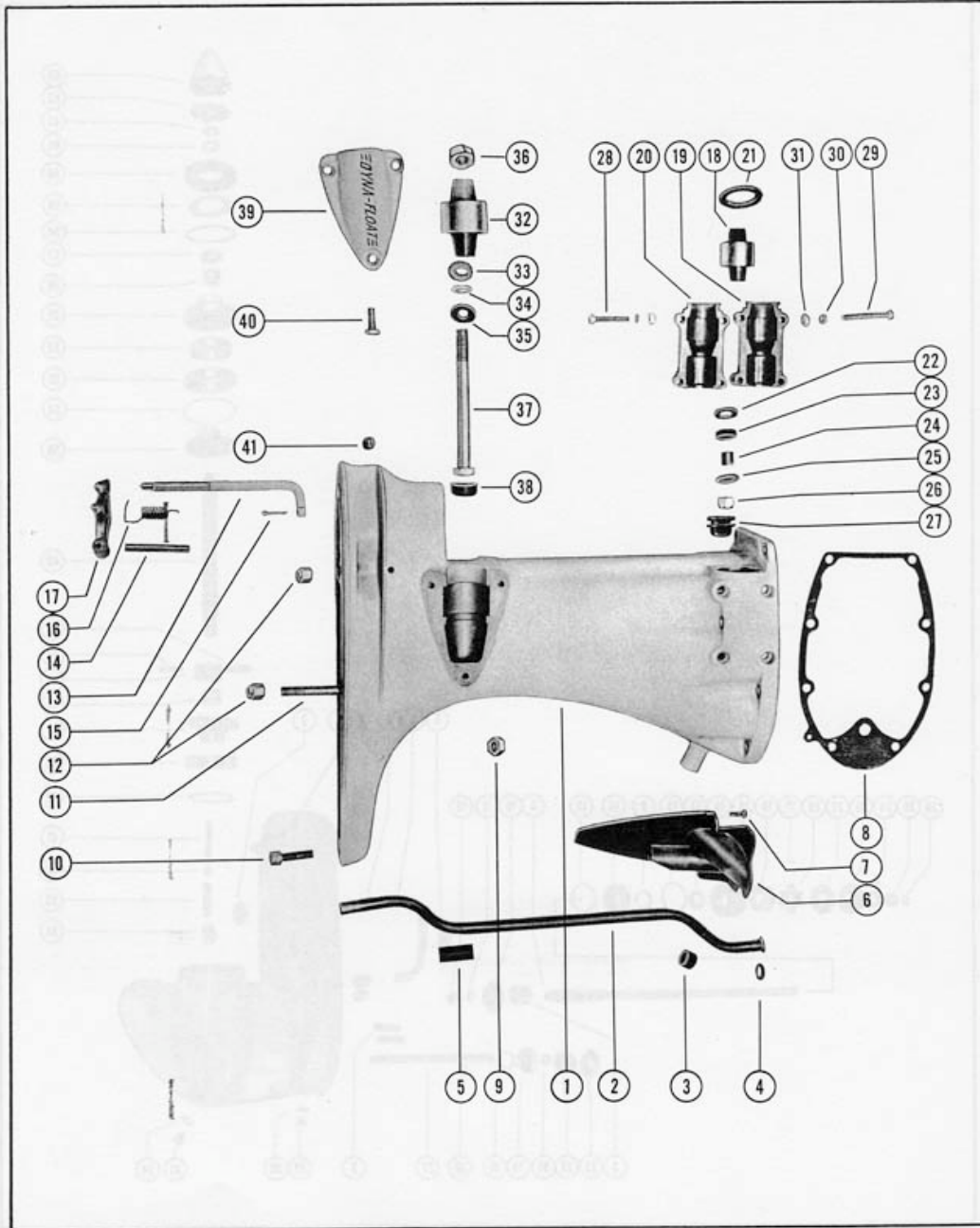
Mark 35AS . . . . .1219722 thru 1271884  
 Merc 300S . . . . .1287410 thru 1355447

PART NO.	DESCRIPTION	REPLACES	MARK	MERC	MERC	MERC
			35AS	300S	300S	350S
A-211-1483A2	Flywheel Assembly, Complete (with spacer)	A-211-1414A4	01	-	-	-
A-211-1483A1	Flywheel Assembly, Complete (without spacer)	A-211-1414A2	01	-	-	-
A-211-1483A4	Flywheel Assembly, Complete (without spacer)	A-211-1414A7	A1	1	1	1

o Use with A-25942 Starter Motors

▲ Use with A-50-29105 Starter Motor Assembly

DRIVE SHAFT HOUSING ASSEMBLY



Revised March 1966

(MARK 35A, MERC 300, MERC 350)

Page 26



GEAR HOUSING ASSEMBLY

PART NO.	REF. NO.	DESCRIPTION	MARK 35AM	MARK 35AE	MERC 300M	MERC 300E	MERC 350M	MERC 350E	MERC 350M-1
A-1603-930A7	-	#Gear Housing Assembly, Complete (3/8" stud) - SHORT SHAFT	1	1	-	-	-	-	-
A-1603-930A8	-	□Gear Housing Assembly, Complete (3/8" stud) - LONG SHAFT	1	1	-	-	-	-	-
A-1603-1568A4	-	+Gear Housing Assembly, Complete (7/16" stud) - SHORT SHAFT	1	1	-	-	-	-	-
A-1603-1568A5	-	▲Gear Housing Assembly, Complete (7/16" stud) - LONG SHAFT	1	1	-	-	-	-	-
A-1603-1568A8	-	Gear Housing Assembly, Complete (7/16" stud) - SHORT SHAFT	-	-	1	1	1	1	1
A-1603-1568A9	-	Gear Housing Assembly, Complete (7/16" stud) - LONG SHAFT	-	-	1	1	1	1	1
A-1603-930A3	1	#Gear Housing Assembly (3/8" stud)	1	1	-	-	-	-	-
A-1603-1568A3	1	+Gear Housing Assembly (7/16" stud)	1	1	1	1	1	1	1
C-16-23071	2	#Stud, gear housing to drive shaft housing (3/8" x 1 7/8")	2	2	-	-	-	-	-
C-16-29078	2	+Stud, gear housing to drive shaft housing (7/16" x 2")	2	2	2	2	2	2	2
C-31-20231	3	Bearing, roller - drive shaft	1	1	1	1	1	1	1
A-32-23652	4	Tube, water inlet - lower	1	1	1	1	1	1	1
A-23-23651	5	Sleeve, water inlet tube	1	1	1	1	1	1	1
■A-26-20232	6	Seal, water tube	3	3	3	3	3	3	3
A-35-23654	7	Screen, water intake - gear housing	1	1	1	1	1	1	1
A-27-31367	-	Gasket, water intake screen to gear housing	1	1	1	1	1	1	1
A-45-29617A1	8	Drive Shaft Assembly (SHORT SHAFT)	1	1	1	1	1	1	1
A-45-29618A1	8	Drive Shaft Assembly (LONG SHAFT)	1	1	1	1	1	1	1
C-53-29116	9	Ring, retaining - ball bearing (25/32" I.D.)	1	1	1	1	1	1	1
C-53-29115	9	Ring, retaining - ball bearing (3/4" I.D.)	1	1	-	-	-	-	-
A-43-20834	10	Gear, pinion	1	1	1	1	1	1	1
C-14-29163	11	Tab Washer, pinion gear screw	1	1	1	1	1	1	1
A-10-20925	12	Screw, pinion gear retaining	1	1	1	1	1	1	1
C-15-20929	13	Shim, ball bearing to drive shaft	*	*	*	*	*	*	*
A-30-20861	14	Bearing, ball - drive shaft	1	1	1	1	1	1	1
■C-25-20266	15	"O" Ring, water pump cartridge	1	1	1	1	1	1	1
A-46-29117A1	16	Water Pump Cartridge Assembly	1	1	1	1	1	1	1
C-26-23300	17	Oil Seal	1	1	1	1	1	1	1
A-28091	18	Insert, water pump cartridge	1	1	1	1	1	1	1
A-28-28657	19	Key, water pump cartridge	1	1	1	1	1	1	1
C-47-20268	20	Impeller, water pump	1	1	1	1	1	1	1
C-17-23733	21	Pin, impeller drive	1	1	1	1	1	1	1
A-20272	22	Plate, outlet - water pump cover	1	1	1	1	1	1	1
A-20270A2	23	Water Pump Cover Assembly	1	1	1	1	1	1	1
C-26-23517	24	Oil Seal	1	1	1	1	1	1	1
■C-25-20273	25	Ring, rubber - centrifugal slinger	1	1	1	1	1	1	1
■C-25-29619	26	"O" Ring, drive shaft - upper	-	-	1	1	1	1	1
C-25136	27	Shaft, shift - lower	1	1	1	1	1	1	1
C-18-20233	28	Clip, retaining - shift shaft	1	1	1	1	1	1	1
C-23-28374A1	29	Bushing Assembly, shift shaft	1	1	1	1	1	1	1
C-26-31249	30	Oil Seal (spring loaded)	1	1	1	1	1	1	1
■C-25-25439	31	"O" Ring, shift shaft bushing	1	1	1	1	1	1	1

NOTE: Check I.D. of ring groove on drive shaft before replacing new retaining ring. Drive shaft on earlier models require the smaller retaining ring (C-53-29115).

\* = As Required

# Use thru Serial #1231089

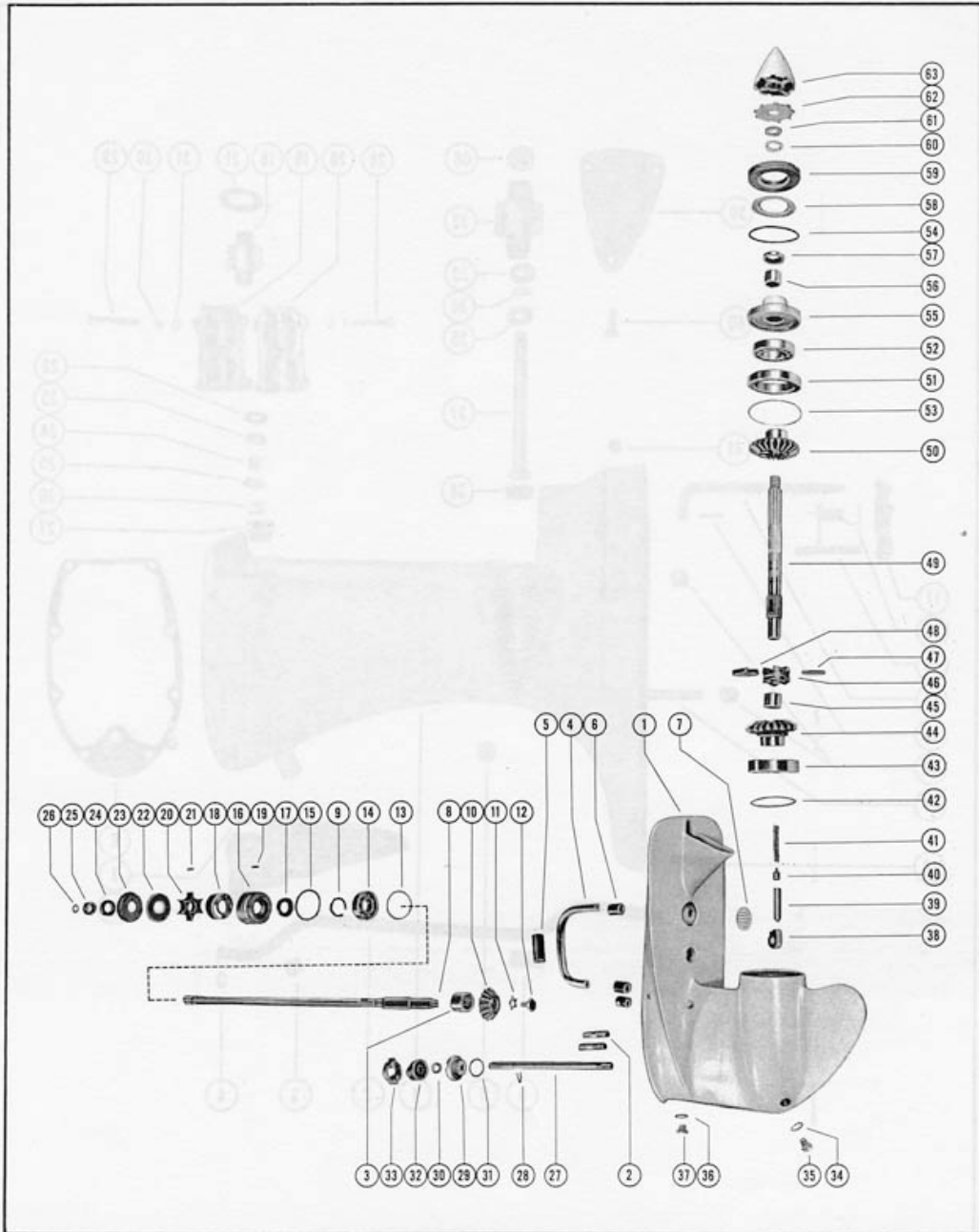
+ Started with Serial #1231090

□ Use thru Serial #1260216

▲ Started with Serial #1260217

(CONTINUED ON PAGE 29)

YJB GEAR HOUSING ASSEMBLY



GEAR HOUSING ASSEMBLY

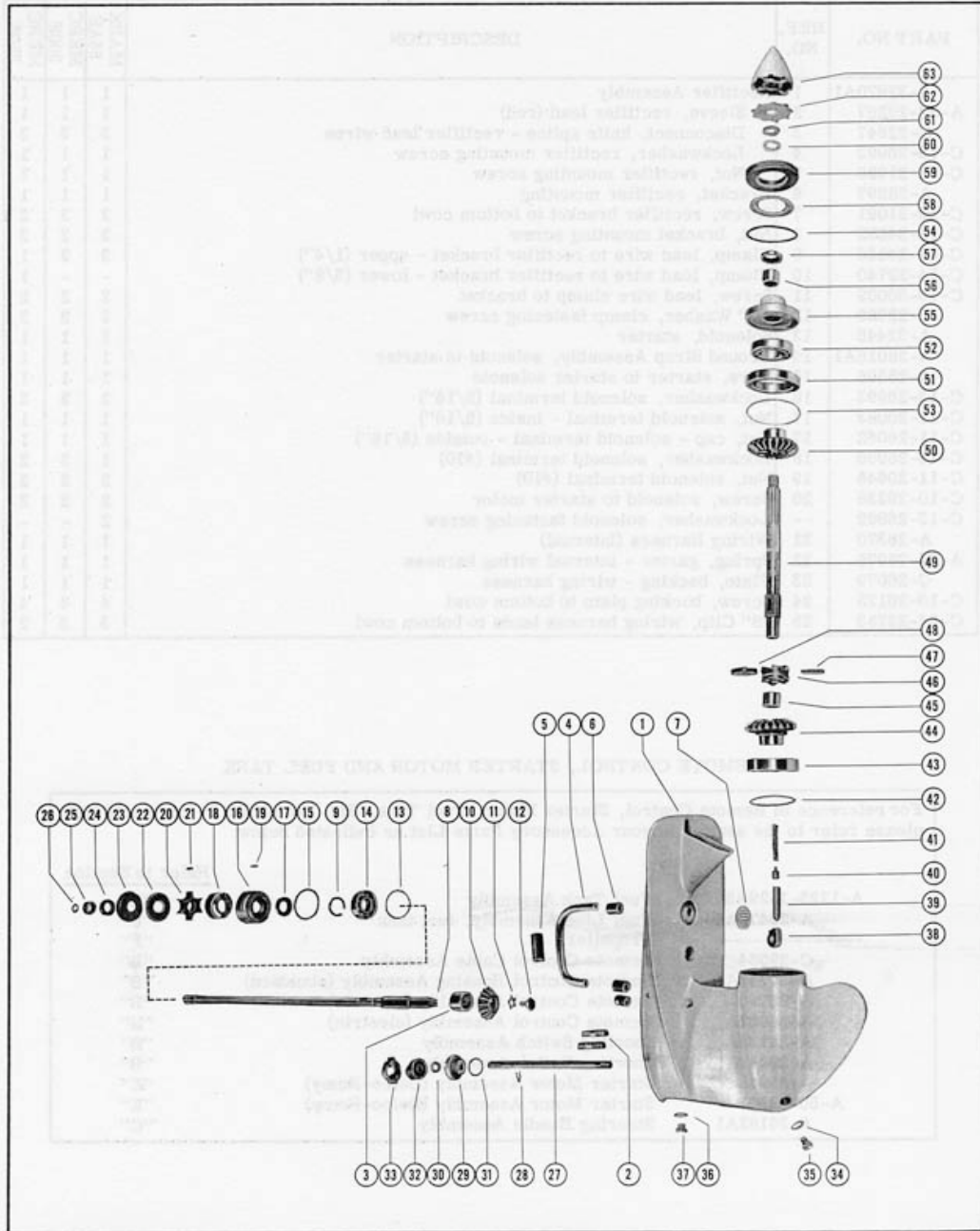
PART NO.	REF. NO.	DESCRIPTION	MARK 35AM	MARK 35AE	MERC 300M	MERC 300E	MERC 350M	MERC 350E	MERC 350M-1
A-25138	32	Cam, lower reverse locking	1	1	1	1	1	1	1
A-25139	33	Cam, upper reverse locking	1	1	-	-	-	-	-
A-29823	33	Cam, upper reverse locking	-	-	1	1	1	1	1
C-12-20260	34	Washer, grease filler and flushing hole screw	2	2	2	2	2	2	2
C-10-28634	35	Screw, grease filler and flushing hole	2	2	2	2	2	2	2
C-12-20262	36	Washer, gear housing vent screw	1	1	1	1	1	1	1
C-10-28653	37	Screw, gear housing vent	1	1	1	1	1	1	1
C-36288	38	Cam, shift	1	1	-	-	-	-	-
C-30147	38	Cam, shift	-	-	1	1	1	1	1
A-20930	39	Follower, cam	1	1	1	1	1	1	1
C-20843	40	Slide, cross pin	1	1	1	1	1	1	1
C-24-20254	41	Spring, cam follower pin	1	1	1	1	1	1	1
C-15-20928	42	Shim, ball bearing to gear housing ---	*	*	*	*	*	*	*
A-43-20975A1	--	Forward Gear Assembly, Complete	1	1	1	1	1	1	1
C-30-20840	43	Bearing, ball - forward gear	1	1	1	1	1	1	1
A-43-20975	44	Forward Gear Assembly	1	1	1	1	1	1	1
C-31-20249	45	Bearing, roller - forward gear	1	1	1	1	1	1	1
A-52-32189	46	Ratchet, sliding clutch	1	1	1	1	1	1	1
C-17-20841	47	Pin, cross - ratchet to propeller shaft	1	1	1	1	1	1	1
C-53-20842	48	Ring, retaining - cross pin	1	1	1	1	1	1	1
A-44-25254	49	Shaft, propeller	1	1	1	1	1	1	1
A-43-20975A2	--	Reverse Gear Assembly, Complete	1	1	1	1	1	1	1
A-43-20975	50	Reverse Gear Assembly	1	1	1	1	1	1	1
A-20864	51	Ring, adaptor - ball bearing	1	1	1	1	1	1	1
C-30-20839	52	Bearing, ball - reverse gear	1	1	1	1	1	1	1
C-15-20927	53	Shim, adaptor ring to gear housing ---	*	*	*	*	*	*	*
A-25-20863	54	"O" Ring, bearing carrier	1	1	1	1	1	1	1
A-20862A1	55	Bearing Carrier Assembly	1	1	1	1	1	1	1
C-31-20249	56	Bearing, roller	1	1	1	1	1	1	1
C-26-23300	57	Oil Seal	1	1	1	1	1	1	1
A-12-22970	58	Washer, gear housing cover	1	1	1	1	1	1	1
A-20865	59	Cover, gear housing	1	1	1	1	1	1	1
C-12-25251	60	Washer, backing (1/8")	*	*	*	*	*	*	*
A-48-29296A2	--	Propeller Assembly (2 blade - aluminum)	-	-	-	-	1	1	1
C-12-25252	61	Washer, backing (1/32")	1	1	1	1	1	1	1
A-14-25250	62	Tab Washer, propeller nut	1	1	1	1	1	1	1
A-11-20837	63	Nut, propeller (aluminum)	1	1	1	1	1	1	1
A-11-29825	63	Nut, propeller (nylon)	@	@	@	@	@	@	@

\* = As Required

@ = Optional

(CONTINUED FROM PAGE 28)

GEAR HOUSING ASSEMBLY



Revised March 1966

(MARK 35A, MERC 300, MERC 350)

Page 30


RECTIFIER, STARTER SOLENOID AND WIRING HARNESS

PART NO.	REF. NO.	DESCRIPTION	MARK	MERC	MERC
			35AE	300E	350E
A-32970A1	1	Rectifier Assembly	1	1	1
A-32-29267	2	Sleeve, rectifier lead (red)	1	1	1
C-22647	3	Disconnect, knife splice - rectifier lead wires	3	3	3
C-13-26993	4	Lockwasher, rectifier mounting screw	1	1	1
C-11-21929	5	Nut, rectifier mounting screw	1	1	1
A-28597	6	Bracket, rectifier mounting	1	1	1
C-10-21091	7	Screw, rectifier bracket to bottom cowl	2	2	2
C-11-24652	8	Nut, bracket mounting screw	2	2	2
C-54-24836	9	Clamp, lead wire to rectifier bracket - upper (1/4")	2	2	1
C-54-22740	10	Clamp, lead wire to rectifier bracket - lower (3/8")	-	-	1
C-10-30009	11	Screw, lead wire clamp to bracket	2	2	2
C-22789	12	"D" Washer, clamp fastening screw	2	2	2
A-32445	13	Solenoid, starter	1	1	1
A-28016A1	14	Ground Strap Assembly, solenoid to starter	1	1	1
A-25596	15	Wire, starter to starter solenoid	1	1	1
C-13-26993	16	Lockwasher, solenoid terminal (5/16")	2	2	2
C-11-20083	17	Nut, solenoid terminal - inside (5/16")	1	1	1
C-11-26062	17	Nut, cap - solenoid terminal - outside (5/16")	1	1	1
C-13-26996	18	Lockwasher, solenoid terminal (#10)	1	2	2
C-11-20645	19	Nut, solenoid terminal (#10)	2	2	2
C-10-29238	20	Screw, solenoid to starter motor	2	2	2
C-13-26992	--	Lockwasher, solenoid fastening screw	2	-	-
A-28370	21	Wiring Harness (Internal)	1	1	1
A-24-28975	22	Spring, garter - internal wiring harness	1	1	1
C-26079	23	Plate, backing - wiring harness	1	1	1
C-10-26128	24	Screw, backing plate to bottom cowl	4	4	4
C-54-22783	25	"S" Clip, wiring harness leads to bottom cowl	3	3	2

REMOTE CONTROL, STARTER MOTOR AND FUEL TANK

For reference to Remote Control, Starter Motor, Fuel Tank, Etc. not shown in this parts list, please refer to the section in your Accessory Parts List as indicated below:		
		<u>Refer to Section</u>
A-1225-1529A8	Fuel Tank Assembly	"D"
A-29479A20	Fuel Line Assembly, fuel tank	"D"
-----	Propellers	"F"
C-29564-S	Remote Control Cable Assembly	"B"
A-34741A1	Remote Control Housing Assembly (standard)	"B"
A-26790A__	Remote Control Assembly (electric)	"B"
A-30062A__	Remote Control Assembly (electric)	"B"
A-25763A__	Shorting Switch Assembly	"B"
A-29649A__	Shorting Switch Assembly	"B"
A-25942	Starter Motor Assembly (Delco-Remy)	"E"
A-50-29105	Starter Motor Assembly (Delco-Remy)	"E"
A-36182A1	Steering Handle Assembly	"C"

RECTIFIER, STARTER SOLENOID AND WIRING HARNESS



Revised March 1966

(MARK 35A, MERC 300, MERC 350)

Page 32

**SERIAL NUMBERS:**

Mark 58E . . . . .	1139538 and up
Mark 55AM . . . . .	1221731 and up
Mark 55AE . . . . .	1224481 and up
Mark 58AM . . . . .	1197370 and up
Mark 58AE . . . . .	1195070 and up

**INDEX:**

	<u>Page</u>
Bottom Cowl Assembly . . . . .	26
Carburetor Assembly (Mark 58E, 58AM, 58AE) . . . . .	11
Carburetor Assembly (Mark 55AM and Mark 55AE) . . . . .	14
Carburetor Linkage and Choke Solenoid (Mark 58E, 58AM, 58E) . . . . .	15
Carburetor Linkage and Choke Solenoid (Mark 55AM and Mark 55AE) . . . . .	18
Clamp and Swivel Bracket Assembly (Mark 58E, 58AM, 58AE) . . . . .	27
Clamp and Swivel Bracket Assembly (Mark 55AM and Mark 55AE) . . . . .	30
Cowling and Front Cover . . . . .	6
Crankshaft, Piston and Connecting Rod . . . . .	23
Cylinder Block and Crankcase Assembly . . . . .	22
Drive Shaft Housing Assembly . . . . .	31
Flywheel Assembly and Stator . . . . .	6
Fuel Pump Assembly . . . . .	19
Fuel Tank Assembly . . . . .	41
Gear Housing Assembly, Complete (Drive Shaft and Component Parts) . . . . .	34
Gear Housing Assembly, Complete (Propeller Shaft and Component Parts) . . . . .	35
Magneto Adaptor and Pilot Assembly . . . . .	7
Magneto Assembly, Complete . . . . .	10
Propellers . . . . .	41
Rectifier, Starter Solenoid and Wiring Harness . . . . .	38
Remote Control Cable Assembly . . . . .	41
Remote Control Assembly (Electric) . . . . .	41
Starter Motor Assembly (Delco-Remy) . . . . .	41
Top Cowl and Starter Assembly (Mark 58E) . . . . .	2
Top Cowl and Starter Assembly (Mark 55AM, 55AE, and Mark 58AM, 58AE) . . . . .	3

*(See Page 39 for Mark 58EL, Mark 58AML and Mark 58AEL Parts List.)*

*(See Page 39 for Mark 58S and Mark 58AS Parts List.)*

*(See Page 40 for Mark 55AML and Mark 55AEL Parts List.)*

*(See Page 40 for Mark 55AS Parts List.)*

AR = As Required

Parts List No. 90-33059

TOP COWL AND STARTER ASSEMBLY

PART NO.	REF. NO.	DESCRIPTION	MARK 58E
101-1266A2	1	Top Cowl Assembly	1
16-20353	2	Stud, top cowl to crankcase	2
16-20500	3	Stud, top cowl to cover	2
25-20116	-	Grommet, choke knob	1
37-28988	-	Decal Set, top cowl	1
23-20326	4	Spacer, top cowl stud	2
50-28895	5	Sheave Assembly	1
20155	6	Retainer, starter spring	1
24-29340A1	7	Spring, starter rewind	1
20157	8	Shaft, sheave	1
23-20158	9	Spacer, sheave shaft	1
23-20159	10	Bushing, spring guide	1
13-20160	11	Washer, wave	1
26179	12	Retainer, wave washer	1
12-26180	13	Washer, wave washer retainer	1
20162	14	Pawl, starter	3
13-29402	15	Washer, wave - starter pawl	3
20164	16	Plate, retainer - starter pawl	1
14-20165	17	Washer, sheave shaft nut	1
11-20166	18	Nut, sheave shaft (left hand thread)	1
50-22791A1	19	Starter Cable Assembly	1
20662	20	Handle, starter cable	1
20172	21	End Cap, starter cable handle	1
12-20028	22	Washer, top cowl stud (1/16")	4
12-20346	23	Washer, top cowl stud (1/16")	4
12-20583	--	Washer, top cowl stud (1/32")	AR
11-20361	24	Nut, top cowl fastening	4
20485	25	Cover, trim - top cowl	1
23-23072	26	Spacer, trim cover	1
10-21643	27	Screw, trim cover to top cowl	1



# TOP COWL AND STARTER ASSEMBLY




TOP COWL AND STARTER ASSEMBLY

PART NO.	REF. NO.	DESCRIPTION	MARK 55AM	MARK 55AE	MARK 58AM	MARK 58AE
177-1600A2	1	Top Cowl Assembly (without trim moulding) - see note #2 at bottom of Page 3	1	1	1	1
16-20500	2	Stud, rear - top cowl to cover	2	2	2	2
16-20353	3	Stud, front - top cowl to crankcase	2	2	2	2
25-20116	4	Grommet, choke knob	1	1	1	1
28967	5	Screen, vent - top cowl	1	1	1	1
11-28968	6	Nut, speed - vent screen to top cowl	4	4	4	4
10-29221	6A	Screw, vent screen to top cowl	4	4	4	4
177-1594A2	1	Top Cowl Assembly (with trim moulding)	-	-	1	1
16-20500	2	Stud, rear - top cowl to cover	-	-	2	2
16-20353	3	Stud, front - top cowl to crankcase	-	-	2	2
25-20116	4	Grommet, choke knob	-	-	1	1
28967	5	Screen, vent - top cowl	-	-	1	1
11-28968	6	Nut, speed - vent screen to top cowl	-	-	4	4
10-29221	6A	Screw, vent screen to top cowl	-	-	4	4
29228A1	7	Trim Moulding Assembly	-	-	1	1
10-29226	8	Screw, decorative - moulding to top cowl	-	-	2	2
10-29227	9	Screw, brass - moulding to top cowl	-	-	2	2
13-26995	10	Lockwasher, moulding fastening screw	-	-	4	4
11-26419	11	Nut, moulding fastening screw	-	-	4	4
37-28988	12	Decal Set, top cowl (colored engines)	1	1	1	1
37-28989A1	12	Decal Set, top cowl (white engines)	1	1	1	1
23-20326	13	Spacer, top cowl stud	2	2	2	2
12-20028	14	Washer, top cowl stud (1/16")	4	4	4	4
12-20346	15	Washer, top cowl stud (3/4")	4	4	4	4
12-20583	--	Washer, top cowl stud (1/32")	AR	AR	AR	AR
11-20361	16	Nut, top cowl fastening	4	4	4	4
20155	17	Retainer, starter spring	1	1	1	1
24-29340A1	18	Spring, starter rewind	1	1	1	1
23-28912	19	Bushing, spring guide	1	1	1	1
50-28908	20	Sheave Assembly	1	1	1	1
20162	21	Pawl, starter	3	3	3	3
13-29402	22	Washer, wave - starter pawl	3	3	3	3
23-28919	23	Bushing, nylon - sheave shaft spacer	1	1	1	1
23-28911	24	Spacer, sheave shaft	1	1	1	1
26179	25	Retainer, wave washer	1	1	1	1
12-26180	26	Washer, wave washer retainer	1	1	1	1
13-20160	27	Washer, wave - retainer tension	1	1	1	1
20164	28	Plate, retainer starter pawl	1	1	1	1
28913	29	Shaft, sheave	1	1	1	1
50-28985A1	30	Starter Cable Assembly	1	1	1	1
28747	31	Handle, starter cable	1	1	1	1
28748	32	Retainer, starter cable and handle	1	1	1	1
29274A1	--	Handle Assembly, top cowl (see note #2 below)	1	1	1	1
29274	33	Handle, chrome - top cowl	1	1	1	1
31003	34	Handle, inside - top cowl	1	1	1	1
12-29245	35	Washer, chrome handle stud	2	2	2	2
12-20346	36	Washer, chrome handle stud	1	1	1	1
11-21825	37	Nut, chrome handle stud	3	3	3	3
29413	--	Bumper, top cowl handle	1	1	1	1
10-29199	38	Screw, handle to top cowl	1	1	1	1
12-29245	39	Washer, chrome handle stud	1	1	2	2
11-21825	40	Nut, chrome handle stud	1	1	1	1
14-20165	41	Tab Washer, sheave shaft nut	1	1	1	1
11-20166	42	Nut, sheave shaft (left hand thread)	1	1	1	1

NOTE #1: On later engines the speed nut bosses used to fasten vent screen to top cowl have been removed. In their place, self-tapping screws are now used. Order and replace parts accordingly.

NOTE #2: 28986 Handle, used on early engines, is no longer available. For replacement--order 29274A1 Handle Assembly. However, 10-29199 Screw (2), 10-22421 Screw (1) and 11-20361 Nut (1) used in conjunction with the 28986 Handle are still available.

# TOP COWL AND STARTER ASSEMBLY



COWLING AND FRONT COVER

PART NO.	REF. NO.	DESCRIPTION	MARK 58E	MARK 55AM	MARK 55AE	MARK 58AM	MARK 58AE
175-1420A1	1	Cowl Front Cover Assembly	1	-	-	-	-
175-1538A1	1	Cowl Front Cover Assembly (early Mark 55AM and Mark 55AE)	-	1	1	-	-
26183A	2	Emblem, cowl front cover (see note #1 below)	1	1	1	-	-
10-29552	3	Screw, cowl front cover fastening	1	1	1	-	-
12-26162	4	Washer, rubber - cover fastening screw	2	2	2	-	-
12-27897	5	Washer, nylon - cover fastening screw	1	1	1	-	-
20721	6	Bumper, rubber - cowl front cover (small)	2	4	4	-	-
26901	7	Bumper, rubber - cowl front cover (large)	2	2	2	-	-
28999	8	Blanket, cowl front cover	-	1	1	-	-
12-29000	9	Washer, blanket to front cover	-	2	2	-	-
11-28968	10	Nut, speed - blanket fastening	-	1	1	-	-
178-1615A1	1	Cowl Front Cover Assembly (later Mark 55AM and Mark 55AE)	-	1	1	-	-
178-1601A1	1	Cowl Front Cover Assembly (see note #2 below)	-	-	-	1	1
26183A	2	Emblem, cowl front cover (see note #1 below)	-	1	1	1	1
10-29552	3	Screw, cowl front cover fastening	-	1	1	1	1
12-26162	4	Washer, rubber - cover fastening screw	-	1	1	1	1
12-27897	5	Washer, nylon - cover fastening screw	-	1	1	1	1
29345	7	Bumper, rubber - cowl front cover	-	2	2	1	1
29343	8	Blanket, cowl front cover	-	1	1	1	1
107-1015A3	11	Wrap Around Cowl Assembly	1	1	1	1	1
21060	12	Handle, cowl latch	2	2	2	2	2
53-21058	13	"E" Ring, cowl latch hinge pin	4	4	4	4	4
17-21057	14	Pin, hinge - cowl latch handle	4	4	4	4	4
25690	15	Swivel, cowl latch	2	2	2	2	2
25691	16	Hook, cowl latch fastening	2	2	2	2	2
24825	17	Blanket, sound absorbing - wrap around cowl	1	1	1	1	1
92-25234	--	Glue, adhesive - blanket fastening	1	1	1	1	1

NOTE #1: Emblems for replacement may be ordered in two (2) different color combinations as listed below. Be sure and specify color combination required by adding A1 or A5 suffix to emblem part number 26183.

26183A1 Emblem (black background with red and aluminum lettering)  
 26183A5 Emblem (white background with red and gold lettering)  
 92-27109 Adhesive Compound (3/4 ounce kit) emblem fastening

FLYWHEEL ASSEMBLY AND STATOR

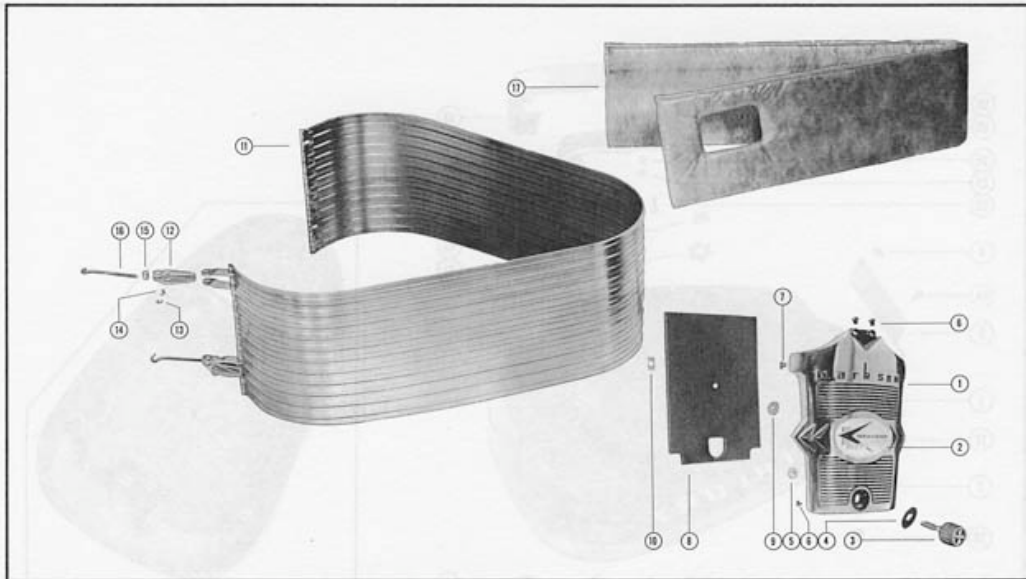
PART NO.	REF. NO.	DESCRIPTION	MARK 58E	MARK 55AM	MARK 55AE	MARK 58AM	MARK 58AE
11-22339	1	Nut, flywheel	1	1	1	1	1
12-26617	2	Washer, flywheel nut	1	1	1	1	1
28-20094	3	Key, flywheel drive	1	1	1	1	1
211-1414A2	4	Flywheel Assembly	1	-	-	-	-
208-1535A1	4	Flywheel Assembly (lug height 15/32") (see note #2 below)	-	1	-	1	-
208-1385A1	4	Flywheel Assembly (lug height 11/32")	-	1	-	1	-
211-1414A6	4	Flywheel Assembly (with spacers on Mark 55AE)	-	-	1	-	-
211-1414A4	4	*Flywheel Assembly	-	-	1	-	-
211-1414A7	4	#Flywheel Assembly (without spacers on Mark 55AE)	-	-	1	-	-
22823	5	Pulley, flywheel	1	1	1	1	1
12-25293	6	Washer, pulley to flywheel	-	1	-	1	-
17-26618	7	Dowel Pin, flywheel pulley	1	1	1	1	1
12-28927	8	Washer, ratchet to flywheel (1/8" spacer)	-	-	3	-	3
50-25263	9	Ratchet, flywheel	1	-	1	-	1
10-29238	10	Screw, ratchet to flywheel	3	-	3	-	3
398-1034	11	Stator, flywheel alternator (use thru #1141504 on Mark 58E)	1	-	-	-	-
398-1455	11	Stator, flywheel alternator (started with #1141505 on Mark 58E)	1	-	1	-	1
22647	12	Disconnect, knife splice - lead wires	2	-	2	-	2
32-26528	13	Sleeve, rubber - stator lead wires	4	-	4	-	4
10-22310	14	Screw, stator to upper end cap	-	-	-	-	-
10-29249	14	Screw, stator to upper end cap	4	-	-	-	-
13-26996	15	Lockwasher, stator fastening screw	-	-	4	-	-
13-26992	15	Lockwasher, stator fastening screw	-	-	1	-	-
54-24836	16	Clip, stator lead to crankcase flange	1	-	1	-	1
10-25255	17	Screw, stator lead clip fastening	1	-	1	-	1
54-22783	18	"S" Clip, stator lead to bottom cowl	3	-	-	-	-

\*Use thru Serial #1226546 on Mark 58AE

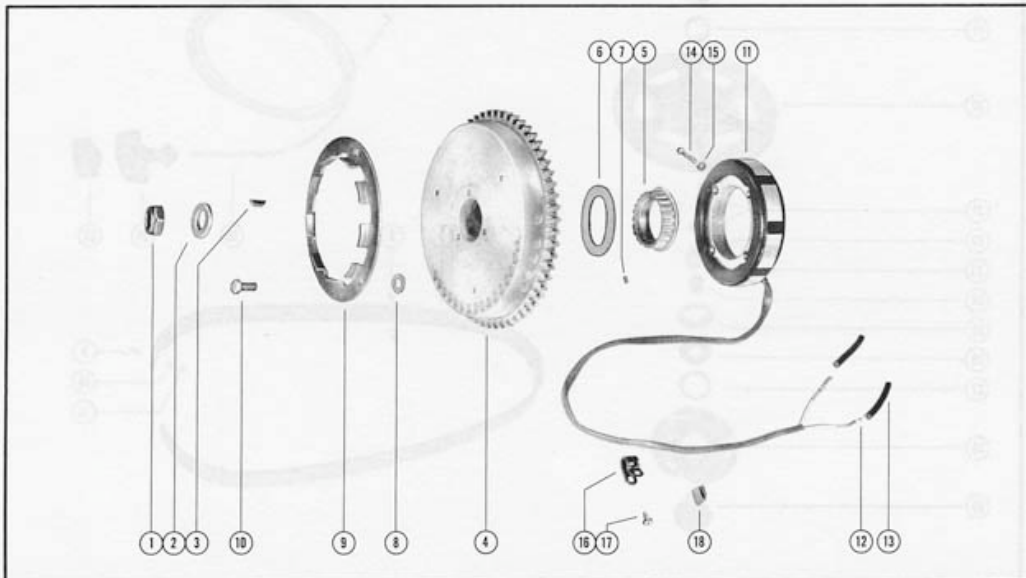
#Started with Serial #1226547 on Mark 58AE

NOTE #2: Whenever replacement of a top cowl is required on early production of Mark 55AE engines, loosen (3) screws holding ratchet to flywheel and remove (3) 1/8" spacers. This applies only on those engines which have spacers under starter ratchet. Starter sheave bosses on later top cowls have been lowered to compensate for removal of these spacers. Replace ratchet with (3) 10-29238 screws (3/8" long). Also check lug height whenever flywheel is replaced on Mark 55AM engines. Early production had lugs 15-32" high and later production lugs are 11/32" high. When 117-1600A2 Top Cowl Assembly is used for replacement, 208-1385A1 Flywheel Assembly must be used.

### FLYWHEEL ASSEMBLY AND STATOR



### COWLING AND FRONT COVER



MAGNETO ADAPTOR AND PILOT ASSEMBLY

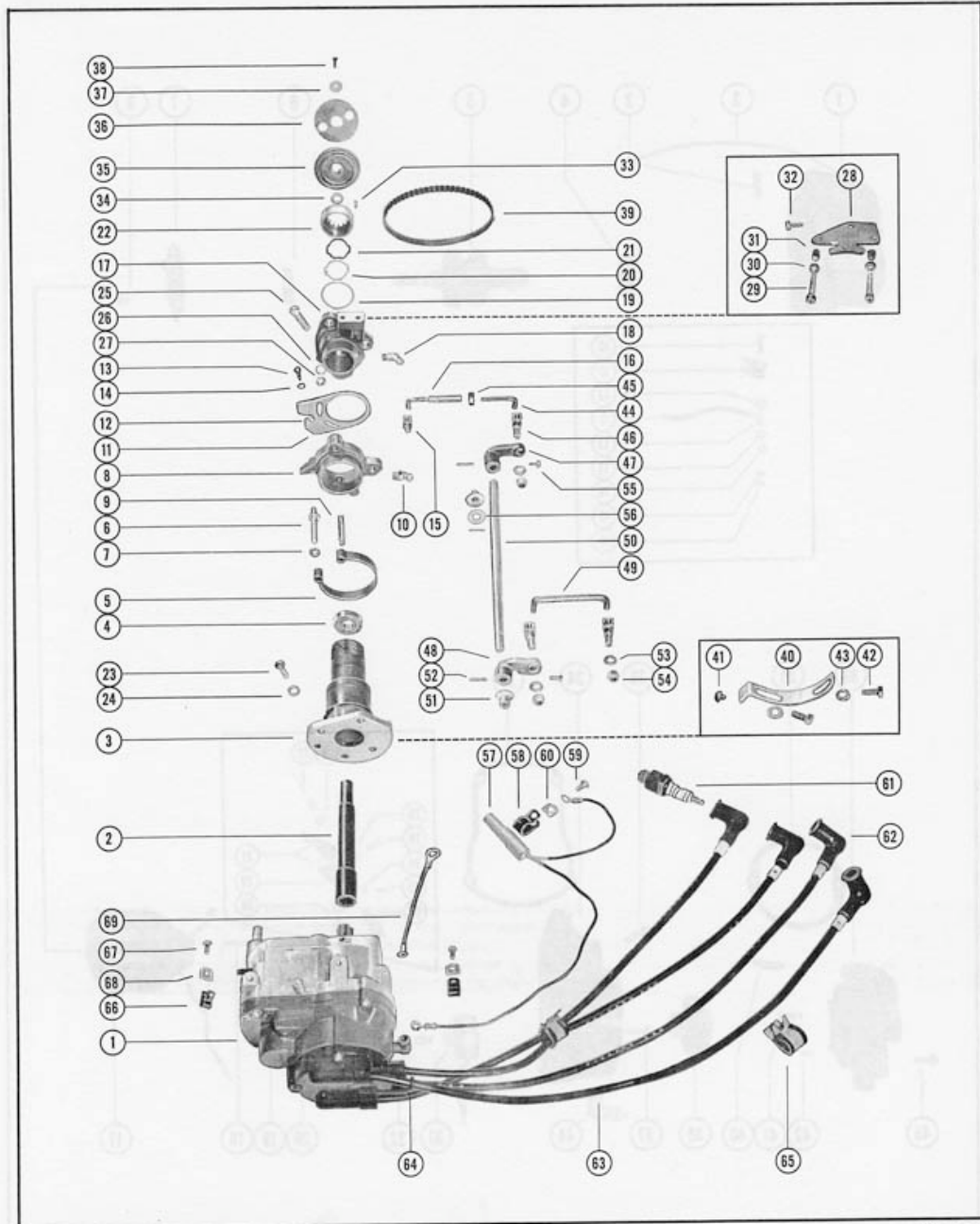
PART NO.	REF. NO.	DESCRIPTION	MARK 58E	MARK 55AM	MARK 55AE	MARK 58AM	MARK 58AE
394-1069A1	1	Magneto Assembly, Complete (4D-1)	1	-	-	-	-
394-1069A2	1	Magneto Assembly, Complete (4D-2) <i>superseded by 394-2771A2</i>	-	-	1	1	1
45-27941	2	Shaft, magneto drive	1	1	1	1	1
27953A3	-	*Magneto Adaptor and Pilot Assembly, Complete	1	1	1	1	1
29321A3	-	#Magneto Adaptor and Pilot Assembly, Complete	-	1	1	1	1
27953A1	3	*Magneto Pilot Assembly	1	1	1	1	1
29321A1	3	#Magneto Pilot Assembly	-	1	1	1	1
30-20065	4	Bearing, ball - magneto pilot	1	1	1	1	1
24-27944	5	Spring, horseshoe - magneto pilot	1	1	1	1	1
17-27962	6	Pin, anchor - horseshoe spring to pilot	1	1	1	1	1
12-29245	7	Washer, horseshoe spring to anchor pin	1	1	1	1	1
27946A1	8	Economiser Collar and Pin Assembly	1	1	1	1	1
17-27961	9	Pin, economiser collar - spring retainer	1	1	1	1	1
22-25094	10	Fitting, grease - economiser collar	1	1	1	1	1
27945A1	11	*Throttle Actuator Assembly	1	-	-	1	1
29065A1	11	#Throttle Actuator Assembly	-	1	1	-	-
29557A1	11	#Throttle Actuator Assembly	-	1	1	-	-
23-26602	12	Bushing, nylon - throttle actuator	2	2	2	2	2
10-20665	13	Screw, throttle actuator to economiser collar	2	2	2	2	2
12-20128	14	Washer, throttle actuator screw	2	2	2	2	2
27947	15	Swivel, linkage - economiser collar	1	1	1	1	1
25996A1	16	Swivel and Link Rod Assembly	1	1	1	1	1
27952	17	Adaptor, magneto	1	1	1	1	1
22-25094	18	Fitting, grease - magneto adaptor	1	1	1	1	1
12-27939	19	Washer, magneto pilot	1	1	1	1	1
14-27960	20	Tab Washer, adaptor cap fastening	1	1	1	1	1
13-27959	21	Washer, wave - magneto ball bearing tension	1	1	1	1	1
27955	22	Cap, magneto adaptor and pilot fastening	1	1	1	1	1
10-30110	23	Screw, adaptor and pilot to magneto	4	4	4	4	4
13-26992	24	Lockwasher, adaptor and pilot fastening screw	4	4	4	4	4
10-22040	25	Screw, adaptor and pilot to crankcase	3	3	3	3	3
12-20094	26	Washer, adaptor and pilot to crankcase screw	3	3	3	3	3
11-20083	27	Nut, adaptor and pilot to crankcase screw	3	3	3	3	3
27943	28	*Plate, throttle stop	1	1	1	1	1
29277	28	#Plate, throttle stop <i>(not as shown)</i>	-	1	1	1	1
37-29315	--	#Decal, throttle stop plate (stop adjustments)	-	1	1	1	1
10-28772	29	Screw, throttle stop adjusting	2	-	-	-	-
10-24933	29	Screw, throttle stop adjusting	-	2	2	2	2
11-20088	30	Nut, throttle stop adjusting screw } 3 each required with 25277 Plate	2	2	2	2	2
26852	31	Cap, nylon - adjusting screw	2	2	2	2	2
10-29197	32	Screw, throttle stop plate to adaptor	2	2	2	2	2
28-28657	33	Key, magneto driving	1	1	1	1	1
23-27957	34	Spacer, pulley to magneto adaptor cap	1	1	1	1	1
24607	35	Pulley, driven <i>(superseded by 29783A2)</i>	1	1	1	1	1
20136	36	Flange, driven pulley	1	1	1	1	1
12-20138	37	Washer, pulley clamping screw	1	1	1	1	1
10-29240	38	Screw, pulley clamping	1	1	1	1	1
20140	39	Belt, timing	1	1	1	1	1
27942A1	40	#Magneto Stop Assembly	1	1	1	1	1
26597	41	#Bumper, rubber - magneto stop	1	1	1	1	1
10-28635	42	#Screw, magneto stop to pilot	2	2	2	2	2
12-20533	43	#Washer, magneto stop fastening screw	2	2	2	2	2
27949	44	Rod, link - upper	1	1	1	1	1
11-25168	45	Nut, upper link rod adjusting	-	1	1	1	1
27948	46	Swivel, upper and lower link rods	3	3	3	3	3
28061	47	Lever, linkage - upper	1	1	1	1	1
27941	48	Lever, linkage - lower	1	1	1	1	1
27950	49	Rod, link - lower	1	1	1	1	1
27940	50	Shaft, vertical	1	1	1	1	1
23-22981	51	Bushing, nylon - vertical shaft	2	2	2	2	2
17-25870	52	Roll Pin, vertical shaft and linkage levers	3	3	3	3	3
12-29245	53	Washer, upper and lower swivel	3	3	3	3	3
11-20361	54	Nut, upper and lower swivel to lever and bracket	3	3	3	3	3
10-25781	55	Screw, set - linkage lever	2	2	2	2	2
12-25866	56	Washer, vertical shaft - center	1	1	1	1	1
28060	57	Switch, mercury - exhaust manifold cover	1	-	-	1	1
54-22875	58	Clamp, mercury switch fastening	1	-	-	1	1
10-30009	59	Screw, mercury switch clamp to exhaust cover	1	-	-	1	1
22789	60	"D" Washer, clamp fastening screw	1	-	-	1	1
33-20127	61	Spark Plug	4	4	4	4	4
20119	62	Protector, spark plug	4	4	4	4	4
23564	63	Cable, high tension lead	4	4	4	4	4
25-25429	64	"O" Ring, high tension lead cable	2	2	2	2	2
54-20534	65	Clip, high tension lead cable	2	2	2	2	2
54-25231	66	Clip, mercury switch and harness leads to magneto	2	2	2	2	2
10-20401	67	Screw, lead clip to magneto	2	2	2	2	2
22789	68	"D" Washer, lead clip to magneto screw	2	2	2	2	2
394-1134A1	69	Ground Strap Assembly	1	1	1	1	1

Use 10-30009 self-tapping screw where hole for fastening mercury switch clamp is not threaded. On later exhaust covers, the hole is now tapped which requires use of 10-20401 screw.

\*Use thru Serial #1255439 on Mark 55AM and Mark 55AE  
 \*Use thru Serial #1241589 on Mark 58AM and Mark 58AE

#Started with Serial #1255440 on Mark 55AM and Mark 55AE  
 #Started with Serial #1241590 on Mark 58AM and Mark 58AE

# MAGNETO ADAPTOR AND PILOT ASSEMBLY



Revised August 1963

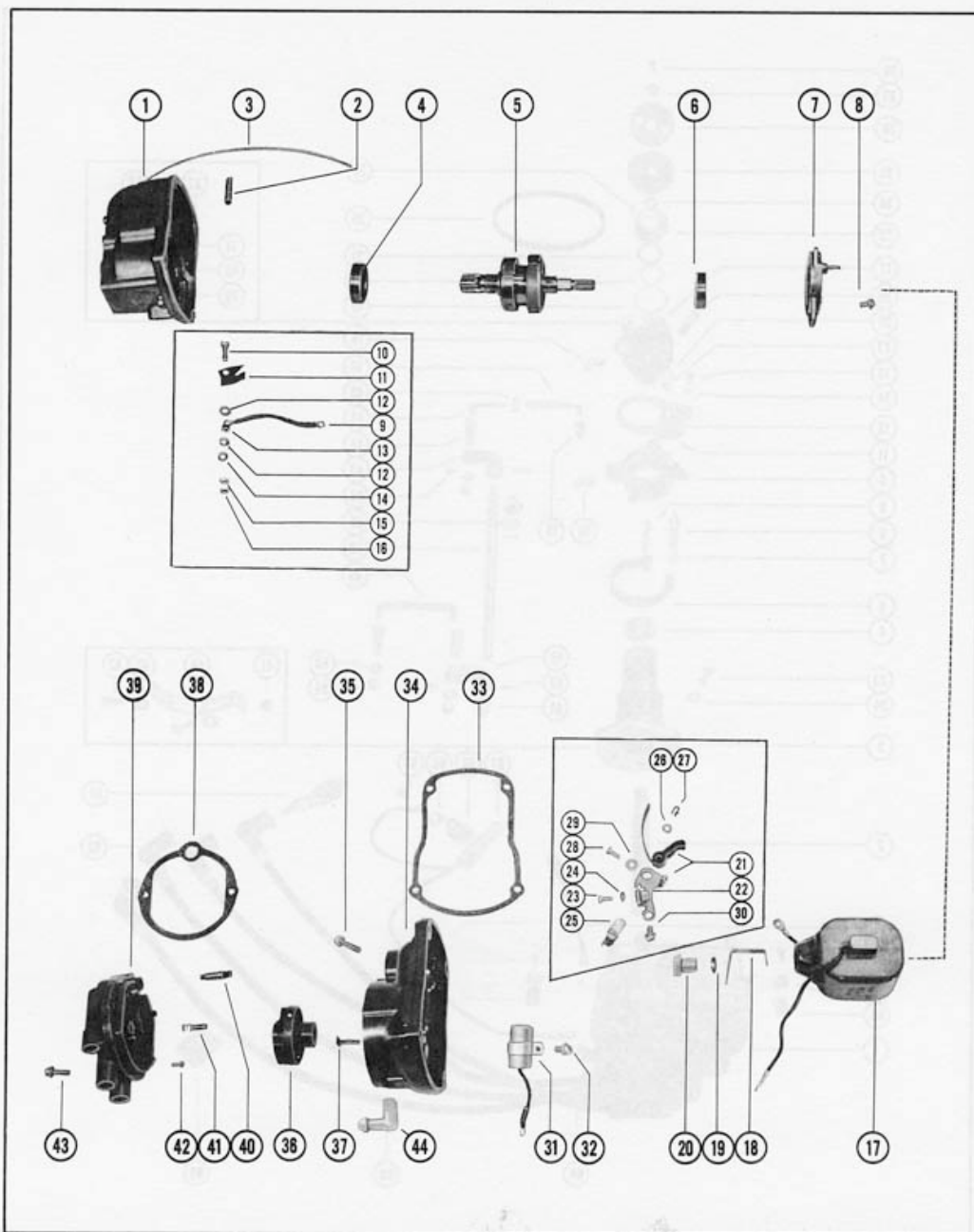
MAGNETO ASSEMBLY, COMPLETE

PART NO.	REF. NO.	DESCRIPTION	MARK	MARK	MARK	MARK	MARK
			58E	55AM	55AE	58AM	58AE
			4D-1	4D-1	4D-2	4D-1	4D-2
394-1069A1	-	Magneto Assembly, Complete (4D-1) <i>see note below</i>	1	1	-	1	-
394-1069A2	-	Magneto Assembly, Complete (4D-2)	-	-	1	-	1
394-1570A1	1	Frame Assembly, magneto housing	1	1	-	1	-
394-1570	1	Frame, magneto housing	-	-	1	-	1
10-25510	2	Screw, set - coil bridge	2	2	2	2	2
394-1051	3	Lockwire, coil bridge set screw	1	1	1	1	1
30-24998	4	Bearing, ball (drive end)	1	1	1	1	1
394-1067	5	Magnetic Rotor and Shaft	1	1	1	1	1
30-24997	6	Bearing, ball (opposite drive end)	1	1	1	1	1
394-1068	7	Support, ball bearing	1	1	1	1	1
10-25509	8	Screw and Lockwasher, support to frame	3	3	3	3	3
394-1053A1	9	Wire Assembly, primary ground lead	1	1	1	1	1
10-24609	10	Screw, primary ground	1	1	-	1	-
10-29182	10	Screw, primary ground	-	-	1	-	1
394-1579	11	Insulator, primary ground terminal	1	1	1	1	1
12-25719	12	Washer, insulating - primary ground screw	2	2	-	2	-
12-29099	12	Washer, insulating - primary ground screw	-	-	1	-	1
23-25512	13	Bushing, insulating - housing frame	1	1	-	1	-
23-29101	13	Bushing, insulating - housing frame	-	-	1	-	1
12-20192	14	Washer, primary ground screw	1	1	-	1	-
12-26014	14	Washer, primary ground screw	-	-	1	-	1
11-28656	15	Nut, lock - primary ground screw	1	1	-	1	-
11-24656	15	Nut, lock - primary ground screw	-	-	1	-	1
11-21923	16	Nut, primary ground screw	1	1	-	1	-
11-20645	16	Nut, primary ground screw	-	-	1	-	1
394-1128A1	17	Coil Assembly, Complete	1	1	1	1	1
394-1050	18	Clip, coil - high tension	1	1	1	1	1
13-23836	19	Lockwasher, coil terminal	1	1	1	1	1
394-1131	20	Nut, coil clip fastening	1	1	1	1	1
394-1100A3	21	Breaker Assembly, Complete	1	1	1	1	1
394-1163	22	Grommet, plastic - breaker bracket	1	1	1	1	1
10-26008	23	Screw, breaker terminal	1	1	1	1	1
13-20378	24	Lockwasher, breaker terminal screw	1	1	1	1	1
394-1106A1	25	Holder and Cam Wick Assembly	1	1	1	1	1
12-25944	26	Washer, breaker arm	1	1	1	1	1
18-25723	27	Cotter Pin (hair), bracket arm	1	1	1	1	1
10-22032	28	Screw, bracket support	1	1	1	1	1
12-20192	29	Washer, bracket support screw	1	1	1	1	1
10-25509	30	Screw and Lockwasher, bracket locking	1	1	1	1	1
394-1130	31	Condenser	1	1	1	1	1
10-25509	32	Screw and Lockwasher, condenser fastening	1	1	1	1	1
27-25724	33	Gasket, magneto cover	1	1	-	1	-
27-29166	33	Gasket, magneto cover	-	-	1	-	1
394-1057	34	Cover, magneto	1	1	-	1	-
394-1577	34	Cover, magneto	-	-	1	-	1
10-28257	35	Screw, cover to frame	4	4	-	4	-
10-29418	35	Screw, cover to frame	-	-	4	-	4
14-29157	--	Tab Washer, cover fastening screw	-	-	4	-	4
394-1671A1	36	Magneto Rotor Assembly	1	1	1	1	1
394-1110	37	Clip, spring	1	1	1	1	1
27-25725	38	Gasket, end cap cover	1	1	1	1	1
394-1561A2	39	End Cap Cover Assembly	1	1	1	1	1
394-1065A1	40	Lead Assembly, high tension	1	1	1	1	1
394-1056A1	41	Brush and Spring Assembly	1	1	1	1	1
10-25517	42	Screw, high tension cable	4	4	4	4	4
10-28259	43	Screw, end cap cover to magneto cover	2	2	-	2	-
10-29418	43	Screw, end cap cover to magneto cover	-	-	2	-	2
14-29157	--	Tab Washer, cover fastening screw	-	-	2	-	2
22-25885	44	Elbow, plastic - magneto cover nut	1	1	1	1	1

NOTE: The 394-1069A1 and 394-1069A2 Magneto Assemblies are no longer available. For replacement - order 394-1652A1 Magneto Assembly. Component parts are still stocked, so order your replacement parts accordingly.



YJ8 MAGNETO ASSEMBLY, COMPLETE

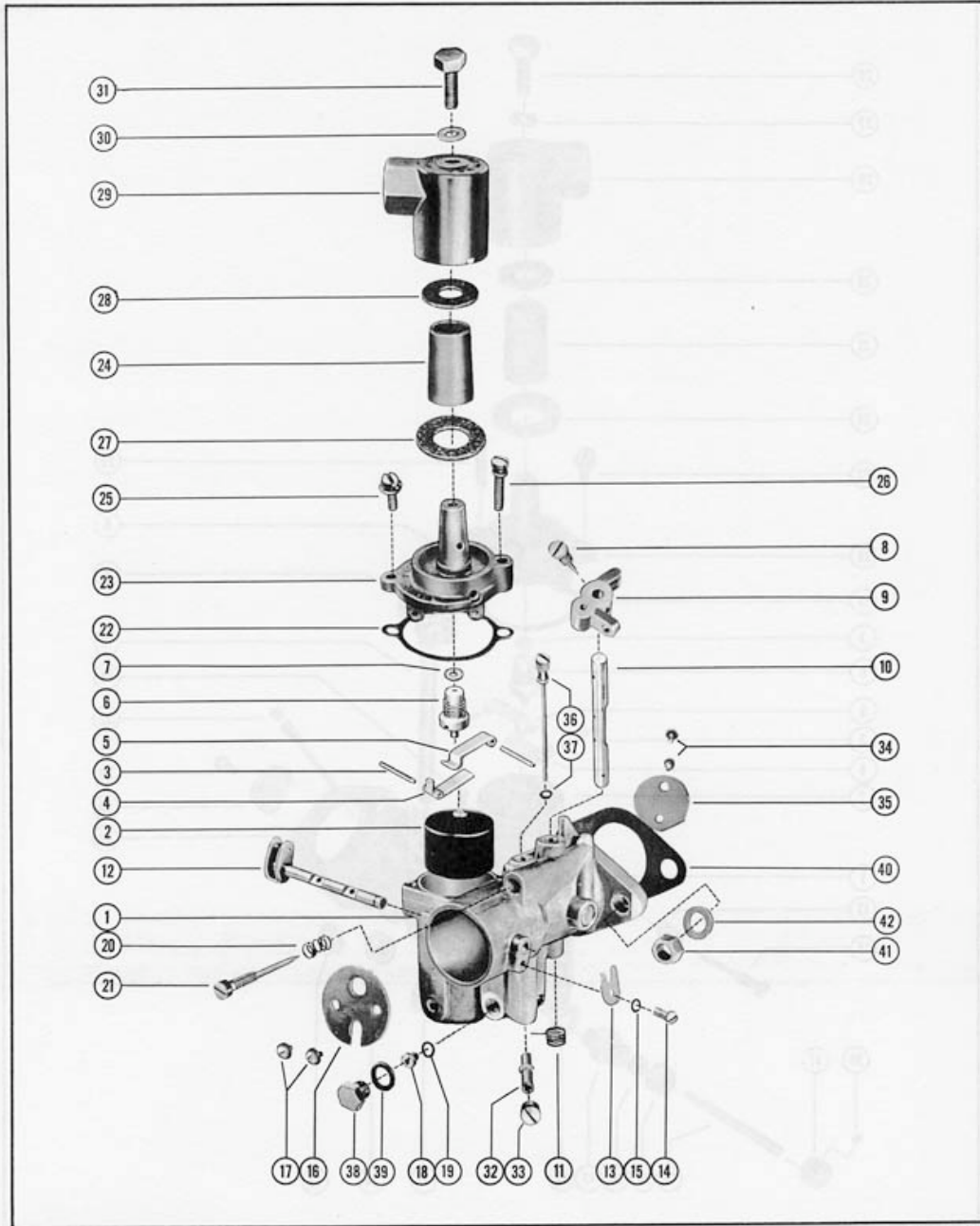


CARBURETOR ASSEMBLY

PART NO.	REF. NO.	DESCRIPTION	MARK 58E	MARK 58AM	MARK 58AE
1333-1387	1	Carburetor Assembly, Complete (KA-2A)	2	2	2
1399-110A1	2	Float Assembly	2	2	2
17-20853	3	Pin, float lever pinion	4	4	4
1399-102	4	Lever, float (lower)	2	2	2
1399-101	5	Lever, float (upper)	2	2	2
1399-1473	6	Inlet Needle, Seat and Gasket	2	2	2
27-25033	7	Gasket, inlet seat	2	2	2
10-20847	8	Screw, throttle stop lever	2	2	2
1399-97	9	Lever, throttle stop <i>(see note below)</i>	1	1	1
1399-1475	10	Shaft, throttle	1	2	2
24-20869	11	Spring, throttle shaft return <i>(upper carburetor)</i>	1	1	1
24-26890	11	Spring, throttle shaft return <i>(lower carburetor)</i>	2	1	1
1399-1469	12	Choke Shaft and Lever	2	2	2
54-28407	13	Clip, choke shaft retaining	2	2	2
10-28408	14	Screw, retaining clip to lower carburetor	2	2	2
13-26995	15	Lockwasher, retaining clip screw	2	2	2
1399-1470	16	Shutter, choke	2	2	2
10-23035	17	Screw and Lockwasher, choke shutter	4	4	4
1399-1457	18	Jet, main fuel (.057)	Opt.	Opt.	Opt.
1399-1459	18	Jet, main fuel (.059)	Opt.	Opt.	Opt.
1399-1461	18	Jet, main fuel (.061)	Opt.	Opt.	Opt.
1399-1463	18	Jet, main fuel (.063 - standard) <i>(see Section V, Service Manual)</i>	2	2	2
1399-1465	18	Jet, main fuel (.065)	Opt.	Opt.	Opt.
1399-1467	18	Jet, main fuel (.067)	Opt.	Opt.	Opt.
27-28409	19	Gasket, main fuel jet	2	2	2
24-27160	20	Spring, idle adjustment screw	2	2	2
1399-1608	21	Screw, idle adjustment	2	2	2
1399-99	22	Gasket, float bowl cover	2	2	2
1399-1133	23	Cover, float bowl	2	2	2
1339-1754	24	Element, filter	2	2	2
10-20854	25	Screw, float bowl cover (short)	2	2	2
10-25850	26	Screw, float bowl cover (long)	2	2	2
27-25851	27	Gasket, strainer cover (large)	2	2	2
27-25849	28	Gasket, strainer cover (small)	2	2	2
1399-1135	29	Cover, strainer	2	2	2
27-25848	30	Gasket, strainer cover screw	2	2	2
10-25822	31	Screw, strainer cover fastening	2	2	2
1399-1474	32	Nozzle, main	2	2	2
10-23178	33	Screw, plug - main nozzle	2	2	2
10-23035	34	Screw and Lockwasher, throttle shutter	4	4	4
1399-1476	35	Shutter, throttle	2	2	2
1399-1472	36	Tube, idle	2	2	2
27-23180	37	Gasket, idle tube	2	2	2
19-20011	--	Welch Plug, body channel	2	2	2
10-28405	38	Screw, plug - body channel	2	2	2
27-28406	39	Gasket, body channel plug screw	2	2	2
1399-1477	--	Gasket and Packing Set (1 per carburetor)	2	2	2
1399-1478	--	Repair Parts Kit (1 per carburetor)	2	2	2
27-26891	40	Gasket, carburetor flange	2	2	2
11-20083	41	Nut, carburetor mounting stud	4	4	4
12-20084	42	Washer, carburetor mounting stud	4	4	4

NOTE: Used on lower carburetor only -- replaced with 27917 cluster on upper carburetor.

# CARBURETOR ASSEMBLY



Revised August 1963

Page 12

CARBURETOR ASSEMBLY

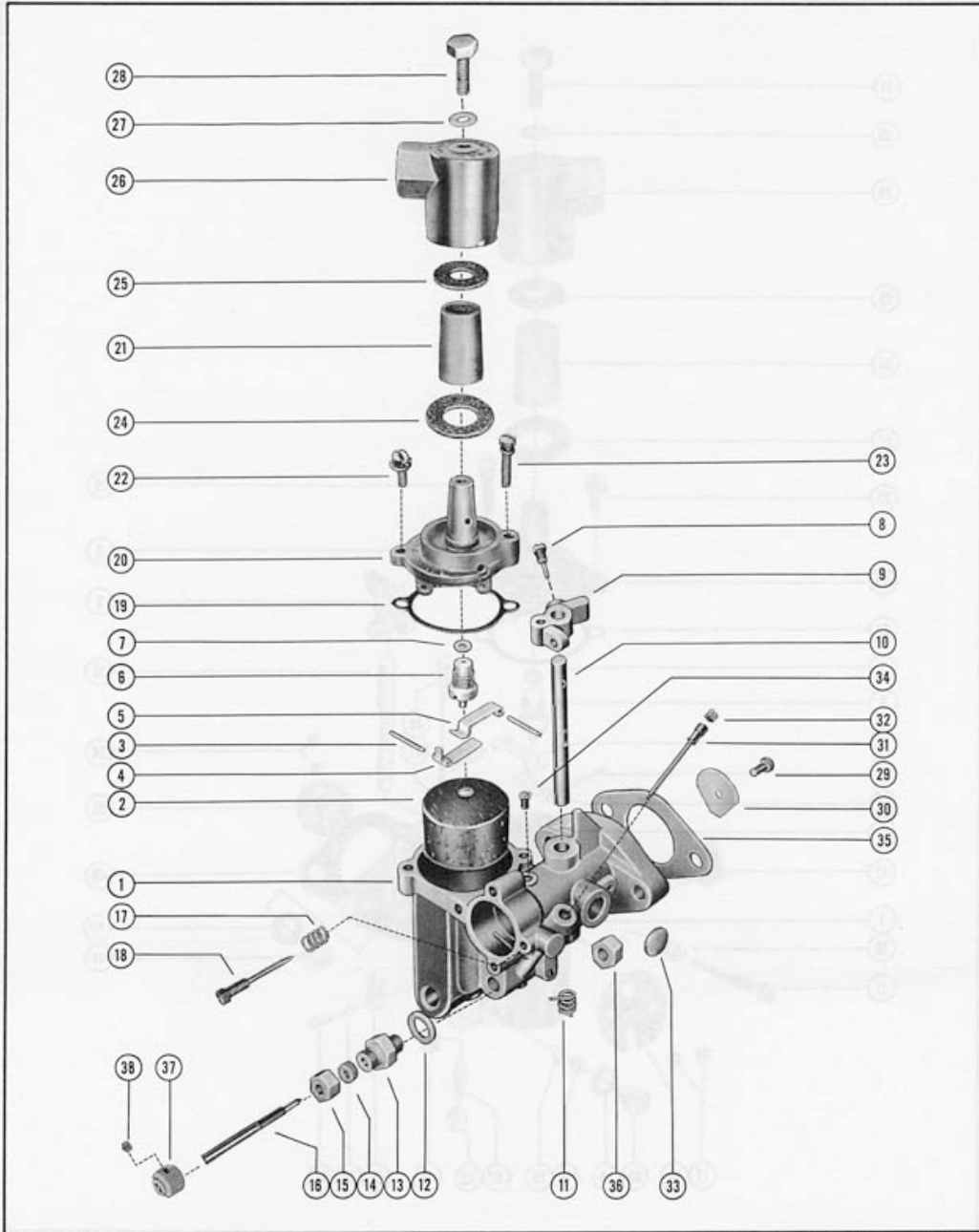
PART NO.	REF. NO.	DESCRIPTION	MARK 55AM & 55AE	
			AJ-50A	AJ-54A
1326-1119	1	Carburetor Assembly (Tillotson AJ-50A)	#1	-
1326-1604	1	Carburetor Assembly (Tillotson AJ-54A)	-	*1
1399-110A1	2	Float Assembly	2	2
17-20853	3	Pin, float lever pin	4	4
1399-102	4	Lever, float (lower)	2	2
1399-101	5	Lever, float (upper)	2	2
1399-1138	6	Inlet Needle, Seat and Gasket	2	2
27-25033	7	Gasket, inlet seat	2	2
10-20847	8	Screw, throttle stop lever	2	2
1399-97	9	Lever, throttle stop <i>(see note below)</i>	1	1
1399-933	10	Shaft, throttle	2	2
24-20869	11	Spring, throttle shaft return <i>(upper carburetor)</i>	1	1
24-26890	11	Spring, throttle shaft return <i>(lower carburetor)</i>	1	1
27-20848	12	Gasket, main adjustment screw gland	2	-
1399-94	13	Gland, main adjustment screw	2	-
1399-108	14	Packing, main adjustment screw	2	-
11-20849	15	Nut, main adjustment screw	2	-
1399-932	16	Screw, main adjustment	2	-
1399-1655	--	Jet, main fuel (.055) - standard	-	2
1399-1653	--	Jet, main fuel (.053)	-	2
1399-1651	--	Jet, main fuel (.051)	-	2
27-28409	--	Gasket, main fuel jet	-	2
24-27160	17	Spring, idle adjustment screw	2	2
1399-931	18	Screw, idle adjustment	2	-
1399-1623	18	Screw, idle adjustment	-	2
1399-99	19	Gasket, float bowl cover	2	2
1399-1133	20	Cover, float bowl	2	2
1399-1754	21	Element, filter	2	2
10-20854	22	Screw, float bowl cover (short)	2	2
10-25850	23	Screw, float bowl cover (long)	2	2
27-25851	24	Gasket, strainer cover (large)	2	2
27-25849	25	Gasket, strainer cover (small)	2	2
1399-1135	26	Cover, strainer	2	2
27-25848	27	Gasket, strainer cover screw	2	2
10-25822	28	Screw, strainer cover fastening	2	2
10-23035	29	Screw and Lockwasher, throttle shutter	2	2
1399-107	30	Shutter, throttle	2	2
1399-960	31	Tube, by-pass	2	2
10-23030	32	Screw, plug - by-pass tube	2	2
19-20011	33	Welch Plug, body channel	2	2
10-20870	34	Screw, plug - body channel	2	2
10-28405	--	Screw, plug - main fuel jet channel	-	2
27-28406	--	Gasket, jet channel plug screw	-	2
1399-1145	--	Gasket and Packing Set	2	2
1399-1146	--	Repair Parts Kit	2	-
1399-1624	--	Repair Parts Kit	-	2
27-20183	35	Gasket, carburetor flange	2	2
11-24652	36	Nut, carburetor mounting stud	4	4
24823A1	37	Knob Assembly, main adjustment screw	2	-
10-22928	38	Screw, knob fastening	2	-

# Use thru Serial #1255439

\* Started with Serial #1255440

Note: Use on lower carburetor only -- replace with 29443 cluster on upper carburetor.

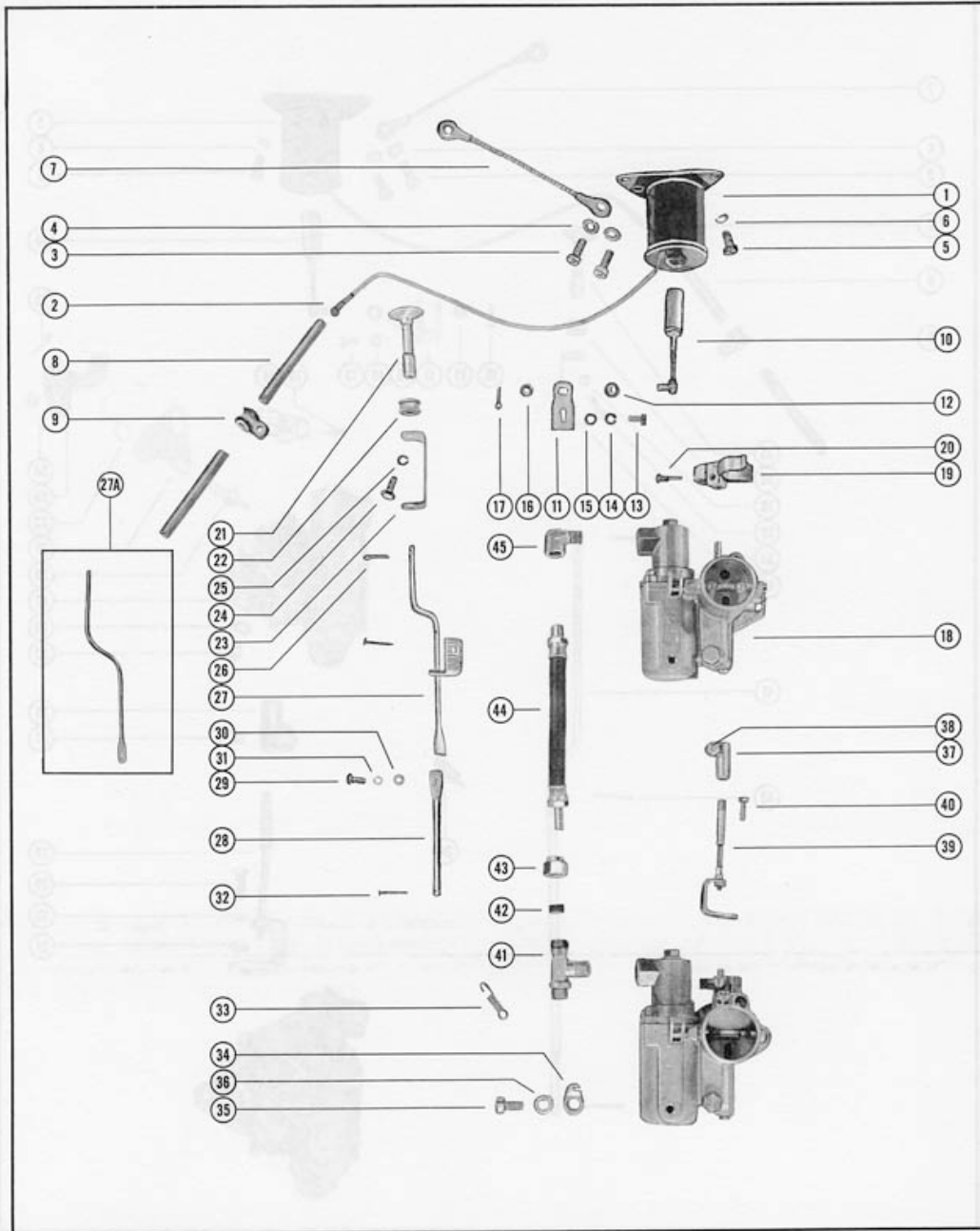
CARBURETOR ASSEMBLY



CARBURETOR LINKAGE AND CHOKE SOLENOID

PART NO.	REF. NO.	DESCRIPTION	MARK 58E	MARK 58AM	MARK 58AE
27921	1	Choke Solenoid, top cowl	1	-	1
22647	2	Disconnect, knife splice	1	-	1
10-20540	3	Screw, choke solenoid to top cowl	2	-	2
13-26992	4	Lockwasher, choke solenoid screw	2	-	2
10-24773	5	Screw, choke solenoid to top cowl	1	-	1
13-26991	6	Lockwasher, choke solenoid screw	1	-	1
26716A1	7	Ground Strap Assembly, choke solenoid to adaptor	1	-	1
32-26101	8	Sleeve, choke solenoid wire and harness wire	2	-	-
32-26693	8	Sleeve, choke solenoid wire and harness wire	-	-	2
54-26643	9	Clamp, choke wire to starter solenoid	1	-	1
27031A1	10	Plunger Assembly, choke solenoid	1	-	1
27710	11	Plate, adaptor - choke plunger	1	-	1
25-26633	12	Grommet, adaptor plate	1	-	1
10-20055	13	Screw, adaptor plate to choke rod bracket	1	-	1
13-26996	14	Lockwasher, adaptor plate fastening screw	1	-	1
12-26014	15	Washer, adaptor plate fastening screw	1	-	1
12-26014	16	Washer, choke solenoid link	1	-	1
18-27769	17	Pin (hair), choke solenoid link fastening	1	-	-
18-26953	17	Cotter Pin, choke solenoid link fastening	-	-	1
1333-1387	18	Carburetor Assembly, Complete	2	2	2
27917	19	Cluster, throttle lever <i>(upper carburetor)</i>	1	1	1
10-20847	20	Screw, set - cluster to throttle lever	1	1	1
22463	21	Knob, choke rod	1	-	1
20663	21	Knob, choke rod	-	1	-
25-20116	22	Grommet, choke knob	1	1	1
22462	23	"U" Link, choke knob to choke rod	1	-	1
10-20100	24	Screw, "U" link to choke knob	1	-	1
13-26996	25	Lockwasher, "U" link screw	1	-	1
18-20180	26	Cotter Pin, choke lever and rod fastening	1	-	1
27919A1	27	Choke Rod and Bracket Assembly (upper)	1	-	-
28972A1	27	Choke Rod and Bracket Assembly (upper)	-	-	1
28977	27A	Choke Rod, upper	-	1	-
27918	28	Choke Rod, lower	1	1	1
10-30096	29	Screw, upper choke rod to lower choke rod	1	1	1
12-27882	30	Washer, upper choke rod screw	1	1	1
13-26994	31	Lockwasher, upper choke rod screw	1	1	1
17-25391	32	Rivet, choke rod to throttle shaft	2	2	2
24-28361	33	Spring, choke rod to retainer	1	-	-
24-28965	33	Spring, choke rod to retainer	-	-	1
24-20649	33	Spring, choke rod to retainer	-	1	-
27711	34	Retainer, choke rod spring	1	-	1
28651	34	Retainer, choke rod spring	-	1	-
10-28713	35	Screw, retainer to lower carburetor	1	1	1
13-26992	36	Lockwasher, retainer fastening screw	1	1	1
27870	37	Clamp, throttle pickup bracket	1	1	1
10-20100	38	Screw, clamp to throttle pickup bracket	1	1	1
28007A1	39	Bracket Assembly, throttle pickup	1	1	1
10-29239	40	Screw, throttle bracket mounting	1	1	1
22-23763	41	Tee Assembly, lower filter	1	1	1
22-22946	42	Sleeve, rubber	2	2	2
11-22948	43	Nut, filter tee	2	2	2
32-25228	44	Fuel Line, upper filter to lower filter	1	1	1
22-25443	45	Elbow, upper filter to fuel line	1	1	1

# CARBURETOR LINKAGE AND CHOKE SOLENOID

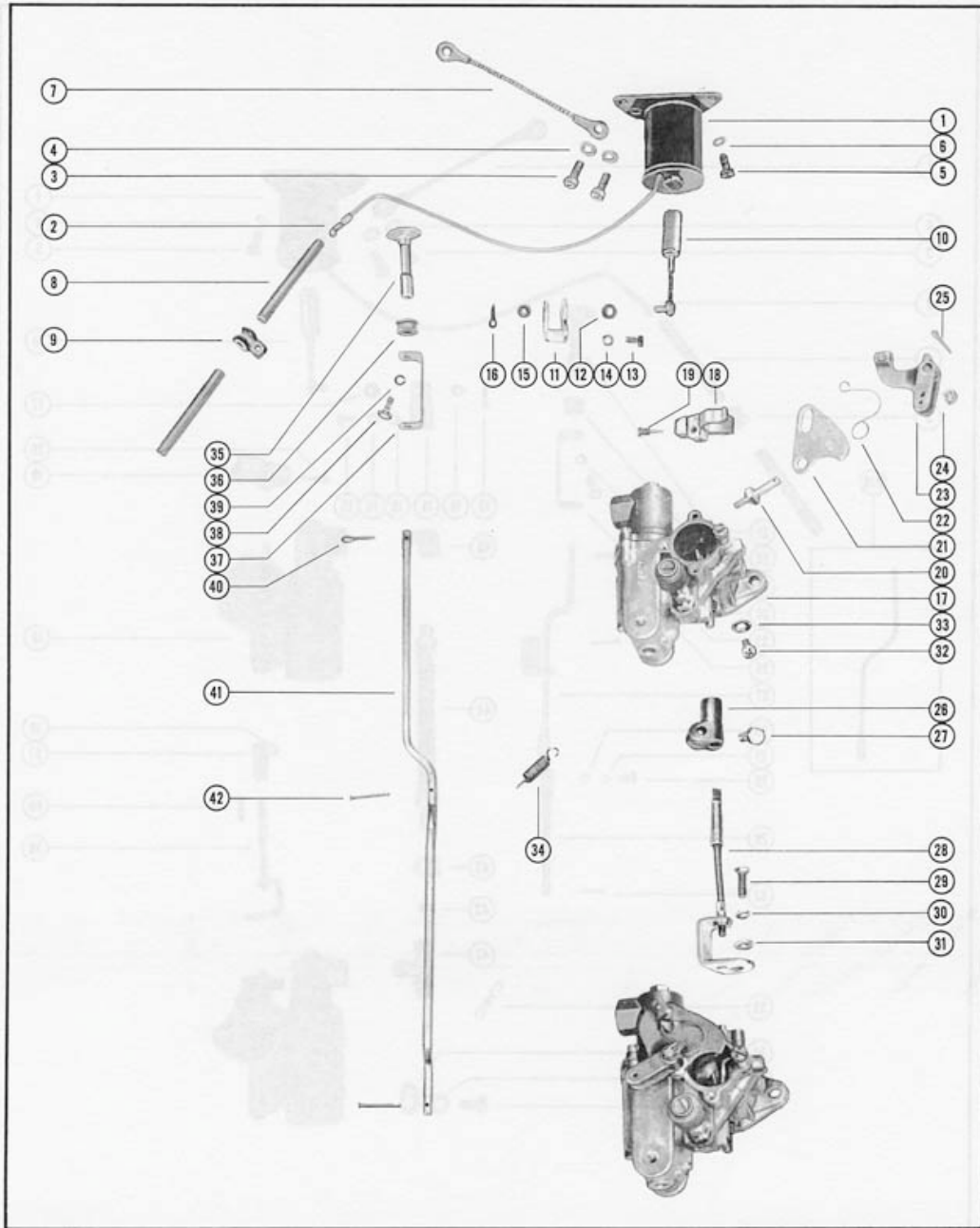


CARBURETOR LINKAGE AND CHOKE SOLENOID

PART NO.	REF. NO.	DESCRIPTION	MARK 55AM	MARK 55AE
28936	1	Choke Solenoid, top cowl	-	1
22647	2	Disconnect, knife splice - choke solenoid	-	1
10-20540	3	Screw, choke solenoid to top cowl	-	2
13-26992	4	Lockwasher, choke solenoid screw	-	2
10-24773	5	Screw, choke solenoid to top cowl	-	1
13-26991	6	Lockwasher, choke solenoid screw	-	1
26716A1	7	Ground Strap Assembly, choke solenoid to adaptor	-	1
32-26101	8	Sleeve, choke solenoid wire and harness wire	-	2
54-26643	9	Clamp, choke wire to starter solenoid	-	1
27031A1	10	Plunger Assembly, choke solenoid	-	1
27126	11	Adaptor Plate, choke plunger	-	1
25-26633	12	Grommet, adaptor plate	-	1
10-21281	13	Screw, adaptor plate to choke rod bracket	-	1
13-26994	14	Lockwasher, adaptor plate fastening screw	-	1
12-26014	15	Washer, choke solenoid link	-	1
18-26953	16	Cotter Pin, choke solenoid link fastening	-	1
1326-1119	17	Carburetor Assembly, Complete (Use thru Serial #1255439)	2	2
1326-1604	17	Carburetor Assembly, Complete (Started with Serial #1255440)	2	2
29443	18	Cluster, throttle lever (upper carburetor)	1	1
10-20847	19	Screw, set - cluster to throttle lever	1	1
10-20176	20	Screw, choke lever pivot pin	2	2
20173	21	Shutter, choke	2	2
24-26067	22	Spring, choke shutter	2	2
25881A1	23	Choke Lever Assembly	2	1
26645A1	23	Choke Lever Assembly (upper carburetor)	-	1
23-26888	24	Bushing, choke lever	-	2
18-20180	25	Cotter Pin, choke lever retaining	2	2
27870	26	Clamp, throttle pickup bracket	1	1
10-20100	27	Screw, clamp to throttle pickup bracket	1	1
20185A1	28	Bracket, throttle pickup	1	1
10-20191	29	Screw, throttle bracket mounting	1	1
13-26995	30	Lockwasher, throttle bracket screw	1	1
12-20192	31	Washer, throttle bracket screw	1	1
10-20650	32	Screw, choke rod spring mounting	1	-
12-20192	33	Washer, choke rod spring screw	1	1
24-20649	34	Spring, choke rod positioning	1	-
24-26068	34	Spring, choke rod to retainer	-	1
27711	--	Retainer, choke rod spring	-	1
10-28713	--	Screw, retainer to lower carburetor	-	1
20663	35	Knob, choke rod	1	-
22463	35	Knob, choke rod	-	1
25-20116	36	Grommet, choke rod	1	1
22462	37	"U" Link, choke knob to choke rod	-	1
10-20100	38	Screw, "U" link to choke knob	-	1
13-26996	39	Lockwasher, "U" link fastening screw	-	1
18-20180	40	Cotter Pin, choke lever and rod fastening	-	1
28971	41	Choke Rod (not as shown)	1	-
28978	41	Choke Rod	-	1
17-25391	42	Rivet, choke rod to choke lever	2	2



CARBURETOR LINKAGE AND CHOKE SOLENOID



FUEL PUMP ASSEMBLY

PART NO.	REF. NO.	DESCRIPTION	MARK	MARK	MARK	MARK	MARK
			58E	55AM	55AE	58AM	58AE
23009A1	1	*Fuel Pump Assembly	1	1	1	1	1
29178A2	1	#Fuel Pump Assembly	-	-	-	1	1
27-23005	2	Gasket, check valve to housing	2	2	2	2	2
21-30430	3	Valve, check	2	2	2	2	2
23004	4	Retainer, check valve	1	1	1	1	1
10-20037	5	Screw, retainer to housing	2	2	2	2	2
27-24863	6	Gasket, fuel pump	2	2	2	2	2
23014	7	Diaphragm, fuel pump	1	1	1	1	1
22-29380	-	#Plug, pipe - fuel pump	-	-	-	1	1
23008	8	Cover, fuel pump	1	1	1	1	1
27-30276	9	Gasket, fuel pump cover	1	1	1	1	1
10-29030	10	Screw, fuel pump mounting (1 7/8")	2	-	-	-	-
10-29030	10	*Screw, fuel pump mounting (1 7/8")	-	2	2	2	2
10-29126	10	#Screw, fuel pump mounting (1 3/4")	-	-	-	2	2
10-25207	11	Screw, fuel pump mounting (1 1/2")	1	-	-	-	-
10-29029	11	Screw, fuel pump mounting (1 1/2")	-	1	1	1	1
13-26996	12	Lockwasher, fuel pump mounting screw	3	-	-	-	-
22-23595	13	*Connector, fuel pump outlet to elbow	1	1	1	1	1
22-22949	13	#Connector, fuel pump inlet to fuel line	-	-	-	1	1
22-22946	17	#Sleeve, rubber - connector	-	-	-	1	1
11-22948	18	#Nut, connector to fuel line	-	-	-	1	1
22-24690	14	*Elbow, fuel pump outlet to fuel line	1	1	1	1	1
32-30035	15	Fuel Line, fuel pump to lower filter	1	1	1	1	1
22-22995	16	Elbow, fuel pump inlet (#fuel pump outlet)	1	1	1	1	1
22-22946	17	Sleeve, rubber	1	1	1	1	1
11-22948	18	Nut, elbow	1	1	1	1	1
32-23761	19	Fuel Line, fuel pump to adaptor	1	1	1	1	1
22833	20	Adaptor, check unit (fuel line)	1	1	1	1	1
23069	21	Stem, check unit adaptor	1	1	1	1	1
25-20415	22	"O" Ring, adaptor stem	1	1	1	1	1
24-23067	23	Spring, adaptor stem	1	1	1	1	1
23068	24	Cup Washer, adaptor	1	1	1	1	1
10-20784	25	Screw, adaptor to bottom cowl	2	2	2	2	2
13-26992	26	Lockwasher, adaptor screw	2	-	-	-	-
11-21825	27	Nut, adaptor screw	2	-	-	-	-
11-20184	27	Nut, adaptor screw	-	2	2	2	2
22-25443	28	*Elbow, upper filter to fuel line	1	1	1	1	1
32-25228	29	*Fuel Line, upper to lower filter (5 1/2")	1	1	1	1	1
32-30040	29	#Fuel Line, upper to lower filter (5 21/32")	-	-	-	1	1
22-23763	30	*Tee Assembly, lower filter	1	1	1	1	1
22-25956	30	#Tee Assembly, lower filter	-	-	-	1	1
22-22946	31	*Sleeve, rubber	2	2	2	2	2
11-22948	32	*Nut, filter tee	2	2	2	2	2

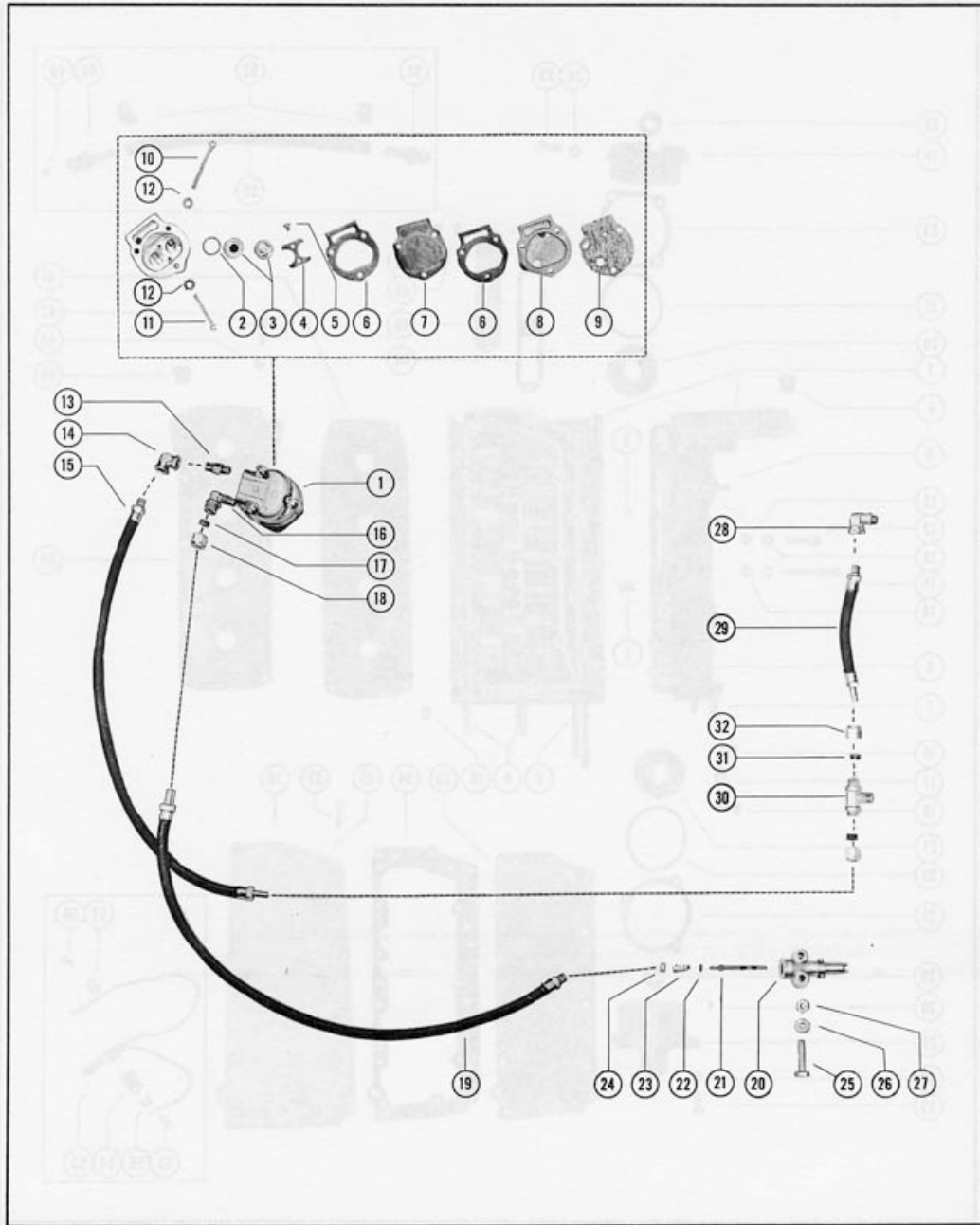
\*Use thru Serial #1268487 on Mark 58AM and Mark 58AE

#Started with Serial #1268488 on Mark 58AM and Mark 58AE

NOTE: The following parts are required to fasten 25942 and 50-29105 Starter Motor Assemblies to crankcase flange:

10-22698	Screw, starter motor to crankcase	2
13-26993	Lockwasher, starter motor fastening screw	2
25596	Wire, starter motor to starter solenoid	1
10-29197	Screw, ground wire to starter motor	1

FUEL PUMP ASSEMBLY



Revised August 1963

Page 20

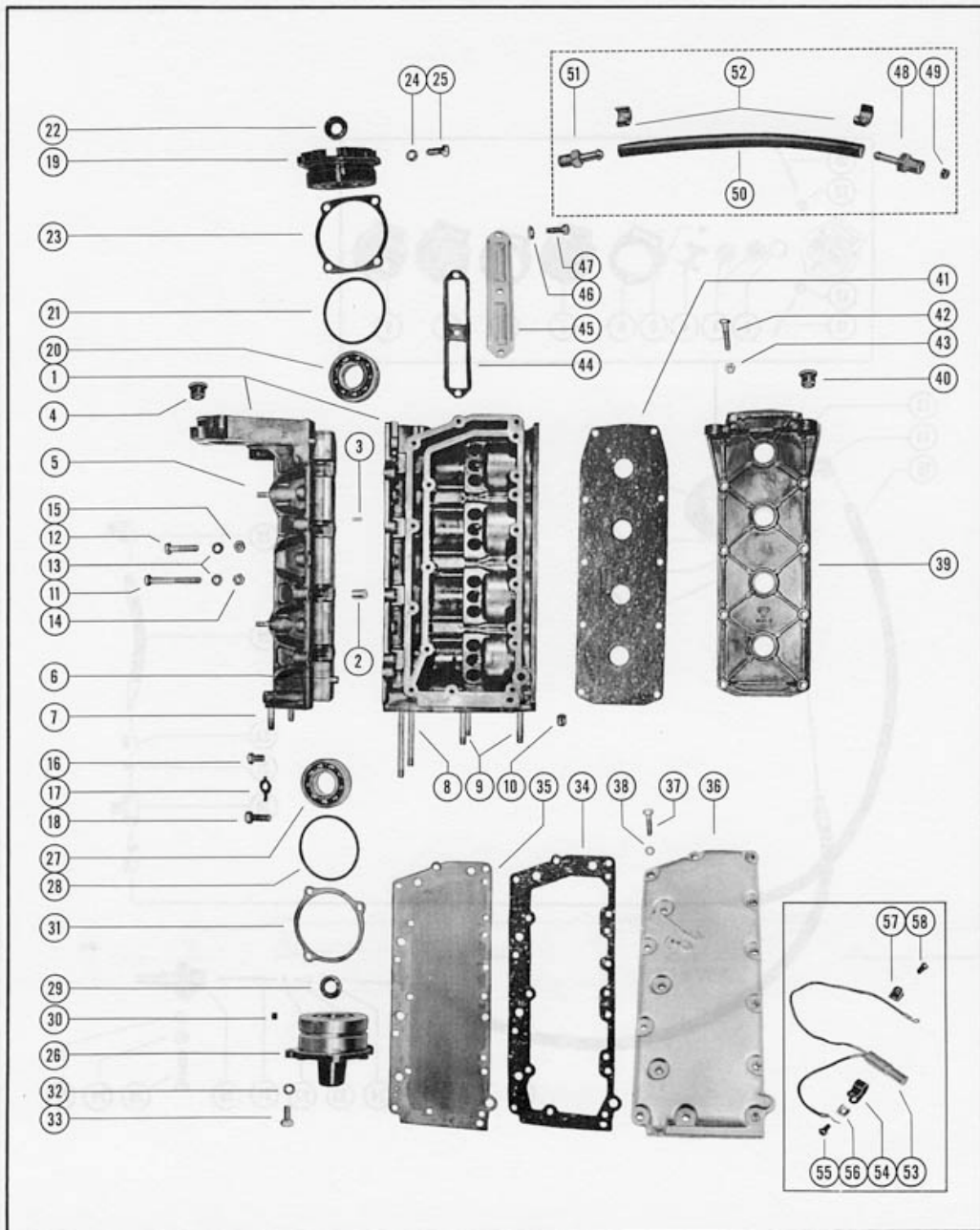
CYLINDER BLOCK AND CRANKCASE ASSEMBLY

PART NO.	REF. NO.	DESCRIPTION	MARK 58E	MARK 55AM	MARK 55AE	MARK 58AM	MARK 58AE
831-1410A2	1	*Cylinder Block and Crankcase Assembly	1	-	-	-	-
831-1410A3	1	#Cylinder Block and Crankcase Assembly	1	-	-	-	-
831-1410A5	1	Cylinder Block and Crankcase Assembly	-	1	1	-	-
831-1410A4	1	Cylinder Block and Crankcase Assembly	-	-	-	1	1
17-20323	2	Dowel Pin, cylinder block to center main bearing	1	1	1	1	1
17-20032	3	Dowel Pin, cylinder block to main bearing	2	2	2	2	2
23-26348	4	Bushing, crankcase	2	2	2	2	2
16-21831	5	Stud, carburetor mounting (1 1/4")	4	-	-	4	4
16-25385	5	Stud, carburetor mounting (1 1/4")	-	4	4	-	-
17-20033	6	Dowel Pin, crankcase to cylinder block	2	2	2	2	2
16-29988	7	Stud, crankcase to drive shaft housing (1 9/16")	2	2	2	2	2
16-29990	8	Stud, cylinder block to drive shaft housing (3 3/8")	2	2	2	2	2
16-29989	9	Stud, cylinder block to drive shaft housing (1 7/8")	4	4	4	4	4
22-21290	10	Plug, pipe - upper and lower bleed hole	-	-	-	1	1
10-22039	11	Screw, crankcase to cylinder block (2 3/4")	4	4	4	4	4
10-22040	12	Screw, crankcase to cylinder block (1 1/2")	14	14	14	14	14
12-20084	13	Washer, crankcase screw	5	2	2	2	2
11-20083	14	Nut, crankcase screw	3	-	-	-	-
11-29250	15	Nut, crankcase screw	18	18	18	18	18
10-20089	16	Screw, main bearing locking	2	2	2	2	2
14-20091	17	Tab Washer, bearing locking screw	3	3	3	3	3
10-20359	18	Screw, center main bearing locking	1	1	1	1	1
1100-339A1	19	End Cap Assembly, upper	1	1	1	1	1
30-20080	20	Bearing, ball - upper end cap	1	1	1	1	1
25-20081	21	"O" Ring, upper end cap	1	1	1	1	1
26-29476	22	Oil Seal	1	1	1	1	1
15-20082	23	Shim, upper end cap to crankcase (.002-3-5-10)	AR	AR	AR	AR	AR
13-26993	24	Lockwasher, upper end cap mounting screw	4	4	4	4	4
10-29256	25	Screw, upper end cap mounting	4	-	-	-	-
10-23703	25	Screw, upper end cap mounting	-	4	4	4	4
1102-24A4	26	*End Cap Assembly, lower	1	-	-	-	-
30-20080	27	Bearing, ball - lower end cap	1	-	-	-	-
25-20081	28	"O" Ring, lower end cap	1	-	-	-	-
26-29476	29	Oil Seal	2	-	-	-	-
1102-1484A1	26	#End Cap Assembly, lower	1	1	1	1	1
30-20080	27	Bearing, ball - lower end cap	1	1	1	1	1
25-20081	28	"O" Ring, lower end cap	1	1	1	1	1
26-29476	29	Oil Seal, top	1	1	1	1	1
26-29477	29	Oil Seal, bottom	1	1	1	1	1
21-28481A1	30	Check Valve Assembly	1	1	1	1	1
15-20085	31	Shim, lower end cap to crankcase (.002-3-5-10)	AR	AR	AR	AR	AR
13-26993	32	Lockwasher, lower end cap mounting screw	3	3	3	3	3
10-29256	33	Screw, lower end cap mounting	3	-	-	-	-
10-23703	33	Screw, lower end cap mounting	-	3	3	3	3
27-26923	34	Gasket, cylinder block to manifold plate	1	1	1	1	1
26922	35	Plate, exhaust manifold	1	1	1	1	1
27-26923	34	Gasket, manifold plate to cover	1	1	1	1	1
28240	36	Cover, exhaust manifold	1	1	1	1	1
10-28668	37	Screw, manifold cover mounting	13	13	13	13	13
10-28666	37	Screw, cover and high tension lead clip	2	2	2	2	2
12-20028	38	Washer, cover and high tension lead clip screw	2	2	2	2	2
1000-1A1	39	Cylinder Block Cover Assembly	1	1	1	1	1
23-26348	40	Bushing, cylinder block cover	2	2	2	2	2
27-22333	41	Gasket, cylinder block cover	1	1	1	1	1
10-20653	42	Screw, cylinder block cover mounting	10	10	10	10	10
11-20184	43	Nut, cover mounting screw	10	10	10	10	10
27-27936	44	Gasket, transfer port cover	2	2	2	2	2
27935	45	Cover, transfer port	2	2	2	2	2
12-20028	46	Washer, transfer port cover screw	6	-	-	6	6
10-20540	47	Screw, transfer port cover mounting	6	6	6	6	6
21-25694A1	48	*Check Valve Assembly, bleed hose	1	-	-	-	-
21-28483A1	48	#Check Valve Assembly, bleed hose	1	1	1	1	1
21-28481A1	49	#Check Valve Assembly, bleed hose	-	1	1	1	1
32-26060	50	*Hose, cylinder bleed (8 1/2")	1	-	-	-	-
32-28534	50	#Hose, cylinder bleed (7")	1	1	1	1	1
22-20445	51	Connector, cylinder bleed hose	1	1	1	1	1
54-20387	52	Clamp, bleed hose to check valve and connector	2	2	2	2	2
28060	53	Switch, mercury - exhaust manifold cover	1	-	-	1	1
54-22875	54	Clamp, mercury switch to cover	1	-	-	1	1
10-30009	55	Screw, mercury switch clamp fastening (for 10-20401 screw - see note on page 7)	1	-	-	1	1
22789	56	"D" Washer, clamp and clip fastening screw	2	-	-	2	2
54-25231	57	Clip, mercury switch lead wire to magneto	1	-	-	1	1
10-20401	58	Screw, lead wire clip fastening	1	-	-	1	1

\*Use thru Serial #1152545 on Mark 58E

#Started with Serial #1152546 on Mark 58E

CYLINDER BLOCK AND CRANKCASE ASSEMBLY



CRANKSHAFT, PISTON AND CONNECTING ROD

PART NO.	REF. NO.	DESCRIPTION	MARK 58E	MARK 55AM	MARK 55AE	MARK 58AM	MARK 58AE
400-1650	1	Crankshaft <i>(see note #1 below)</i>	1	-	-	-	-
400-1319	1	Crankshaft	-	1	1	1	1
20043	2	Oiler, felt - drive shaft spline	1	1	1	1	1
500-1030A1	3	Center Main Bearing Assembly	1	1	1	1	1
17-20032	4	Dowel Pin, center main bearing	2	2	2	2	2
10-28666	5	Screw, center main bearing clamping	2	2	2	2	2
29-20046	6	Bearing, needle	56	56	56	56	56
20047	7	Race, outer	1	1	1	1	1
53-20048	8	Ring, snap - outer race clamping	1	1	1	1	1
17-20379	-	Dowel Pin (stepped)	1	1	1	1	1
501-1144A2	9	Main Bearing Assembly (valve type)	2	-	-	2	2
526-1436A1	9	Main Bearing Assembly (valve type)	-	2	2	-	-
17-20032	10	Dowel Pin, main bearing	20	20	20	20	20
10-20049	11	Screw, main bearing clamping	4	4	4	4	4
34-20888A1	12	Reed Set, matched - main bearing	2	2	2	2	2
34-20053	13	Reed Stop, main bearing reed valves	8	8	8	8	8
12-26014	14	Washer, reed stop mounting screw	8	8	8	8	8
10-20055	15	Screw, reed stop mounting	8	8	8	8	8
724-1631A2	16	Piston and Piston Pin Assembly	4	4	4	4	4
40-20057	17	Lock Ring, piston pin	8	8	8	8	8
39-27841	18	Ring, piston	12	12	12	12	12
600-7A4	19	Connecting Rod and Cap Assembly <i>(see note #2 below)</i>	4	4	4	4	4
10-20060	20	Screw, connecting rod	8	8	8	8	8
11-20061	21	Nut, connecting rod screw	8	8	8	8	8
29-20046	22	Bearing, needle - crankpin	100	100	100	100	100
29-20063	23	Bearing, needle - piston pin	88	88	88	88	88
12-28121	24	Washer, needle locating	8	8	8	8	8

NOTE #1: 400-1650 and 400-1319 Crankshafts are no longer available. For replacement -- order 400-1730 Crankshaft. The difference is the number of needle bearings in the outer race. 400-1650 and 400-1319 Crankshafts require 56 needle bearings, whereas 400-1730 Crankshaft requires only 28 needle bearings.

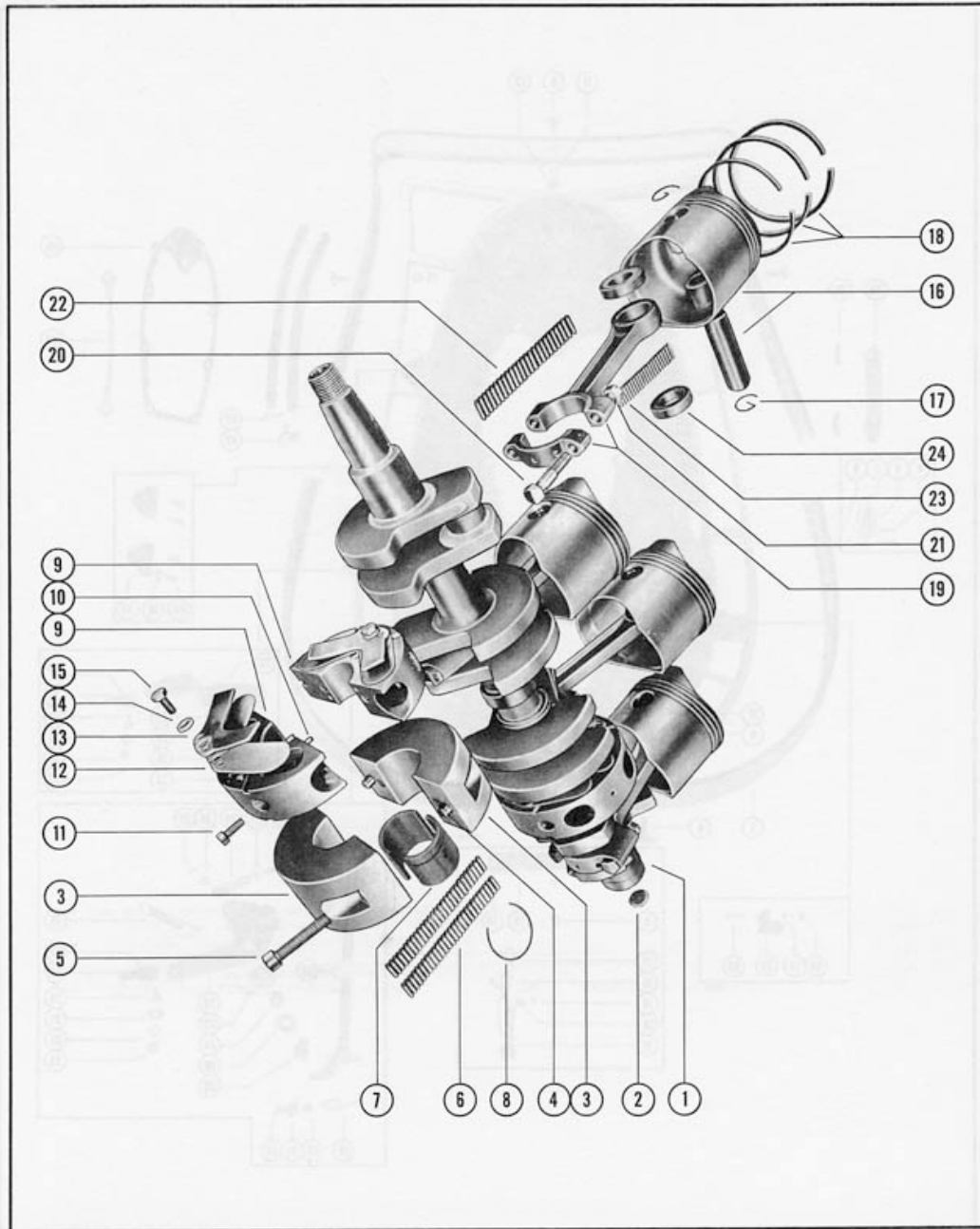
Oversize Pistons and Rings

724-1663A1	--	Piston and Piston Pin Assembly (.015)	4	4	4	4	4
39-28616	--	Ring, piston (.015)	12	12	12	12	12

NOTE #2: 600-7A1, 600-7A3 and 600-7A4 Connecting Rod and Cap Assemblies are identical to each other except for thickness of needle locating washers. The connecting rods can be made interchangeable by removing washers from one assembly and using the washers of another thickness depending on which model engine they are to be used. Consult parts list for correct washer part number. See chart below.

Connecting Rod & Cap Assembly	Washer	Washer Thickness
600-7A1	12-20064	1/4"
600-7A3	12-26178	1/32"
600-7A4	12-28121	1/16"

CRANKSHAFT, PISTON AND CONNECTING ROD



Revised August 1963

Page 24

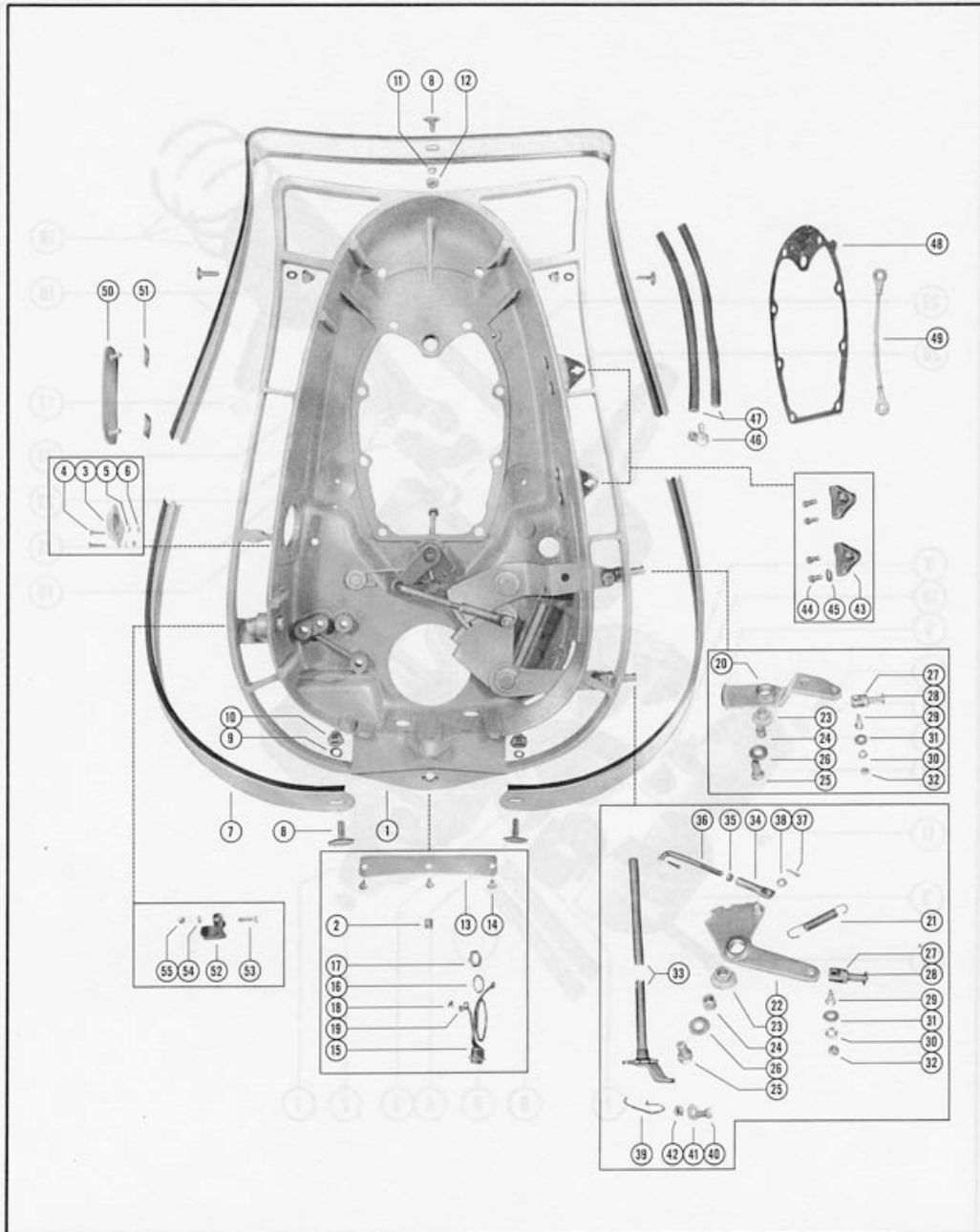
BOTTOM COWL ASSEMBLY

PART NO.	REF. NO.	DESCRIPTION	MARK 58E	MARK 55AM	MARK 55AE	MARK 58AM	MARK 58AE
103-1201A1	1	Bottom Cowl Assembly (superseded by 103-1544A1)	1	-	-	-	-
103-1544A1	1	Bottom Cowl Assembly (without trim moulding)	-	1	1	1	1
103-1597A3	1	Bottom Cowl Assembly (with trim moulding)	-	-	-	1	1
23-25194	-	Bushing, oilite - shift shaft	1	1	1	1	1
21041	2	Insert, tap lock	1	1	1	1	1
29206	3	Plug, bottom cowl harness hole	-	1	*	1	*
10-26128	4	Screw, plug to bottom cowl	-	4	*	4	*
13-26995	5	Lockwasher, cover fastening screw	-	4	*	4	*
11-26419	6	Nut, cover fastening screw	-	4	*	4	*
29229A1	7	Trim Moulding Assembly, chrome	-	-	-	1	1
10-29226	8	Screw, decorative - moulding to bottom cowl	-	-	-	5	5
12-24671	9	Washer, fiber - moulding fastening screw	-	-	-	4	4
11-29225	10	Nut, nylon cap - moulding fastening screw	-	-	-	4	4
13-26995	11	Lockwasher, moulding fastening screw	-	-	-	1	1
11-26419	12	Nut, brass - moulding fastening screw	-	-	-	1	1
37-23076	--	Decal, MercElectric - bottom cowl	1	-	1	-	1
23760	13	Baffle, bottom cowl	1	1	1	1	1
10-21106	14	Screw, baffle to bottom cowl	3	3	3	3	3
21104A2	15	Connector Base Assembly	-	1	-	1	-
13-21972	16	Lockwasher, connector base	-	1	-	1	-
11-21971	17	Nut, connector base fastening	-	1	-	1	-
54-25231	18	Clip, connector base lead wire	-	1	-	1	-
10-21106	19	Screw, lead wire clip to bottom cowl	-	1	-	1	-
29532A1	20	Bracket, magneto control (lower)	1	1	1	1	1
24-24826	21	Spring, control bracket tension	1	1	1	1	1
28253	22	Lever, shift control	1	1	1	1	1
23-20008	23	Bushing, magneto bracket and shift lever (nylon)	2	2	2	2	2
23-21008	24	Bushing, magneto bracket and shift lever (steel)	2	2	2	2	2
10-21077	25	Screw, bracket and lever fastening	2	2	2	2	2
12-21040	26	Washer, bracket and lever fastening screw	2	2	2	2	2
17-30978A1	27	Pin Assembly, clevis yoke	2	2	2	2	2
17-23928	28	Roll Pin, clevis yoke pin	2	2	2	2	2
10-20584	29	Screw, clevis yoke pin fastening	2	2	2	2	2
13-29402	30	Washer, wave - pin fastening screw	2	2	2	2	2
12-20128	31	Washer, pin fastening screw	-	2	2	-	-
11-20110	32	Nut, pin fastening screw	2	2	2	2	2
25180	33	Shaft, shift (upper)	1	1	1	1	1
27714	34	Rod (sleeve), shift control end	1	1	1	1	1
11-25168	35	Nut, shift shaft end adjusting	1	1	1	1	1
25134	36	Rod, link - shift shaft end	1	1	1	1	1
18-20180	37	Cotter Pin, link rod to shift shaft	2	2	2	2	2
12-20583	38	Washer, link rod	1	1	1	1	1
24-25065	39	Spring, detent	1	1	1	1	1
10-20776	40	Screw, detent spring to bottom cowl	1	1	1	1	1
12-20346	41	Washer, detent spring screw	1	1	1	1	1
11-20013	42	Nut, detent spring screw	1	-	-	1	1
11-20184	42	Nut, detent spring screw	2	2	2	2	2
20557	43	Bracket, cable end anchor	-	-	-	4	4
10-20100	44	Screw, anchor to bottom cowl	4	4	4	-	-
10-29200	44	Screw, anchor to bottom cowl	-	-	-	4	4
13-20554	45	Lockwasher, anchor bracket screw	4	4	4	-	-
22-25885	46	Elbow, plastic - magneto vent tube	2	2	2	2	2
32-29164	47	Tube, vent - magneto (10 1/2")	2	2	2	2	2
27-20390	48	Gasket, powerhead to bottom cowl	1	1	1	1	1
30109	49	Ground Strap, cylinder block to cowl	1	1	1	1	1
38-28230	50	Plate, trade mark - bottom cowl	1	1	1	1	1
53-25539	51	Fastener, plate to bottom cowl	2	2	2	2	2
26552	52	Support, external wiring harness	1	-	1	-	1
10-20639	53	Screw, harness support to bottom cowl	1	-	1	-	1
12-20084	54	Washer, harness support fastening screw	1	-	1	-	1
11-29250	55	Nut, harness support screw	1	-	1	-	1

(\*remove - not required on electric engines)



CRANKSHANK ROD BOTTOM COWL ASSEMBLY

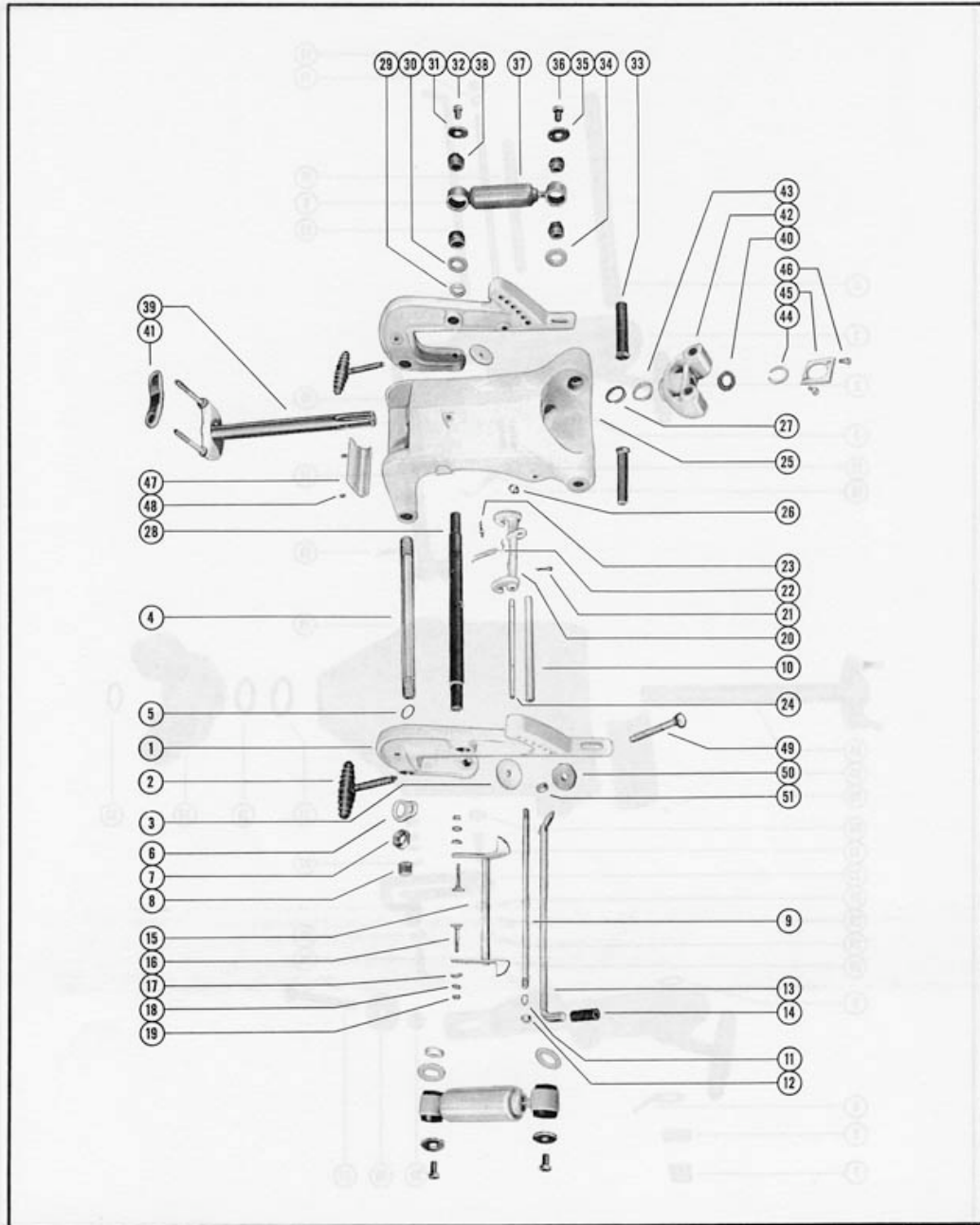


CLAMP AND SWIVEL BRACKET ASSEMBLY

PART NO.	REF. NO.	DESCRIPTION	MARK 58E	MARK 58AM	MARK 58AE
1440-1413A1	1	Clamp Bracket Assembly	2	-	-
22477A1	2	Thumb Screw Assembly	2	-	-
12-26227	3	Washer, thumb screw	2	-	-
1440-1466A1	1	Clamp Bracket Assembly	2	2	2
28403A3	2	Thumb Screw Assembly	2	2	2
12-28404	3	Washer, thumb screw	2	2	2
28122	4	Tube, tilt - clamp bracket to swivel bracket	1	1	1
15-25600	5	Shim, clamp bracket to swivel bracket	2	2	2
54-25735	6	Clip, safety chain - tilt tube	1	1	1
11-25599	7	Nut, tilt tube	2	2	2
25606	8	Cap, plastic - tilt tube	2	2	2
16-20221	9	Stud, clamp bracket	1	1	1
23-20222	10	Spacer, clamp bracket stud	1	1	1
13-26993	11	Lockwasher, clamp bracket stud	2	2	2
11-20083	12	Nut, clamp bracket stud	2	2	2
17-29219A1	13	Tilt Lock Pin Assembly	1	1	1
32-28052	14	Sleeve, rubber - tilt lock pin bumper	1	1	1
28338A1	15	Tilt Stop Lever Assembly	1	1	1
10-28339	16	Screw, tilt stop lever anchor	2	2	2
13-20846	17	Washer, wave - lever anchor screw	2	2	2
13-26992	18	Lockwasher, lever anchor screw	2	2	2
11-20088	19	Nut, lever anchor screw	2	-	-
11-20184	19	Nut, lever anchor screw	-	2	2
26903A2	20	Reverse Lock Assembly (use thru Serial #1152545 on Mark 58E)	1	1	1
26903A3	20	Reverse Lock Assembly (started with Serial #1152546 on Mark 58E)	1	1	1
18-20209	21	Cotter Pin, reverse lock to shaft	1	1	1
24-20210	22	Spring, reverse lock tension	1	1	1
17-25598	23	Pin, reverse lock spring attaching	1	1	1
20208	24	Shaft, reverse lock to swivel bracket	1	1	1
1444-1421A1	25	Swivel Bracket Assembly	1	1	1
22-23612	26	Fitting, grease - swivel bracket	1	1	1
26-26209	27	Oil Seal	1	1	1
29359	--	Lubricap, swivel bracket grease fitting	-	1	1
17-28029	28	Pin, upper shock mounting -- OUT --	1	-	-
23-28024	29	Spacer, upper bushing to clamp bracket	2	-	-
12-28025	30	Washer, upper bushing retainer (inner)	2	-	-
12-28026	31	Washer, upper bushing retainer (outer)	2	-	-
11-25096	--	Nut, upper shock mounting pin	2	-	-
55-28415	28	Pin, upper shock mounting	1	1	1
23-28024	29	Spacer, upper bushing to clamp bracket	2	2	2
12-28025	30	Washer, upper bushing retainer (inner)	2	2	2
12-28420	31	Washer, upper bushing retainer (outer)	2	2	2
10-28449	32	Bolt, nylok - upper shock mounting pin	2	2	2
10-28027	33	Bolt, shoulder - lower shock mounting	2	-	-
23-28032	34	Spacer, lower bushing to swivel bracket	2	-	-
12-28026	35	Washer, lower bushing retainer (outer)	2	-	-
11-25096	--	Nut, lower shock mounting bolt	2	-	-
55-28413	33	Pin, lower shock mounting	2	2	2
23-28032	34	Spacer, lower bushing to swivel bracket	2	2	2
12-28420	35	Washer, lower bushing retainer (outer)	2	2	2
10-28449	36	Bolt, nylok - lower shock mounting pin	2	2	2
55-28054	37	Shock Absorber	2	2	2
23-28055	38	Bushing, rubber - shock absorber	8	8	8
17-28418A4	39	Swivel Pin and Top Yoke Assembly	1	1	1
11-28202	40	Nut, swivel pin retaining	1	1	1
30711	41	Bumper, top yoke	1	1	1
30462A1	42	Yoke, bottom	1	1	1
12-25176	43	Washer, swivel pin to bottom yoke	1	1	1
53-28141	44	Ring, retaining - swivel pin	1	-	-
28133	45	Retainer, swivel pin ring	1	-	-
10-28140	46	Screw, ring retainer to swivel bracket	2	-	-
38-28023	47	Serial Plate	1	-	-
38-28852	47	Serial Plate	-	1	1
10-25612	48	Screw, drive - serial plate to swivel bracket	4	4	4
10-28009	49	Bolt, carriage - clamp bracket to boat transom	2	2	2
12-28008	50	Washer, carriage bolt	2	2	2
11-28010	51	Nut, carriage bolt	2	2	2

\*These parts are not required on Mark 58A engines built without shock absorbers. For their replacement production parts, see page 41.

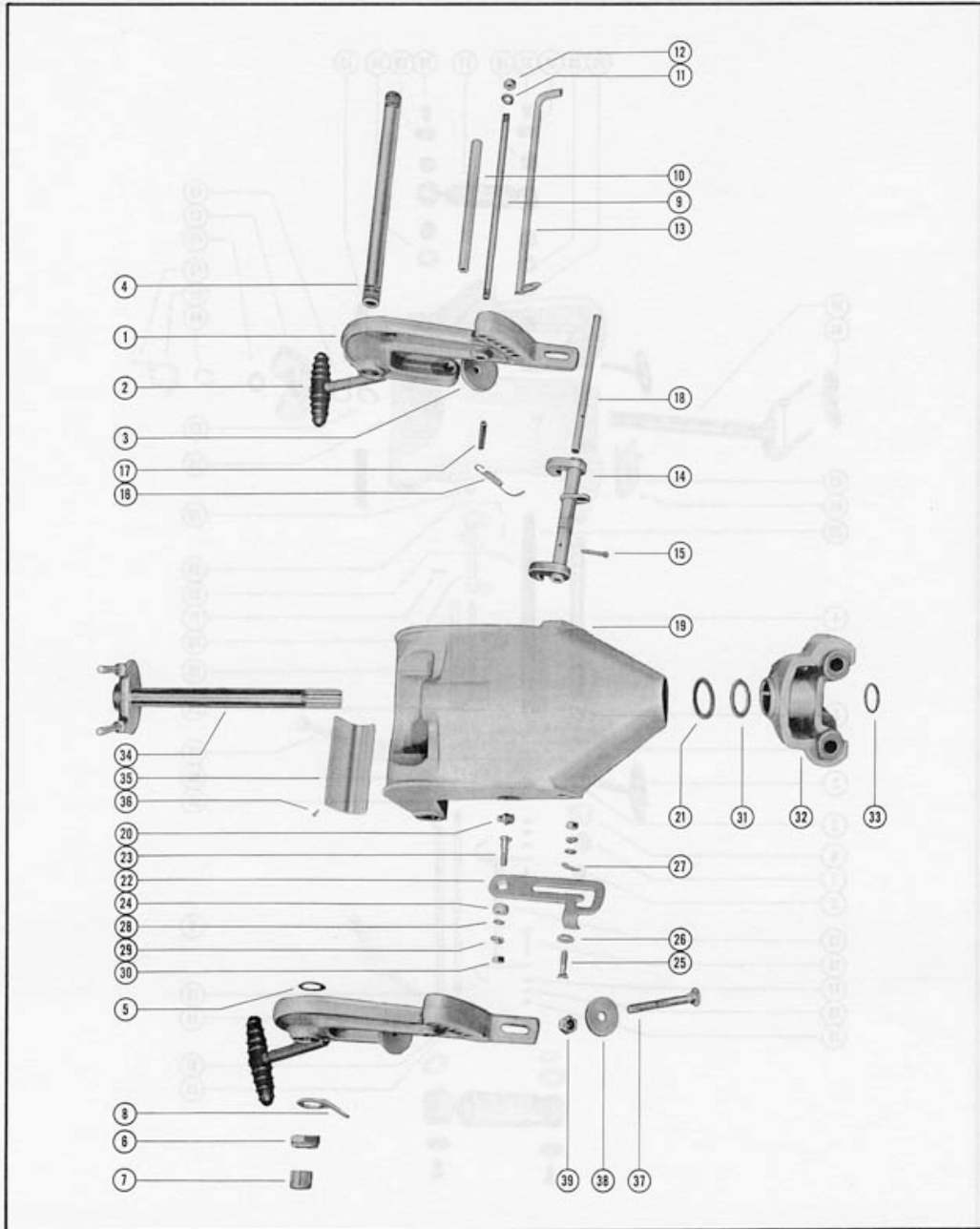
CLAMP AND SWIVEL BRACKET ASSEMBLY



Revised August 1963

Page 28

CLAMP AND SWIVEL BRACKET ASSEMBLY



DRIVE SHAFT HOUSING ASSEMBLY

PART NO.	REF. NO.	DESCRIPTION	MARK 58E	MARK 55AM	MARK 55AE	MARK 58AM	MARK 58AE
1522-1446	1	*Drive Shaft Housing (use with 3/8" studs)	1	1	1	1	1
1522-1567	1	#Drive Shaft Housing (use with 7/16" studs)	-	1	1	1	1
32-25187	2	Stud, water inlet	1	1	1	1	1
25-24961	3	Ring, rubber - water inlet tube	1	1	1	1	1
26-25192	4	Seal, water inlet tube	1	1	1	1	1
23-23651	5	Sleeve, water inlet tube	-	1	1	1	1
24945	6	Baffle, exhaust relief	1	1	1	1	1
10-25255	7	Screw, baffle to drive shaft housing	2	2	2	2	2
27-24899	8	Gasket, drive shaft housing to bottom cowl	1	1	1	1	1
11-25594	9	Nut, powerhead studs	8	8	8	8	8
10-25093	10	Screw, gear housing to drive shaft housing	1	1	1	1	1
16-23650	11	*Stud, drive shaft housing to gear housing (3/8")	1	1	1	1	1
16-29103	11	#Stud, drive shaft housing to gear housing (7/16")	-	1	1	1	1
11-23161	12	*Nut, gear housing and drive shaft housing studs (3/8")	3	3	3	3	3
11-22178	12	#Nut, gear housing and drive shaft housing studs (7/16")	-	3	3	3	3
28048	13	Rod, push - reverse lock (use thru Serial #1152545 on Mark 58E)	1	-	-	-	-
28470	13	Rod, push - reverse lock (started with Serial #1152546 on Mark 58E)	1	-	-	1	1
25190	13	Rod, push - reverse lock	-	1	1	-	-
17-24887	14	Pin, reverse lock lever	1	1	1	1	1
18-25191	15	Cotter Pin, push rod	1	1	1	1	1
24-25122	16	Spring, tension - push rod	1	1	1	1	1
25140	17	Lever, reverse lock	1	1	1	1	1
24926	18	Mount, rubber - upper	2	2	2	2	2
24935	19	Cover, upper mount - outside half	2	2	2	2	2
31120	20	Cover, upper mount - inside half	2	2	2	2	2
24929	21	Packing, "U" cup	2	2	2	2	2
12-24889	22	Washer, upper mount stud (17/32" ID)	2	2	2	2	2
12-24891	23	Washer, rubber - upper mount stud	2	2	2	2	2
23-30474	24	Spacer, upper mount stud	2	2	2	2	2
12-30473	25	Washer, upper mount stud (13/32" ID)	2	2	2	2	2
11-23161	26	Nut, upper mount stud	2	2	2	2	2
25305	27	Cap, rubber - upper mount	2	2	2	2	2
10-28772	28	Screw, upper mount cover (1 1/2")	4	4	4	4	4
10-28774	29	Screw, upper mount cover (2")	4	-	-	4	4
10-29389	29	Screw, upper mount cover (1 7/8")	-	4	4	-	-
13-26992	30	Lockwasher, mounting cover screw	8	-	-	-	-
12-29245	30	Washer, mounting cover screw	-	8	8	8	8
11-29322	31	Nut, mounting cover screw	8	8	8	8	8
24925	32	Mount, rubber - lower	2	2	2	2	2
12-28053	33	Washer, rubber - lower mount	2	2	2	2	2
12-28051	34	Washer, lower mount	2	2	2	2	2
12-24872	35	Washer, mounting screw	4	4	4	4	4
11-25096	36	Nut, mounting screw	2	2	2	2	2
10-24874	37	Screw, lower mount (5 1/2")	2	2	2	2	2
25067	38	Bumper, rubber - mounting screw	2	2	2	2	2
28241	39	Cover, lower mount (port side)	1	1	1	1	1
28242	39	Cover, lower mount (starboard side)	1	1	1	1	1
12-20084	40	Washer, lower mount cover screw	6	6	6	-	-
13-26993	40	Lockwasher, lower mount cover screw	-	-	-	6	6
10-29256	41	Screw, lower mount cover fastening	6	6	6	6	6
22-21290	42	Plug, grease - reverse lock hole	1	1	1	1	1

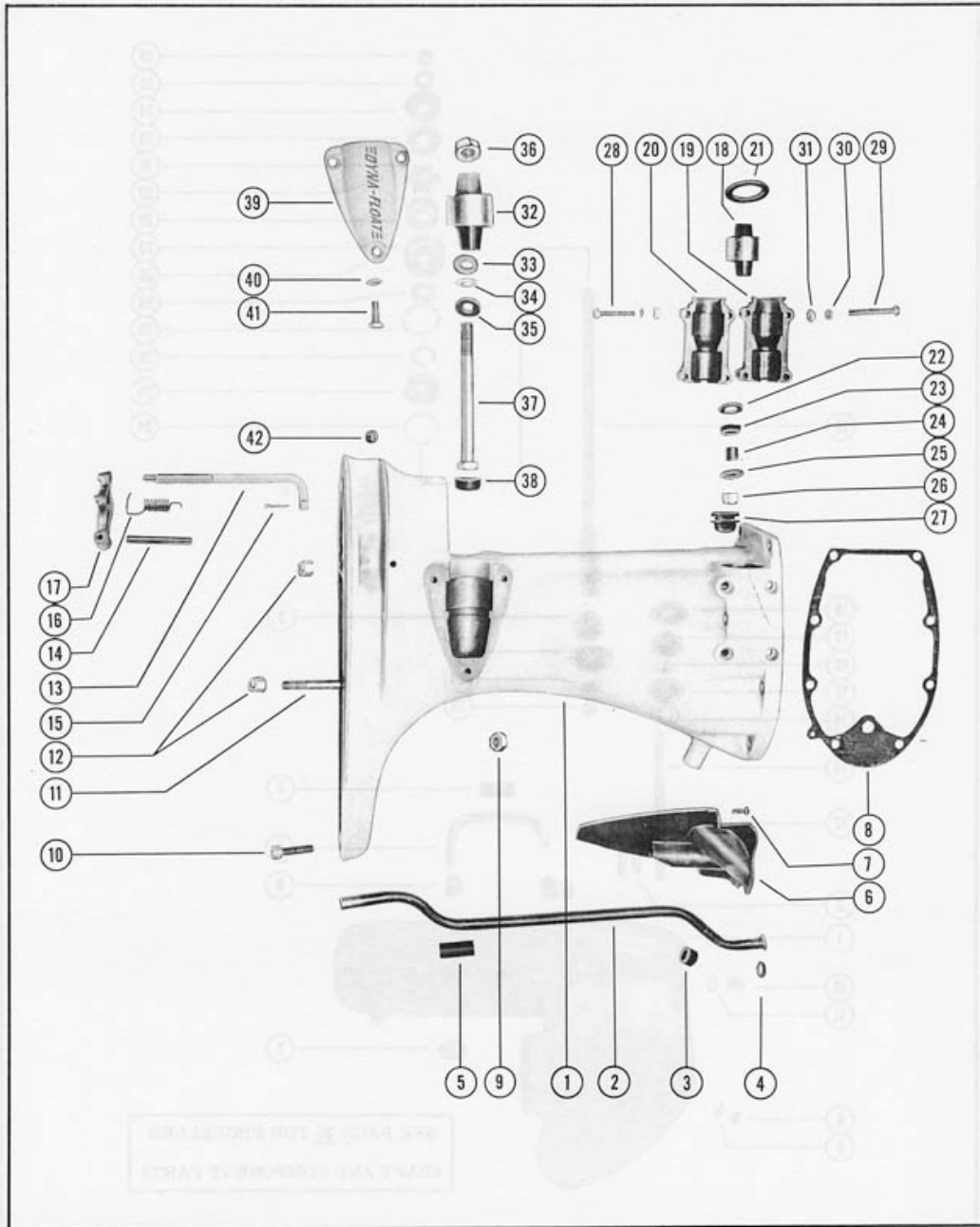
\* Use thru Serial #1255439 on Mark 58AM and Mark 55AE

# Started with Serial #1255440 on Mark 55AM and Mark 55AE

\* Use thru Serial #1226546 on Mark 58AE and Serial #1230046 on Mark 58AM

# Started with Serial #1226547 on Mark 58AE and Serial #1230047 on Mark 58AM

DRIVE SHAFT HOUSING ASSEMBLY



Revised August 1963

GEAR HOUSING ASSEMBLY, COMPLETE

PART NO.	REF. NO.	DESCRIPTION	MARK 58E	MARK 55AM	MARK 55AE	MARK 58AM	MARK 58AE
1603-930A7	-	*Gear Housing Assembly, Complete (3/8" studs) { <i>see note #1</i>	1	1	1	1	1
1603-1568A4	-	#Gear Housing Assembly, Complete (7/16" studs) <i>below</i>	-	1	1	1	1
1603-930A3	1	*Gear Housing Assembly (3/8" studs)	1	1	1	1	1
1603-1568A3	1	#Gear Housing Assembly (7/16" studs)	-	1	1	1	1
16-23071	2	*Stud, gear housing to drive shaft housing (3/8")	2	2	2	2	2
16-29078	2	#Stud, gear housing to drive shaft housing (7/16")	-	2	2	2	2
31-20231	3	Bearing, roller - drive shaft	1	1	1	1	1
23-23651	4	Sleeve, water inlet tube	1	1	1	1	1
32-23652	5	Tube, water inlet - lower	1	1	1	1	1
26-20232	6	Seal, water tube	3	3	3	3	3
35-23654	7	Screen, water intake	1	1	1	1	1
10-28634	8	Screw, grease filler and flushing hole	2	2	2	2	2
12-20260	9	Washer, grease filler and flushing hole screw	2	2	2	2	2
10-28653	10	Screw, gear housing vent	1	1	1	1	1
12-20262	11	Washer, gear housing vent screw	1	1	1	1	1
25136	12	Shaft, shift - lower	1	1	1	1	1
18-20233	13	Clip, retaining - shift shaft	1	1	1	1	1
25-25439	14	"O" Ring, shift shaft bushing	1	1	1	1	1
23-28374A1	15	Bushing Assembly, shift shaft	1	1	1	1	1
26-31249	16	Oil Seal ( <i>see note #3 below</i> )	1	1	1	1	1
25138	17	Cam, lower reverse locking	1	1	1	1	1
25139	18	Cam, upper reverse locking	1	1	1	1	1
45-29114A1	19	Drive Shaft Assembly	1	1	1	1	1
53-29116	20	Ring, retaining - ball bearing (25/32" ID) { <i>see note #2</i>	1	1	1	1	1
53-29115	20	Ring, retaining - ball bearing (3/4" ID) <i>below</i>	1	1	1	1	1
43-20834	21	Gear, pinion	1	1	1	1	1
14-20871	22	Tab, pinion gear screw	-	-	-	-	-
14-29163	22	Tab, pinion gear screw	-	1	1	1	1
10-20925	23	Screw, pinion gear retaining	1	1	1	1	1
15-20929	24	Shim, ball bearing to gear housing (.002-3-5-10)	AR	AR	AR	AR	AR
30-20861	25	Bearing, ball - drive shaft	1	1	1	1	1
25-20266	26	"O" Ring, water pump cartridge	1	1	1	1	1
46-29117A1	27	Water Pump Cartridge Assembly	1	1	1	1	1
26-23300	28	Oil Seal	1	1	1	1	1
28091	29	Insert, water pump cartridge	1	1	1	1	1
28-28657	30	Key, water pump cartridge	1	1	1	1	1
47-20268	31	Impeller, water pump	1	1	1	1	1
17-23733	32	Pin, impeller drive	1	1	1	1	1
20272	33	Plate, outlet - water pump cover	1	1	1	1	1
20270A2	34	Water Pump Cover Assembly	1	1	1	1	1
26-23517	35	Oil Seal	1	1	1	1	1
25-20273	36	Ring, rubber - centrifugal slinger	1	1	1	1	1

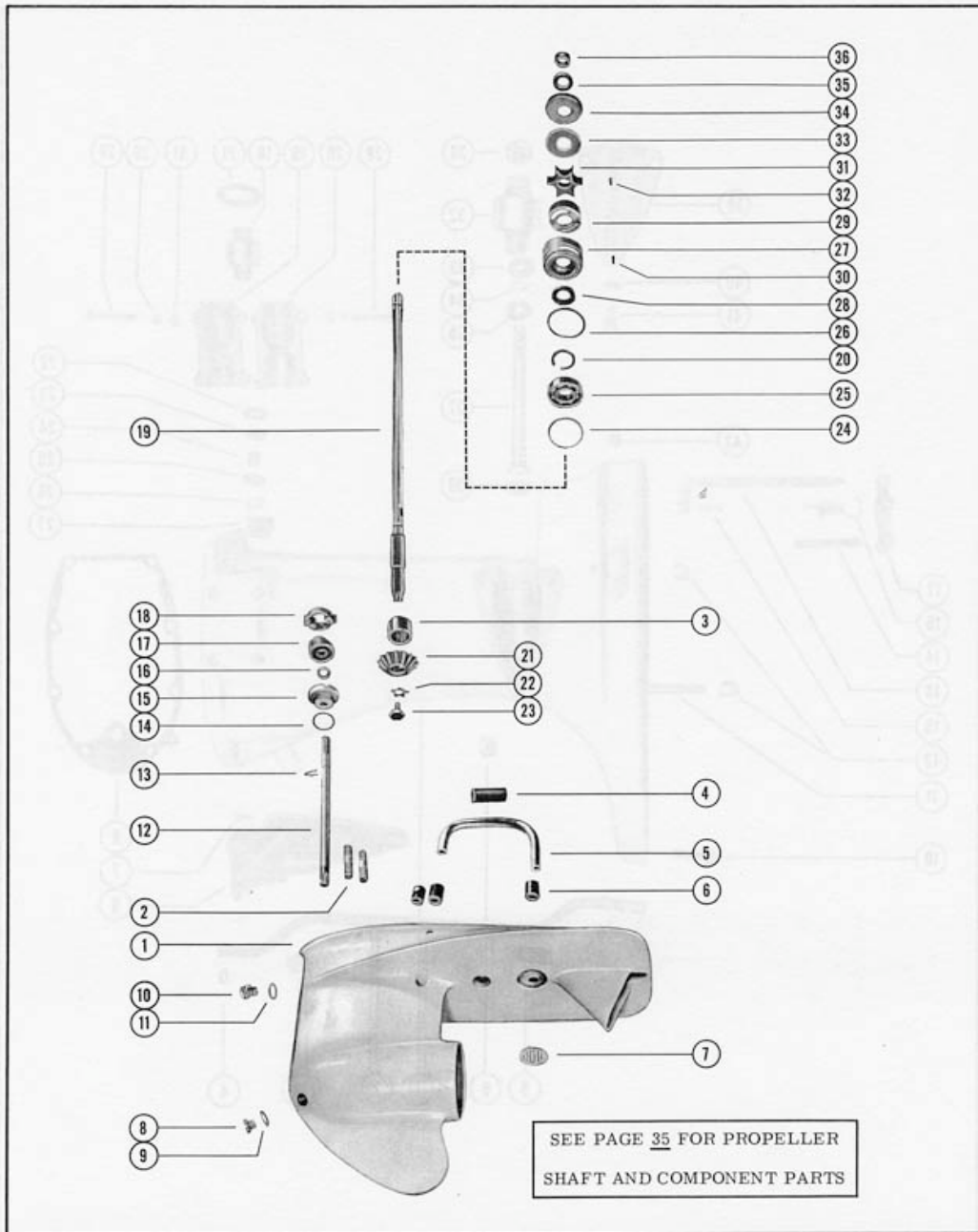
\* Use thru Serial #1255439 on Mark 55AM and Mark 55AE # Started with Serial #1255440 on Mark 55AM and Mark 55AE  
 \* Use thru Serial #1226546 on Mark 58AE and Serial #1230046 on Mark 58AM # Started with Serial #1226547 on Mark 58AE and Serial #1230047 on Mark 58AM

NOTE #1: 1603-930A7 and 1603-1568A4 Gear Housing Assembly Complete include all parts from reference #1 thru reference #58 as listed on pages 34 and 35.

NOTE #2: Check O.D. of ring groove on drive shaft before replacing ring. Drive shaft on earlier models require the smaller retaining ring (53-29115)

NOTE #3: On Mark 58E, Serial No. 1152545 and below, use 26-20236 Oil Seal in place of 26-31249 Oil Seal.

# GEAR HOUSING ASSEMBLY, COMPLETE





GEAR HOUSING ASSEMBLY, COMPLETE

PART NO.	REF. NO.	DESCRIPTION	MARK 58E	MARK 55AM	MARK 55AE	MARK 58AM	MARK 58AE
1603-930A7	-	*Gear Housing Assembly, Complete (3/8" studs)	1	1	1	1	1
1603-1568A4	-	#Gear Housing Assembly, Complete (7/16" studs) <sup>see note</sup> below	-	1	1	1	1
1603-930A3	1	*Gear Housing Assembly (3/8" studs)	1	1	1	1	1
1603-1568A3	1	#Gear Housing Assembly (7/16" studs)	-	1	1	1	1
30147	37	Cam, shift	1	1	1	1	1
20930	38	Follower, cam	1	1	1	1	1
20843	39	Slide, cross pin	1	1	1	1	1
24-20254	40	Spring, cam follower pin	1	1	1	1	1
15-20928	41	Shim, ball bearing to gear housing (.002-3-5-10)	AR	AR	AR	AR	AR
43-20975A1	--	Forward Gear Assembly, Complete	1	1	1	1	1
30-20840	42	Bearing, ball - forward gear	1	1	1	1	1
43-20975	43	Forward Gear Assembly	1	1	1	1	1
31-20249	44	Bearing, roller - forward gear	1	1	1	1	1
32189	45	Ratchet, sliding clutch	1	1	1	1	1
17-20841	46	Pin, cross - ratchet to propeller shaft	1	1	1	1	1
53-20842	47	Ring, retaining - cross pin	1	1	1	1	1
44-25254	48	Shaft, propeller	1	1	1	1	1
43-20975A2	--	Reverse Gear Assembly, Complete	1	1	1	1	1
43-20975	49	Reverse Gear Assembly	1	1	1	1	1
20864	50	Ring, adaptor - ball bearing	1	1	1	1	1
30-20839	51	Bearing, ball - reverse gear	1	1	1	1	1
15-20927	52	Shim, adaptor ring to gear housing (.002-3-5-10)	AR	AR	AR	AR	AR
20862A1	53	Bearing Carrier Assembly	1	1	1	1	1
31-20249	54	Bearing, roller	1	1	1	1	1
25-20863	55	"O" Ring, bearing carrier	1	1	1	1	1
26-23300	56	Oil Seal	1	1	1	1	1
12-22970	57	Washer, gear housing cover	1	1	1	1	1
20865	58	Cover, gear housing	1	1	1	1	1
12-25251	59	Washer, backing (1/8)	1	1	1	1	1
12-25252	60	Washer, backing (1/32)	AR	AR	AR	AR	AR
14-25250	61	Tab Washer, propeller nut	1	1	1	1	1
11-20837	62	Nut, propeller (aluminum)	1	1	1	1	1
11-29825	62	Nut, propeller (nylon)	Opt.	Opt.	Opt.	Opt.	Opt.

\* Use thru Serial #1255439 on Mark 55AM and Mark 55AE

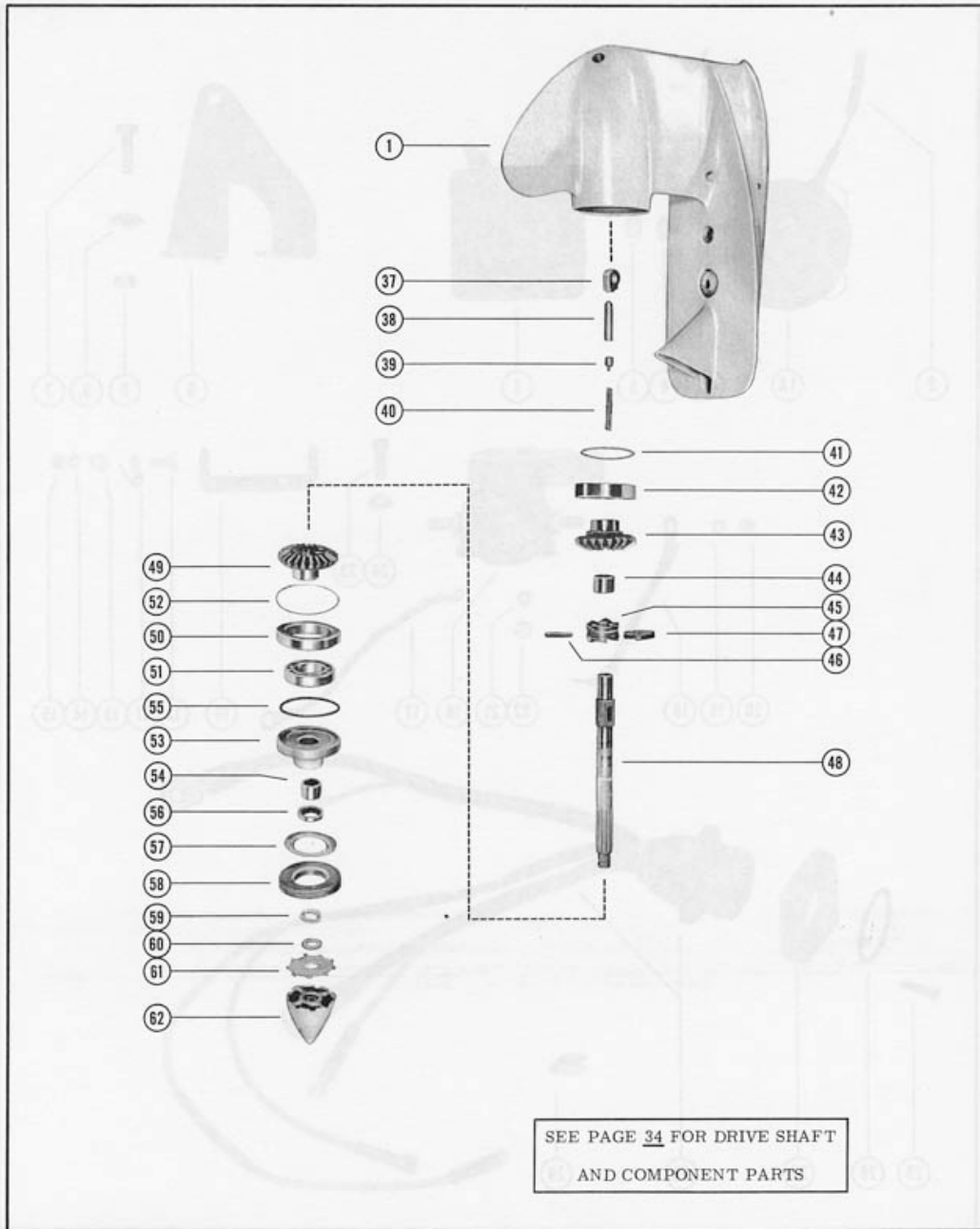
# Started with Serial #1255440 on Mark 55AM and Mark 55AE

\* Use thru Serial #1226546 on Mark 58AE and Serial #1230046 on Mark 58AM

# Started with Serial #1226547 on Mark 58AE and Serial #1230047 on Mark 58AM

NOTE: 1603-930A7 and 1603-1568A4 Gear Housing Assembly Complete include all parts from reference #1 thru reference #58 as listed on pages 34 and 35.

GEAR HOUSING ASSEMBLY, COMPLETE

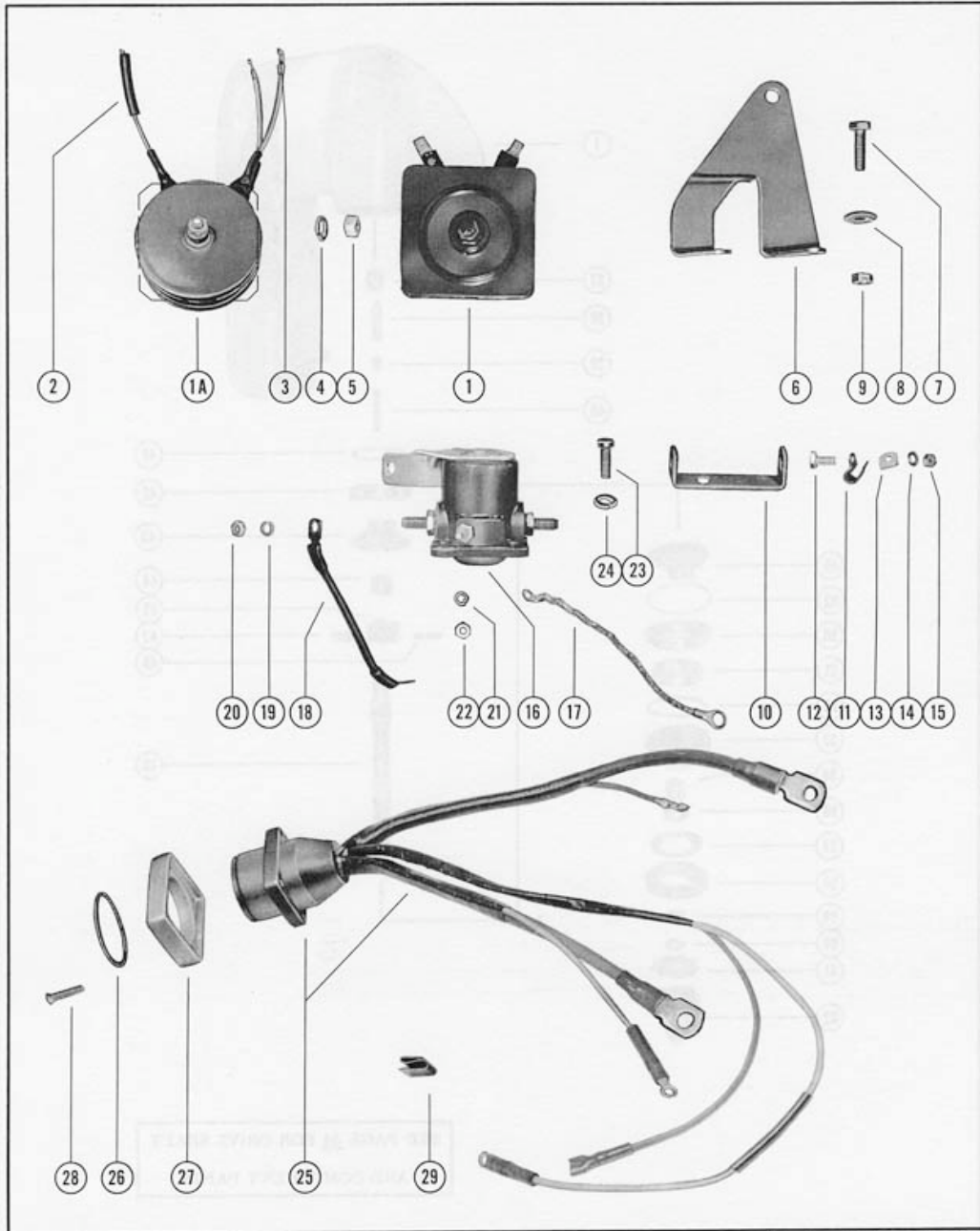


## RECTIFIER, STARTER SOLENOID AND WIRING HARNESS

PART NO.	REF. NO.	DESCRIPTION	MARK 58E	MARK 55AE	MARK 58AE
25571	1	Rectifier	1	-	-
25571A2	1A	*Rectifier Assembly	1	1	1
32-26528	2	Sleeve, rectifier lead (red)	1	1	1
22647	3	Disconnect, knife splice - rectifier lead wires	3	3	3
13-26993	4	Lockwasher, rectifier mounting screw	1	1	1
11-21929	5	Nut, rectifier mounting screw	1	1	1
28597	6	Bracket, rectifier mounting	1	1	1
10-21091	7	Screw, rectifier bracket to bottom cowl	2	2	2
13-26992	8	Lockwasher, bracket mounting screw	2	-	-
11-21825	9	Nut, bracket mounting screw	2	-	-
11-20184	9	Nut, bracket mounting screw	-	2	2
28372	10	*Bracket, rectifier lead wires mounting	1	-	-
54-24836	11	*Clamp, rectifier lead wires to bracket	2	1	1
54-22740	11	Clamp, rectifier lead wires to bracket	-	1	1
10-20100	12	*Screw, lead wire clamp to bracket	2	-	-
10-30009	12	Screw, lead wire clamp to bracket	-	2	2
22789	13	*"D" Washer, clamp fastening screw	2	2	2
13-26996	14	*Lockwasher, clamp fastening screw	2	-	-
11-20645	15	*Nut, clamp fastening screw	2	-	-
38062A2	16	Solenoid, starter (3 pole)	1	-	-
32445	16	Solenoid, starter (4 pole)	1	1	1
28016A1	17	Ground Strap Assembly	1	1	1
25596	18	Wire, starter to starter solenoid	1	1	1
13-26993	19	Lockwasher, solenoid terminal (5/16)	2	2	2
11-20083	20	Nut, solenoid inside terminal (5/16)	1	1	1
11-26062	20	Nut, cap - solenoid outside terminal (5/16)	1	1	1
13-26996	21	Lockwasher, solenoid terminal (#10)	2	1	2
11-20645	22	Nut, solenoid terminal (#10)	2	2	2
10-29238	23	Screw, solenoid to starter motor	2	2	2
13-26992	24	Lockwasher, solenoid screw	2	2	2
28370A1	25	Wiring Harness (internal)	1	-	-
28370	25	*Wiring Harness (internal)	1	1	1
24-28975	26	Spring, garter - internal wiring harness	-	1	1
26079	27	Plate, backing - wiring harness	1	1	1
10-26128	28	Screw, backing plate to bottom cowl	4	4	4
54-22783	29	"S" Clip, wiring harness leads to bottom cowl	3	3	3

\*Started with Serial #1141505 on Mark 58E

RECTIFIER, STARTER SOLENOID AND WIRING HARNESS



**MARK 58EL PARTS LIST**

All parts listed below are for the Mark 58EL engine and are used in place of the Mark 58E corresponding parts as shown. For reference to any other corresponding part in the Mark 58EL, please refer to preceding pages of this parts list.

SERIAL NUMBERS:

Mark 58EL . . . . . 1157546 thru 1158045

PART NO.	DESCRIPTION	REPLACES	MARK 58EL
1535-1566	Housing, drive shaft	1522-1567	1
32-25076	Tube, water inlet	32-25187	1
45-29120A1	Drive Shaft Assembly	45-29114A1	1
25163	Shaft, shift - upper	25180	1
28593	Rod, push - reverse lock	28470	1
1448-1449A1	Swivel Bracket Assembly	1444-1421A1	1
17-28419A4	Swivel Pin and Top Yoke Assembly	17-28418A4	1
27898	Baffle, exhaust relief	24945	1
1603-930A8	Gear Housing Assembly, Complete	1603-930A7	1

**MARK 58S PARTS LIST**

When ordering replacement parts for Mark 58S engines, please order from the preceding pages of this Mark 58E parts list with the following exception:

SERIAL NUMBERS:

Mark 58S . . . . . 1152546 thru 1153045

PART NO.	DESCRIPTION	REPLACES	MARK 58S
211-1483A1	Flywheel Assembly, Complete	211-1414A2	1

**MARK 58AML AND MARK 58AEL PARTS LIST**

All parts listed below are for the Mark 58AML & Mark 58AEL engines and are used in place of the corresponding parts as shown. For reference to any other corresponding part in the Mark 58AML and Mark 58AEL, please refer to preceding pages of this parts list.

SERIAL NUMBERS:

Mark 58AML . . . . . 1198870 and up  
Mark 58AEL . . . . . 1197870 and up

PART NO.	DESCRIPTION	REPLACES	MARK 58AML	MARK 58AEL
1535-1441	Housing, drive shaft (3/8" stud)	1522-1446	1	1
1535-1566	*Housing, drive shaft (7/16" stud)	1522-1567	1	1
32-25076	Tube, water inlet	32-25187	1	1
45-29120A1	Drive Shaft Assembly	45-29114A1	1	1
25163	Shaft, shift - upper	25180	1	1
28593	Rod, push - reverse lock	28470	1	1
1448-1449A1	Swivel Bracket Assembly	1444-1421A1	1	1
17-28419A4	Swivel Pin and Top Yoke Assembly	17-28418A4	1	1
27898	Baffle, exhaust relief	24945	1	1
1603-930A8	Gear Housing Assembly, Complete (3/8")	1603-930A7	1	1
1603-1568A5	*Gear Housing Assembly, Complete (7/16")	1603-1568A4	1	1

\* Started with Serial #1230547 on MK58AEL and MK58AML

**MARK 58AS PARTS LIST**

When ordering replacement parts for Mark 58AS engines, please order from the preceding pages of this Mark 58AE parts list with the following exception:

SERIAL NUMBERS:

Mark 58AS . . . . . 1199377 and up

PART NO.	DESCRIPTION	REPLACES	MARK 58AS
211-1483A3	Flywheel Assembly, Complete (with spacers) <small>{ See Note at bottom</small>	211-1414A6	1
211-1483A4	Flywheel Assembly, Complete (without spacers) <small>{ of Page 6</small>	211-1414A7	1

MARK 55AML AND MARK 55AEL PARTS LIST

All parts listed below are for the Mark 55AML & Mark 55AEL engines and are used in place of the corresponding parts as shown. For reference to any other corresponding part in the Mark 55AML and Mark 55AEL, please refer to preceding pages of this parts list.

SERIAL NUMBERS:

Mark 55AML . . . . . 1225222 and up  
 Mark 55AEL . . . . . 1225722 and up

PART NO.	DESCRIPTION	REPLACES	MARK 55AML	MARK 55AEL
1535-1441	#Housing, drive shaft (3/8" stud)	1522-1446	1	1
1535-1566	*Housing, drive shaft (7/16" stud)	1522-1567	1	1
32-25076	Tube, water inlet	32-25187	1	1
45-29120A1	Drive Shaft Assembly	45-29114A1	1	1
25163	Shaft, shift - upper	25180	1	1
28593	Rod, push - reverse lock	25190	1	1
27898	Baffle, exhaust relief	24945	1	1
1440-1464A1	Clamp Bracket Assembly	1427-1310A1	2	2
28403A3	Thumb Screw Assembly	22477A1	2	2
12-28404	Washer, thumb screw	12-26227	2	2
1442-1400A1	Swivel Bracket Assembly	1401-1080A1	1	1
17-28419A2	Swivel Pin and Top Yoke Assembly	17-27739A2	1	1
30462A1	Yoke, bottom	30202A1	1	1
11-28202	Nut, swivel pin	53-27743	1	1
26903A3	Reverse Lock Assembly	26903A2	1	1
29056	Lever, tilt stop ( <i>starboard side</i> )	20215	1	1
29057	Lever, tilt stop ( <i>port side</i> )	26864	1	1
23-29055	Spacer, tilt stop lever	23-20216	2	2
10-29054	Screw, tilt stop lever anchor	10-20217	2	2
10-27791	Screw, tilt stop lever retaining	10-27790	2	2
1603-930A8	#Gear Housing Assembly, Complete (3/8" stud)	1603-930A7	1	1
1603-1568A5	*Gear Housing Assembly, Complete (7/16" stud)	1603-1568A4	1	1
10-28009	Bolt, clamp bracket to boat transom	10-26483	2	2
12-28008	Washer, clamp bracket bolt	12-26485	2	2
11-28010	Nut, clamp bracket bolt	11-26484	2	2

# Use thru Serial #1255439

\* Started with Serial #1255440

MARK 55AS PARTS LIST

When ordering replacement parts for Mark 55AS engines, please order from the preceding pages of this Mark 55AE parts list with the following exception:

SERIAL NUMBERS:

Mark 55AS . . . . . 1223231 and up

PART NO.	DESCRIPTION	REPLACES	MARK 55AS
211-1483A3	Flywheel Ass'y, Comp. (with spacers)	211-1414A6	1
211-1483A4	Flywheel Ass'y, Comp. (without spacers)		
		211-1414A7	1

} See Note  
 on bottom  
 of Page 6

REMOTE CONTROL, STARTER MOTOR AND FUEL TANK

For reference to Remote Control, Starter Motor, Fuel Tank, Etc. not shown in this parts list, please refer to the Section in your Accessory Parts Lists as indicated below:

		Refer to Section
1225-1529A7	Fuel Tank Assembly (6 gallon)	"D"
29479A4	Fuel Line Assembly (6 and 12 gallon fuel tanks)	"D"
1232-1685A2	Fuel Tank Assembly (12 gallon)	"D"
20015-S	Remote Control Cable Assembly	"B"
30063A1	Remote Control Assembly (standard)	"B"
26790A	Remote Control Assembly (electric)	"B"
25763A	Shorting Switch Assembly	"B"
25942	*Starter Motor Assembly (Delco-Remy)	"E"
50-29105	#Starter Motor Assembly (Delco-Remy)	"E"
29822A1	Steering Handle Assembly	"C"

\*Use thru Serial #1226546 on Mark 58AE

# Started with Serial #1226547 on Mark 58E

PROPELLERS

PART NUMBER	DESCRIPTION	MATERIAL	PITCH	NO. OF BLADES
RIGHT HAND ROTATION				
48-22814A2	Propeller Assembly	Bronze	8"	3
48-25773A2	Propeller Assembly	Bronze	9"	2
48-26666A2	Propeller Assembly	Bronze	10"	2
48-22105A2	Propeller Assembly	Bronze	10"	3
48-29985A2	Propeller Assembly	Aluminum	10"	2
48-23586A2	Propeller Assembly	Bronze	11"	2
48-29296A2	Propeller Assembly	Aluminum	11"	2
48-22636A2	Propeller Assembly	Bronze	12"	2
48-22914A2	Propeller Assembly	Aluminum	12"	2
48-23587A2	Propeller Assembly	Bronze	13"	2
48-29986A2	Propeller Assembly	Aluminum	13"	2
48-27028A2	Propeller Assembly	Bronze	14"	2
48-28765A2	Propeller Assembly	Bronze	15"	2

On Mark 58A engines built without shock absorbers, the following parts are required. Parts listed below are used in place of parts as noted by symbol (◀) on page 27.

PART NO.	DESCRIPTION	QUAN.
1450-1530A2	Swivel Bracket Assembly	1
1440-1464A1	Clamp Bracket Assembly	2
13-27085	Washer, wave - retaining screw (port side)	1
15-20473	Shim, .010 - retaining screw (port side)	1
13-20846	Washer, wave - retaining screw (port side)	1
23-29055	Spacer, tilt stop lever	2
29056	Lever, tilt stop (starboard side)	1
29057	Lever, tilt stop (port side)	1
10-27791	Screw, retaining - tilt stop lever	2
10-29054	Screw, anchor - tilt stop lever	2
11-20361	Nut, lever anchor and retaining screw	4

**INTRODUCTION:**

This parts list contains a list of all parts used to build Mark 55 and Mark 55E engines starting with Serial No. 831021. All Mark 55 engines below Serial No. 833000 were built with a "sand-cast" cylinder block and crankcase. Therefore, when ordering parts for a Mark 55 powerhead below Serial No. 833000, please refer to your Mark 50 and Mark 50E parts list.

**SERIAL NUMBERS:**

Mark 55-1 and Mark 55E-1 . . . . .	.831021 thru 899945
Mark 55-2 and Mark 55E-2 . . . . .	.906752 thru 907250
	941751 thru 1025984
Mark 55-3 and Mark 55E-3 . . . . .	.1025987 thru 1134531
Mark 55-4 and Mark 55E-4 . . . . .	.1134536 and up

**INDEX:**

	Page
Bottom Cowl Assembly . . . . .	2
Carburetor Assembly . . . . .	1
Carburetor Linkage . . . . .	1
Choke Solenoid and Linkage . . . . .	1
Clamp and Swivel Bracket . . . . .	26 and 27
Cowling and Front Cover . . . . .	1
Crankshaft, Piston and Connecting Rod . . . . .	1
Cylinder Block and Crankcase Assembly . . . . .	2
Drive Shaft Housing . . . . .	1
Flywheel Assembly and Stator . . . . .	3
Fuel Pump and Fuel Filter . . . . .	3
Fuel Tank Assembly (new style) . . . . .	3
Fuel Tank Assembly (old style) . . . . .	3
Gear Housing Assembly and Drive Shaft . . . . .	3
Gear Housing Assembly and Propeller . . . . .	3
Magneto (External Parts) . . . . .	3
Magneto (Internal Parts) . . . . .	3
Rectifier, Starter Solenoid and Wiring Harness . . . . .	3
Remote Control Cable Assembly . . . . .	3
Remote Control Housing Assembly (standard) . . . . .	3
Remote Control Assembly (Electric - new style) . . . . .	3
Remote Control Assembly (Electric - old style) . . . . .	3
Shorting Switch Assembly . . . . .	3
Starter Motor Assembly (Bosch) . . . . .	3
Starter Motor Assembly (Delco-Remy) . . . . .	3
Starter Motor Assembly (old style) . . . . .	3
Starter Mechanism (old style starter) . . . . .	3
Top Cowl and Starter Assembly . . . . .	3

*(See Page 35 for Mark 55L and Mark 55EL Parts List)*

**ACCESSORIES**

Decal Set (-1), (-2), (-3) and (-4) . . . . .	A-37-25615A1
Flushing Assembly . . . . .	C-24789A1
Gasket Set (motor overhaul) . . . . .	A-27-26998A1
Steering Handle Assembly . . . . .	A-36182A1
Mark 55 Parts List . . . . .	C-90-46124



TOP COWL AND STARTER ASSEMBLY

PART NO.	REF. NO.	DESCRIPTION	MARK 55	MARK 55E	MARK 55	MARK 55E	MARK 55	MARK 55E	MARK 55	MARK 55E	MARK 55	MARK 55E
			-1	-1	-2	-2	-3	-3	-4	-4		
A-101-1266A2	1	Top Cowl Assembly	1	1	1	1	1	1	1	1	1	1
C-16-20500	2	Stud, top cowl to cover	2	2	2	2	2	2	2	2	2	2
C-16-20353	3	Stud, top cowl to crankcase	1	1	1	1	1	1	1	1	1	1
C-25-20116	-	Grommet, choke knob	1	1	1	1	1	1	1	1	1	1
A-37-25615A1	-	Decal Set	1	1	1	1	1	1	1	1	1	1
C-23-20326	4	Spacer, top cowl to cover stud	1	1	1	1	1	1	1	1	1	1
A-50-20149	5	Sheave Assembly <i>see note below</i>	1	1	1	1	1	1	1	1	1	1
A-50-28895	5	Sheave Assembly <i>see note below</i>	1	1	1	1	1	1	1	1	1	1
A-20155	6	Retainer, starter spring	1	1	1	1	1	1	1	1	1	1
A-24-29340A1	7	Spring, starter rewind	1	1	1	1	1	1	1	1	1	1
A-20157	8	Shaft, sheave	1	1	1	1	1	1	1	1	1	1
A-23-20158	9	Spacer, sheave shaft	1	1	1	1	1	1	1	1	1	1
A-23-20159	10	Bushing, spring guide	1	1	1	1	1	1	1	1	1	1
C-13-20160	11	Washer, wave	1	1	1	1	1	1	1	1	1	1
A-20161	12	Retainer, wave washer <i>see note below</i>	1	1	1	1	1	1	1	1	1	1
A-26179	12	Retainer, wave washer <i>see note below</i>	-	-	1	1	1	1	1	1	1	1
C-12-26180	13	Washer, wave washer retainer	3	3	3	3	3	3	3	3	3	3
A-20162	14	Pawl, starter	3	3	3	3	3	3	3	3	3	3
C-13-29402	15	Washer, wave - starter pawl	1	1	1	1	1	1	1	1	1	1
A-20164	16	Plate, retainer - starter pawl	1	1	1	1	1	1	1	1	1	1
C-14-20165	17	Tab Washer, sheave shaft nut	1	1	1	1	1	1	1	1	1	1
C-11-20166	18	Nut, sheave shaft (left hand thread)	1	1	1	1	1	1	1	1	1	1
A-50-22791A1	19	Starter Cable Assembly	1	1	1	1	1	1	1	1	1	1
A-20662	20	Handle, starter cable	1	1	1	1	1	1	1	1	1	1
A-20172	21	End Cap, starter handle	4	4	4	4	4	4	4	4	4	4
C-12-20028	22	Washer, top cowl stud	4	4	4	4	4	4	4	4	4	4
C-12-20346	22	Washer, top cowl stud	*	*	*	*	*	*	*	*	*	*
C-12-20583	23	Washer, top cowl stud	4	4	4	4	4	4	4	4	4	4
C-11-20361	24	Nut, top cowl fastening	1	1	1	1	1	1	1	1	1	1
A-20485	25	Cover, trim - top cowl	1	1	1	1	1	1	1	1	1	1
A-23-23072	26	Spacer, trim cover	1	1	1	1	1	1	1	1	1	1
C-10-21643	27	Screw, trim cover to top cowl	1	1	1	1	1	1	1	1	1	1

\* = As Required

NOTE: When replacing A-50-20149 Sheave Assembly (now superseded by A-50-28995) on either -1 or -2 models, be sure and check inside diameter of lower half of Starter Sheave. Old style had an I.D. of 1-1/16 inches and new style I.D. was enlarged to 2-1/8 inches. Therefore, check chart below, and use corresponding parts as so:

A-50-20149 Sheave Assembly

1-1/16" inside diameter	2-1/8" inside diameter
Use: A-20161 Retainer	Use: A-26179 Retainer C-12-26180 Washer

MARK 55S PARTS LIST

When ordering replacement parts for Mark 55S engines, please order from the pages of this parts list with the following exception:			
SERIAL NUMBERS:			
Mark 55S . . . . . 1146546 thru 1148545			
PART NO.	DESCRIPTION	REPLACES	MARK 55S
A-211-1483A1	Flywheel Assembly, Complete	A-211-1414A2	1

# TOP COWL AND STARTER ASSEMBLY



COWLING AND FRONT COVER

PART NO.	REF. NO.	DESCRIPTION	MARK 55	MARK 55E	MARK 55	MARK 55E	MARK 55	MARK 55E	MARK 55	MARK 55E
			-1	-1	-2	-2	-3	-3	-4	-4
A-155-1028A2	1	Cowl Front Cover Assembly	1	1	1	1	1	1	1	1
A-155-1028A3	1	Cowl Front Cover Assembly	-	-	-	-	-	-	-	-
A-20721	-	Bumper, rubber - front cover (top/bottom)	4	4	4	4	4	4	4	4
A-26901	-	Bumper, rubber - front cover (top)	-	-	-	-	-	-	-	-
A-10-29552	2	Screw, cover fastening	1	1	1	1	1	1	1	1
C-12-26162	3	Washer, nylon - cover fastening screw	1	1	1	1	1	1	1	1
A-23083	5	Emblem, front cover	1	1	1	1	1	1	1	1
C-26183A	5	Emblem, front cover(not as shown - see note below)	-	-	-	-	-	-	-	-
C-18-21069	6	Cotter Pin, covering fastening screw	1	1	1	1	1	1	1	1
C-10-20031	7	Screw, emblem front cover	1	1	1	1	1	1	1	1
C-12-20346	8	Washer, emblem screw	1	1	1	1	1	1	1	1
A-107-1015A3	9	Cowl Wrap Around Assembly	1	1	1	1	1	1	1	1
A-21060	10	Handle, cowl latch	2	2	2	2	2	2	2	2
C-53-21058	11	"E" Ring, cowl latch hinge pin	4	4	4	4	4	4	4	4
A-17-21057	12	Pin, hinge - cowl latch handle	4	4	4	4	4	4	4	4
A-25690	13	Swivel, cowl latch	2	2	2	2	2	2	2	2
A-25691	14	Hook, cowl latch fastening	2	2	2	2	2	2	2	2
A-24825	15	Blanket, wrap around cowl	1	1	1	1	1	1	1	1
C-92-25234	--	Glue, adhesive - blanket fastening (tube)	1	1	1	1	1	1	1	1

NOTE: Emblems for replacement may be ordered in two (2) different color combinations as listed below. Be sure and specify color combination required by adding A1 or A2 suffix to emblem part number C-26183:

- C-26183A1 Emblem (Black background with red and aluminum lettering)
- C-26183A5 Emblem (Aluminum background with red and gold lettering)
- C-92-27109 Adhesive Compound (3/4 ounce kit) emblem fastening


FLYWHEEL ASSEMBLY AND STATOR

PART NO.	REF. NO.	DESCRIPTION	MARK 55	MARK 55E	MARK 55	MARK 55E	MARK 55	MARK 55E	MARK 55	MARK 55E
			-1	-1	-2	-2	-3	-3	-4	-4
C-11-22339	1	Nut, flywheel	1	1	1	1	1	1	1	1
C-12-20143	2	Washer, flywheel nut	1	1	1	1	1	1	1	1
C-12-26617	2	Washer, flywheel nut	-	-	-	-	-	-	-	-
A-28-20661	-	Key, flywheel drive	-	-	-	-	1	1	1	1
A-28-20094	-	Key, flywheel drive	-	-	-	-	-	-	-	-
A-208-1013A1	3	Flywheel Assembly (small taper)	1	-	1	-	1	-	1	1
A-208-998A1	3	Flywheel Assembly (use only with A-23713A1 Starter Motor)	-	1	-	-	-	-	-	-
A-208-1324A2	3	Flywheel Assembly (small taper)	-	-	-	1	-	1	-	-
A-208-1385A1	3	Flywheel Assembly (large taper)	-	-	-	-	-	-	1	-
A-211-1323A4	3	#Flywheel Assembly (large taper)	-	-	-	-	-	1	-	-
A-211-1414A2	3	Flywheel Assembly (large taper)	-	-	-	-	-	-	-	1
A-22823	4	Pulley, flywheel	1	1	1	1	1	1	1	1
C-12-25293	-	Washer, flywheel pulley	1	1	1	1	1	1	1	1
C-17-20392	-	Dowel Pin, pulley to flywheel (small taper)	1	1	1	1	1	1	1	1
C-17-26618	-	Dowel Pin, pulley to flywheel (large taper)	-	-	-	-	-	1	1	1
C-10-22310	5	Screw, stator to upper end cap	-	4	-	4	-	4	-	4
C-13-26996	6	Lockwasher, stator screw	-	4	-	4	-	4	-	4
C-54-22740	7	Clip, stator lead wire	-	1	-	1	-	2	-	2
C-10-25255	8	Screw, stator lead wire clip and internal wiring harness clip	-	2	-	2	-	2	-	2
C-54-24836	9	Clip, internal wiring harness lead	-	1	-	1	-	2	-	2
C-22789	--	"D" Washer, harness clip screw	-	-	-	1	-	1	-	1
A-32-24839	10	Sleeve, stator lead and choke wire	-	1	-	1	-	-	-	-
C-54-22783	11	"S" Clip, wiring harness leads	-	3	-	3	-	3	-	3
A-398-892	12	Stator, alternator	-	1	-	1	-	-	-	-
A-398-1034	12	Stator, alternator	-	1	-	1	-	1	-	1
A-1100-339A1	13	End Cap Assembly, upper	1	1	1	1	1	1	1	1

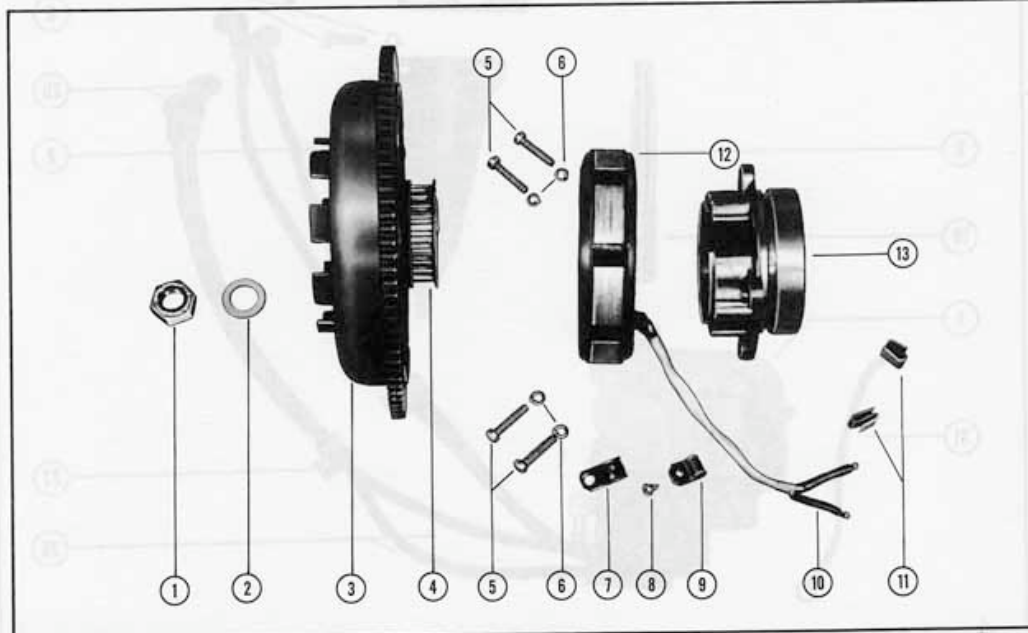
\* Large taper Flywheel and Crankshaft (A-400-1730) started with Serial #1094866 on Mark 55E-3 engines.

NOTE: On earlier models of Mark 55E, the flywheel ratchet was not cast on, therefore, for replacement parts, order: (1) A-50-25263 Ratchet, (3) C-13-26992 Lockwashers (3) C-10-20776 Screws

COWLING AND FRONT COVER



FLYWHEEL ASSEMBLY AND STATOR



Revised June 1966

(MARK 55)

Page 4


MAGNETO (EXTERNAL PARTS)

PART NO.	REF. NO.	DESCRIPTION	MARK 55	MARK 55E	MARK 55	MARK 55E	MARK 55	MARK 55E	MARK 55	MARK 55E	MARK 55	MARK 55E
			-1	-1	-2	-2	-3	-3	-4	-4		
A-322-872	1	Magneto Assembly, Complete (FM-70E)	1	1	1	1	-	-	-	-	-	-
A-394-1652A1	1	Magneto Assembly, Complete (4D-3)	-	-	-	-	1	1	1	1	1	1
A-26580	2	Bracket, magneto actuating	1	1	1	1	1	1	1	1	1	1
A-23603A1	3	Bracket Assembly, carburetor actuating	1	1	1	1	1	1	1	1	1	1
A-23-23601	4	Sleeve, nylon	1	1	1	1	1	1	1	1	1	1
C-12-20028	5	Washer, actuating bracket screw	3	3	3	3	3	3	3	3	3	3
C-10-28635	6	Screw, actuating bracket screw	3	3	3	3	3	3	3	3	3	3
A-24794A1	7	Magneto Adaptor Assembly	1	1	1	1	1	1	1	1	1	1
C-22-25094	8	Fitting, grease	1	1	1	1	1	1	1	1	1	1
A-45-26812	9	Shaft Assembly, magneto drive	1	1	1	1	1	1	1	1	1	1
A-45-24808A1	9	Shaft Assembly, magneto drive (see note below)	1	1	1	1	-	-	-	-	-	-
A-24791	10	Coupling, drive shaft	1	1	1	1	1	1	1	1	1	1
A-45-26812	--	#Shaft Assembly, magneto drive	-	-	-	-	-	-	-	-	-	-
C-10-28668	11	Screw, magneto adaptor to magneto (7/8")	3	3	3	3	3	3	3	3	3	3
C-10-28635	12	Screw, magneto adaptor to magneto (5/8")	1	1	1	1	1	1	1	1	1	1
C-13-26992	13	Lockwasher, adaptor screw	4	4	4	4	4	4	4	4	4	4
C-10-22040	14	Screw, magneto adaptor to crankcase	3	3	3	3	3	3	3	3	3	3
C-12-20084	15	Washer, adaptor screw	3	3	3	3	3	3	3	3	3	3
C-11-29250	16	Nut, adaptor screw	3	3	3	3	3	3	3	3	3	3
C-12-25193	17	Spacer, magneto timing pulley	1	1	1	1	1	1	1	1	1	1
A-24807	18	Pulley, drive	1	1	1	1	1	1	1	1	1	1
A-20140	19	Belt, timing	1	1	1	1	1	1	1	1	1	1
A-20136	20	Flange, drive pulley	1	1	1	1	1	1	1	1	1	1
A-28-28657	21	Key, mangeto driving	1	1	1	1	1	1	1	1	1	1
C-12-20138	22	Washer, pulley clamping screw	1	1	1	1	1	1	1	1	1	1
C-13-26996	23	Lockwasher, pulley clamping screw	1	1	1	1	1	1	1	1	1	1
C-10-29240	24	Screw, pulley clamping	1	1	1	1	1	1	1	1	1	1
A-33-20127	25	Spark Plug	4	4	4	4	4	4	4	4	4	4
C-20119	26	Protector, spark plug	4	4	4	4	4	4	4	4	4	4
C-54-20534	27	Clip, tension lead to cylinder block	2	2	2	2	2	2	2	2	2	2
A-23564	28	Lead, high tension	4	4	4	4	4	4	4	4	4	4
C-25-20385	--	"O" Ring, high tension lead (15/32" O. D.)	4	4	4	4	-	-	-	-	-	-
C-25-25429	--	"O" Ring, high tension lead (3/8" O. D.)	-	-	4	4	4	4	4	4	4	4
C-54-25231	29	Clip, harness lead to magneto	1	1	1	1	1	1	1	1	1	1
C-10-25256	30	Screw, harness clip to magneto	1	1	1	1	-	-	-	-	-	-
C-10-20401	30	Screw, harness clip to magneto	-	-	-	-	1	1	1	1	1	1
C-22789	--	"D" Washer, harness clip fastening screw	-	-	-	-	1	1	1	1	1	1
A-394-1134A1	31	Ground Strap Assembly	1	1	1	1	1	1	1	1	1	1

NOTE: No Longer Available -- order Part No. A-45-26812.

# Started with Serials 1146991.

MAGNETO (EXTERNAL PARTS)



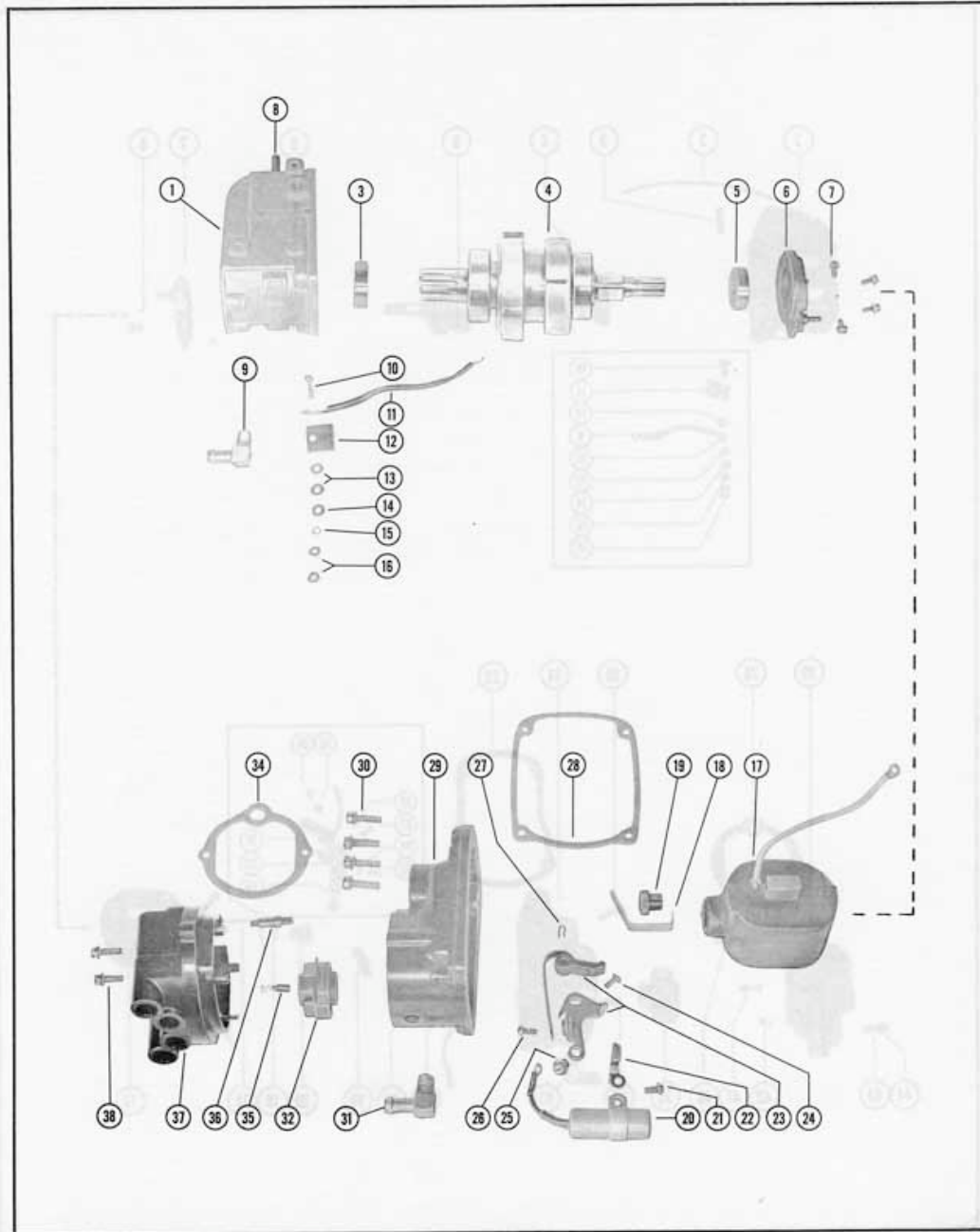
MAGNETO ASSEMBLY (INTERNAL PARTS)

PART NO.	REF. NO.	DESCRIPTION	MARK 55	MARK 55E	MARK 55	MARK 55E	MARK 55	MARK 55E
			-1	-1	-2	-2	-3	-3
A-322-872	-	#Magneto Assembly, Complete (FM-70E)-see note below	1	1	1	1	1	1
A-397-903	1	Frame	1	1	1	1	1	1
A-30-24998	3	Bearing, ball (drive end)	1	1	1	1	1	1
A-397-907	4	Magnetic Rotor and Shaft	1	1	1	1	1	1
A-30-24997	5	Bearing, ball - rotor (opposite drive end)	1	1	1	1	1	1
A-397-918	6	Support, bearing	1	1	1	1	1	1
C-10-25509	7	Screw, bearing support	4	4	4	4	4	4
A-10-25510	8	Screw, set - coil bridge	2	2	2	2	2	2
C-394-1051	-	Lockwire, coil bridge set screw	1	1	1	1	1	1
A-22-20781	9	Elbow, magneto vent line	1	1	1	1	1	1
C-10-24090	10	Screw, primary ground	1	1	1	1	1	1
C-394-1053A1	11	Wire, primary ground switch	1	1	1	1	1	1
A-397-371	12	Insulator, primary ground terminal	1	1	1	1	1	1
A-23-25512	--	Bushing, primary ground terminal insulator	1	1	1	1	1	1
C-12-25719	13	Washer, insulating - primary ground switch	2	2	2	2	2	2
C-12-20192	14	Washer, primary ground screw	2	2	2	2	2	2
C-13-26995	15	Lockwasher, primary ground screw	1	1	1	1	1	1
C-11-21923	16	Nut, primary ground terminal	2	2	2	2	2	2
A-397-430	17	Coil, ignition	1	1	1	1	1	1
A-394-1050	18	Clip, coil	1	1	1	1	1	1
C-13-23836	--	Lockwasher, coil clip nut	1	1	1	1	1	1
A-394-1131	19	Nut, coil clip	1	1	1	1	1	1
A-394-1130	20	Condenser	1	1	1	1	1	1
C-10-25509	21	Screw, condenser mounting	1	1	1	1	1	1
A-397-355	22	Cam Wick and Holder	1	1	1	1	1	1
A-394-1100A3	23	Breaker Assembly	1	1	1	1	1	1
C-10-24977	24	Screw, binding head	1	1	1	1	1	1
C-10-24980	25	Screw, contact support locking	1	1	1	1	1	1
C-13-22542	--	Lockwasher, contact support locking screw	1	1	1	1	1	1
C-12-20192	--	Washer, contact support locking screw	1	1	1	1	1	1
C-10-22541	26	Screw, breaker arm terminal	1	1	1	1	1	1
C-13-26994	--	Lockwasher, breaker arm terminal screw	1	1	1	1	1	1
C-18-25723	27	Pin, fulcrum (snap ring)	1	1	1	1	1	1
A-27-22551	28	Gasket, end cap to frame	1	1	1	1	1	1
A-397-429	29	End Cap	1	1	1	1	1	1
C-10-28257	30	Screw and Lockwasher, end cap	4	4	4	4	4	4
A-22-20781	31	Elbow, magneto vent line	1	1	1	1	1	1
A-397-913	32	Rotor, distributor	1	1	1	1	1	1
A-27-22536	34	Gasket, end cap cover	1	1	1	1	1	1
A-394-1056A1	35	Brush and Spring, coil lead	1	1	1	1	1	1
A-394-1065A1	36	Lead, high tension (distributor)	1	1	1	1	1	1
A-397-1006	37	Cover, end cap	1	1	1	1	1	1
C-10-25517	--	Screw, high tension cable fastening	4	4	4	4	4	4
C-10-22537	38	Screw, end cap cover	2	2	2	2	2	2

NOTE: A-322-872 Magneto Assembly as a complete unit is interchangeable with A-394-1652A1 Magneto Assembly.

# Used thru Serial #1088499 on Mark 55-3 and thru Serial #1090099 on Mark 55E-3

MAGNETO ASSEMBLY (INTERNAL PARTS)



Revised June 1966

(MARK 55)

Page 8



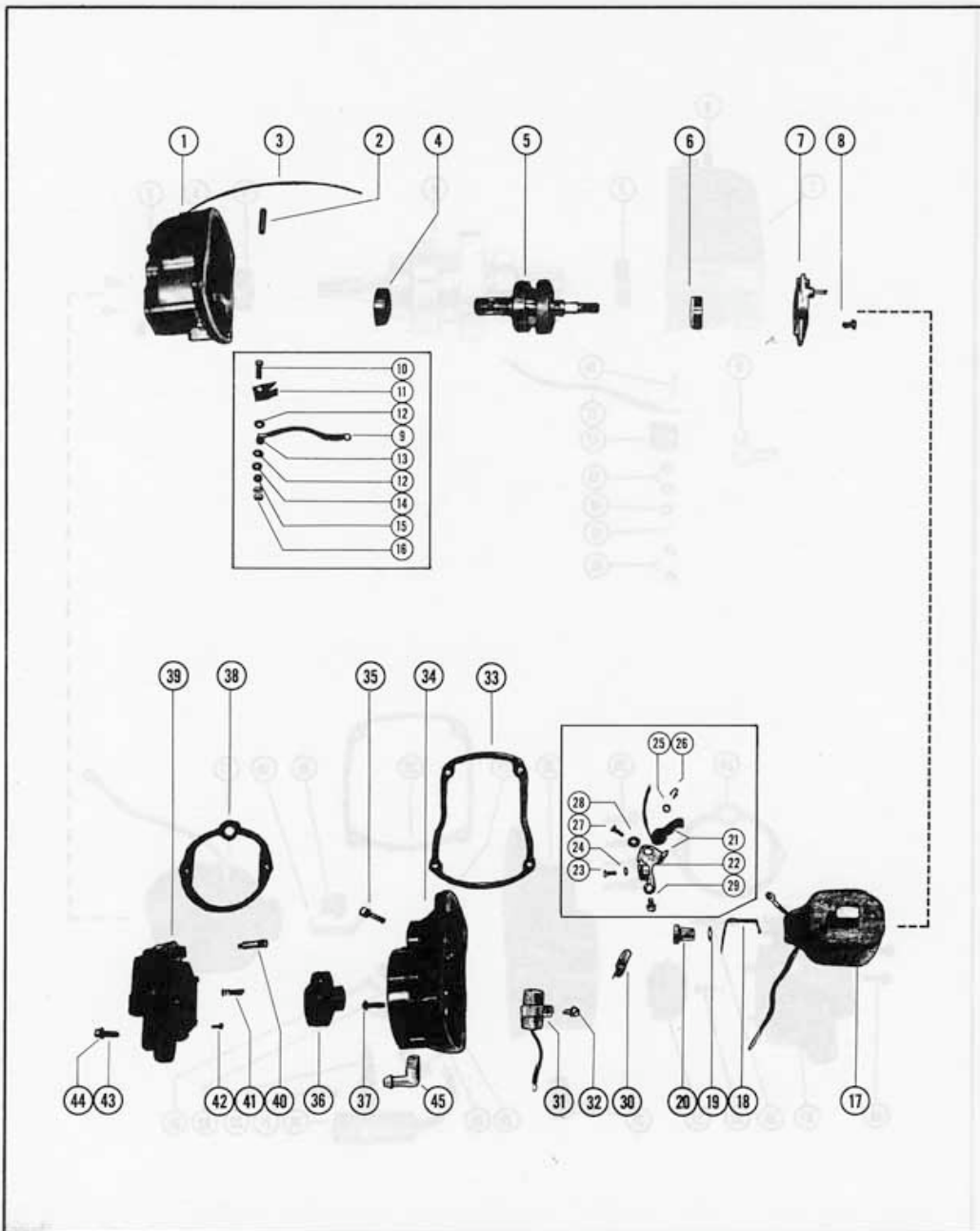
MAGNETO ASSEMBLY (INTERNAL PARTS)

PART NO.	REF. NO.	DESCRIPTION	MARK 55 -3	MARK 55E -3	MARK 55 -4	MARK 55E -4
A-394-1652A1	-	#Magneto Assembly, Complete (4D-3)	1	1	1	1
A-394-1570A1	1	Frame, magneto housing	1	1	1	1
A-10-25510	2	Screw, set - coil bridge	2	2	2	2
C-394-1051	3	Lockwire, coil bridge set screw	1	1	1	1
A-30-24998	4	Bearing, ball (drive end)	1	1	1	1
A-394-1067	5	Magnetic Rotor and Drive	1	1	1	1
A-30-24997	6	Bearing, ball (opposite drive end)	1	1	1	1
A-394-1068	7	Support, ball bearing	1	1	1	1
C-10-25509	8	Screw and Lockwasher, support to frame	3	3	3	3
C-394-1053A1	9	Wire, primary ground lead	1	1	1	1
C-10-24609	10	Screw, primary ground	1	1	1	1
A-394-1579	11	Insulator, primary ground terminal	1	1	1	1
C-12-25719	12	Washer, insulating - primary ground screw	2	2	2	2
A-23-25512	13	Bushing, insulating - housing frame	1	1	1	1
C-12-20192	14	Washer, primary ground screw	1	1	1	1
C-11-28656	15	Nut, primary ground screw	1	1	1	1
C-11-21923	16	Nut, primary ground screw	1	1	1	1
A-394-1128A1	17	Coil Assembly, Complete	1	1	1	1
A-394-1050	18	Clip, coil - high tension	1	1	1	1
C-13-23836	19	Lockwasher, coil terminal	1	1	1	1
A-394-1131	20	Nut, coil clip fastening	1	1	1	1
A-394-1100A3	21	Breaker Assembly, Complete	1	1	1	1
A-394-1163	22	Grommet, plastic - breaker bracket	1	1	1	1
C-10-26008	23	Screw, breaker terminal	1	1	1	1
C-13-26994	24	Lockwasher, breaker terminal screw	1	1	1	1
C-394-1106A1	30	Holder and Cam Wick Assembly	1	1	1	1
C-12-25944	25	Washer, breaker arm	1	1	1	1
C-18-25723	26	Cotter Pin (hair), bracket arm	1	1	1	1
C-10-22032	27	Screw, bracket support	1	1	1	1
C-12-20192	28	Washer, bracket support screw	1	1	1	1
C-10-25509	29	Screw and Lockwasher, bracket locking	1	1	1	1
A-394-1130	31	Condenser	1	1	1	1
C-10-25509	32	Screw and Lockwasher, condenser fastening	1	1	1	1
A-394-1577A2	34	Cover Assembly, magneto	1	1	1	1
A-27-25724	33	Gasket, magneto	1	1	1	1
C-10-29418	35	Screw, cover to magneto	4	4	4	4
C-14-29157	--	Tab Washer, magneto cover screw	4	4	4	4
A-394-2602A1	36	Distributor Rotor Assembly	1	1	1	1
A-394-1110	37	Clip, spring	1	1	1	1
A-27-25725	38	Gasket, end cap cover	1	1	1	1
A-394-1561A2	39	End Cap Cover Assembly	1	1	1	1
A-394-1065A1	40	Lead Assembly, high tension	1	1	1	1
A-394-1056A1	41	Brush and Spring Assembly	1	1	1	1
C-10-25517	42	Screw, high tension cable	4	4	4	4
C-10-28259	43&44	Screw and Lockwasher, end cap cover fastening	2	2	2	2
C-22-25885	45	Elbow, plastic - magneto cover vent	1	1	1	1

NOTE: A-394-1652A1 Magneto Assembly as a complete unit is interchangeable with A-322-872 Magneto Assembly.

# Started with Serial No. 1088500 on Mark 55-3 and Serial No. 1090100 on Mark 55E-3 engines.

MAGNETO ASSEMBLY (INTERNAL PARTS)

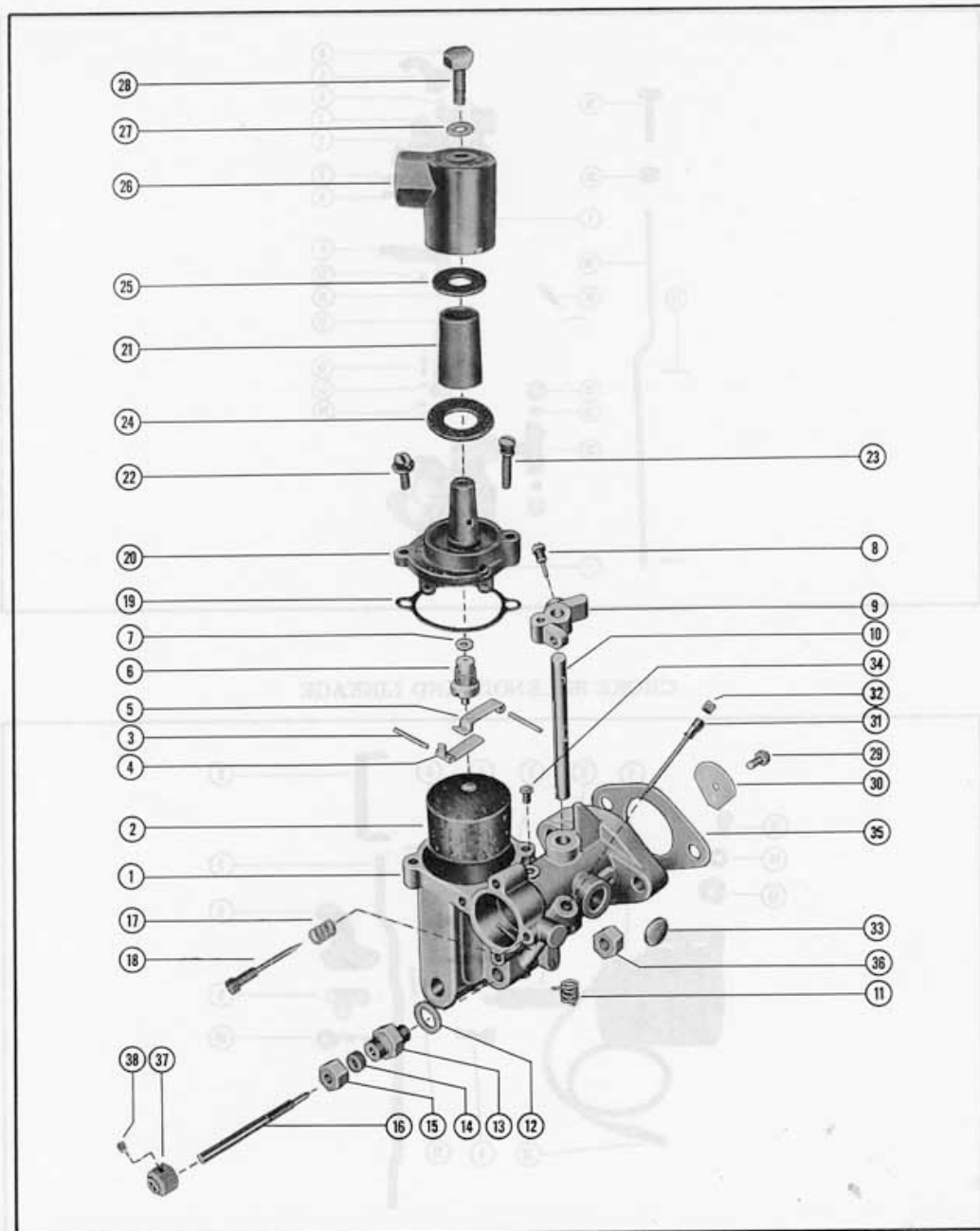


CARBURETOR ASSEMBLY

PART NO.	REF. NO.	DESCRIPTION	MARK 55	MARK 55E	MARK 55	MARK 55E	MARK 55	MARK 55E	MARK 55	MARK 55E	MARK 55	MARK 55E
			-1	-1	-2	-2	-3	-3	-4	-4		
A-1326-869	1	Carburetor Assembly (Tillotson) - see note below	2	2	2	2	-	-	-	-	-	-
A-1326-1119	1	Carburetor Assembly (Tillotson)	-	-	2	2	2	2	2	2	2	2
A-1399-110A1	2	Float Assembly	2	2	2	2	2	2	2	2	2	2
A-17-20853	3	Pin, float lever pinion	4	4	4	4	4	4	4	4	4	4
A-1399-102	4	Lever, float (lower)	2	2	2	2	2	2	2	2	2	2
A-1399-101	5	Lever, float (upper)	2	2	2	2	2	2	2	2	2	2
A-1399-1138	6	Inlet Needle, Seat and Gasket	2	2	2	2	2	2	2	2	2	2
A-27-25033	7	Gasket, inlet seat	2	2	2	2	2	2	2	2	2	2
C-10-20847	8	Screw, throttle stop lever	2	2	2	2	2	2	2	2	2	2
A-1399-97	9	Lever, throttle stop	2	2	2	2	2	2	2	2	2	2
A-1399-933	10	Shaft, throttle	2	2	2	2	2	2	2	2	2	2
A-24-20869	11	Spring, throttle shaft return	2	2	2	2	2	2	2	2	2	2
A-27-20848	12	Gasket, main adjustment screw gland	2	2	2	2	2	2	2	2	2	2
A-1399-94	13	Gland, main adjustment screw	2	2	2	2	2	2	2	2	2	2
A-1399-108	14	Packing, main adjustment screw	2	2	2	2	2	2	2	2	2	2
A-11-20849	15	Nut, main adjustment screw	2	2	2	2	2	2	2	2	2	2
A-1399-932	16	Screw, main adjustment	2	2	2	2	2	2	2	2	2	2
A-24-27160	17	Spring, idle adjustment screw	2	2	2	2	2	2	2	2	2	2
A-1399-931	18	Screw, idle adjustment	2	2	2	2	2	2	2	2	2	2
A-1399-99	19	Gasket, float bowl cover	2	2	2	2	2	2	2	2	2	2
A-1399-927	20	Cover, float bowl (A-1326-869)	-	-	2	2	-	-	-	-	-	-
A-1399-1133	20	Cover, float bowl (A-1326-1119)	-	-	2	2	2	2	2	2	2	2
A-1399-1754	21	Element, filter	-	-	2	2	2	2	2	2	2	2
C-10-20854	22	Screw, float bowl cover (short)	2	2	2	2	2	2	2	2	2	2
C-10-20857	23	Screw, float bowl cover (long)-A-1326-869	2	2	2	2	-	-	-	-	-	-
C-10-25850	23	Screw, float bowl cover (long)-A-1326-1119	-	-	2	2	2	2	2	2	2	2
A-27-25851	24	Gasket, strainer cover (large)	-	-	2	2	2	2	2	2	2	2
A-27-25849	25	Gasket, strainer cover (small)	-	-	2	2	2	2	2	2	2	2
A-1399-1135	26	Cover, strainer	-	-	2	2	2	2	2	2	2	2
A-27-25848	27	Gasket, strainer cover screw	-	-	2	2	2	2	2	2	2	2
A-10-25822	28	Screw, strainer cover fastening	-	-	2	2	2	2	2	2	2	2
C-10-23035	29	Screw and Lockwasher, throttle shutter	2	2	2	2	2	2	2	2	2	2
A-1399-107	30	Shutter, throttle	2	2	2	2	2	2	2	2	2	2
A-1399-960	31	Tube, by-pass	2	2	2	2	2	2	2	2	2	2
C-10-23030	32	Screw, plug-by-pass tube	2	2	2	2	2	2	2	2	2	2
C-19-20011	33	Welch Plug, body channel	2	2	2	2	2	2	2	2	2	2
C-10-20870	34	Screw, plug-body channel	2	2	2	2	2	2	2	2	2	2
A-1399-1145	--	Gasket and Packing Set	1	1	1	1	1	1	1	1	1	1
A-1399-1146	--	Repair Parts Kit	1	1	1	1	1	1	1	1	1	1
A-27-20183	35	Gasket, carburetor flange	2	2	2	2	2	2	2	2	2	2
C-11-20184	36	Nut, carburetor mounting stud	4	4	4	4	4	4	4	4	4	4
A-24823A1	37	Knob Assembly, main adjustment screw	2	2	2	2	2	2	2	2	2	2
C-10-22928	38	Screw, knob fastening (#10)	-	-	2	2	2	2	2	2	2	2
C-10-20014	38	Screw, knob fastening (#8)	2	2	-	-	-	-	-	-	-	-

NOTE: A-1326-869 Carburetor Assembly is no longer available and is replaced by A-1326-1119 Carburetor Assembly. All component parts are still stocked so order your replacement parts accordingly.

# CARBURETOR ASSEMBLY



Revised June 1966

(MARK 55)

Page 1

CARBURETOR LINKAGE

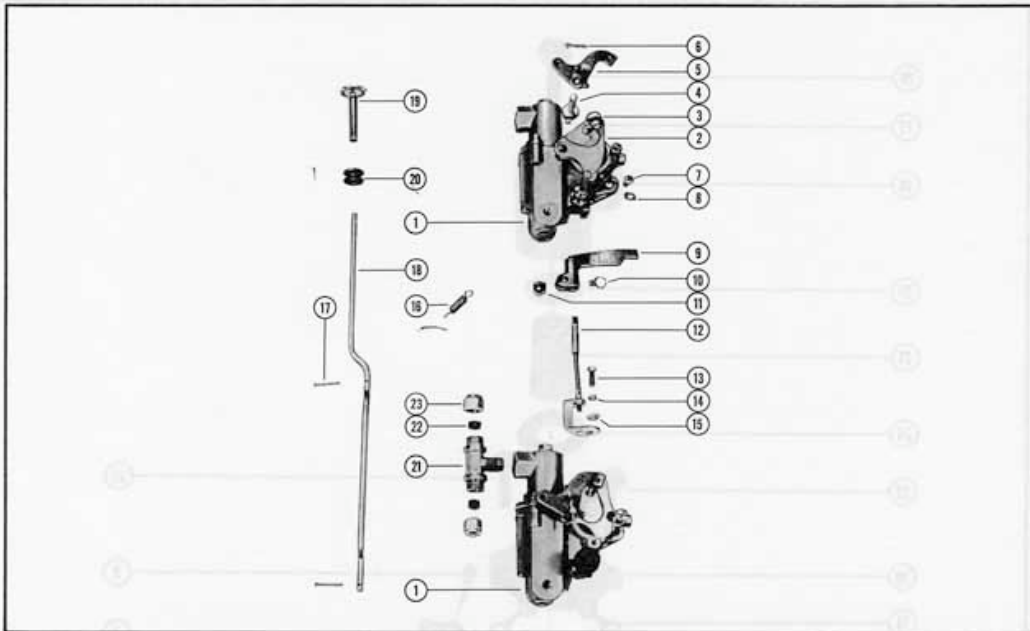
PART NO.	REF. NO.	DESCRIPTION	MARK 55	MARK 55E	MARK 55	MARK 55E	MARK 55	MARK 55E	MARK 55	MARK 55E	MARK 55	MARK 55E
			-1	-1	-2	-2	-3	-3	-4	-4		
A-1326-1119	1	Carburetor Assembly	2	2	2	2	2	2	2	2	2	2
A-20173	2	Shutter, choke	2	2	2	2	2	2	2	2	2	2
A-24-26067	3	Spring, choke shutter	2	2	2	2	2	2	2	2	2	2
A-10-20176	4	Screw, choke lever pivot pin	2	2	2	2	2	2	2	2	2	2
A-23742A1	5	Choke Lever Assembly	2	1	2	1	2	1	1	-	-	-
A-25881A1	5	Choke Lever Assembly	-	-	-	-	-	-	-	2	2	1
C-18-20180	6	Cotter Pin, choke lever retaining	2	2	2	2	2	2	2	2	2	2
C-10-20650	7	Screw, choke rod spring mounting	1	-	1	-	1	1	1	1	1	1
C-12-20192	8	Washer, choke rod spring	1	1	1	1	1	1	1	1	1	1
A-20188	9	Throttle Pick-Up	1	1	1	1	1	1	1	1	1	1
C-10-20189	10	Screw, throttle pick-up locking	1	1	1	1	1	1	1	1	1	1
C-11-20190	11	Nut, throttle locking screw	1	1	1	1	1	1	1	1	1	1
A-20185A1	12	Bracket Assembly, throttle pick-up	1	1	1	1	1	1	1	1	1	1
C-10-20191	13	Screw, throttle bracket mounting	1	1	1	1	1	1	1	1	1	1
C-13-26995	14	Lockwasher, bracket mounting screw	1	1	1	1	1	1	1	1	1	1
C-12-20192	15	Washer, bracket mounting screw	1	1	1	1	1	1	1	1	1	1
A-24-20649	16	Spring, choke rod positioning	1	-	1	-	1	-	1	-	1	-
C-17-25391	17	Rivet, choke rod to choke lever connecting	2	2	2	2	2	2	2	2	2	2
A-21009	18	Rod, choke	1	-	1	-	1	-	1	-	1	-
A-20663	19	Knob, choke	1	-	1	-	1	-	1	-	1	-
A-22463	19	Knob, choke	-	1	-	1	-	1	-	1	-	1
C-25-20116	20	Grommet, choke knob	1	1	1	1	1	1	1	1	1	1
A-22-23763	21	Tee Assembly, lower filter	1	1	1	1	1	1	1	1	1	1
A-22-22946	22	Sleeve, rubber	2	2	2	2	2	2	2	2	2	2
A-11-22948	23	Nut, lower filter tee	2	2	2	2	2	2	2	2	2	2

CHOKE SOLENOID AND LINKAGE

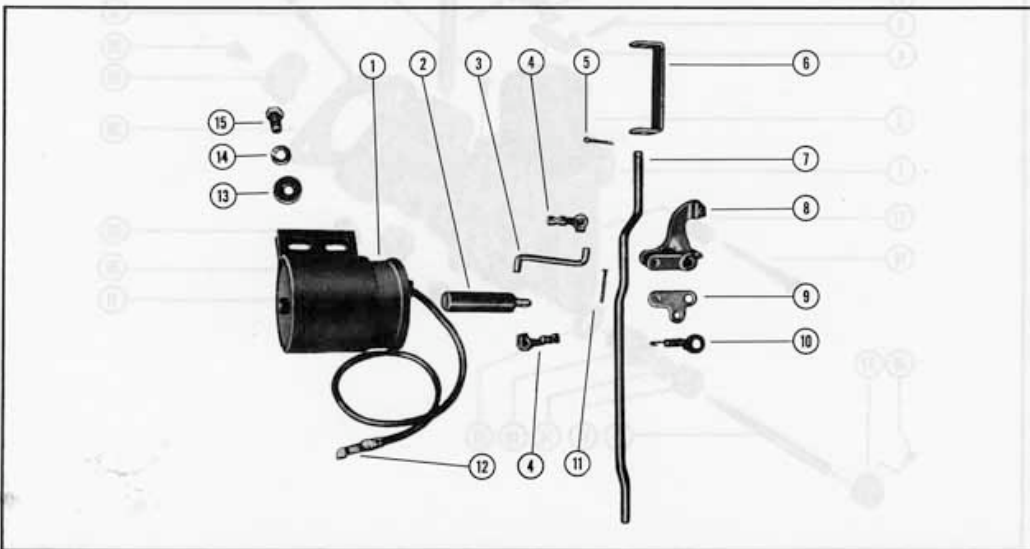
PART NO.	REF. NO.	DESCRIPTION	MARK 55E	MARK 55E	MARK 55E	MARK 55E
			-1	-2	-3	-4
A-24841	1	Solenoid, choke	1	1	1	-
A-26098	1	Solenoid, choke (see note below)	-	-	1	1
A-32-26101	-	Sleeve, rubber-choke solenoid knife disconnect (2 7/8")	-	-	1	1
A-22782	2	Plunger, choke solenoid	1	1	1	1
A-26817	2	Plunger, choke solenoid (see note below)	-	-	1	1
A-24849	3	Link, choke solenoid plunger	1	1	1	1
C-54-22465	4	Clip, clevis - link to choke rod and plunger	2	2	2	2
C-18-20180	5	Cotter Pin, choke lever retaining	1	1	1	1
A-22462	6	"U" Link, choke knob to choke rod	1	1	1	1
C-13-26996	-	Lockwasher, "U" link to choke knob	1	1	1	1
C-10-20100	-	Screw, "U" link to choke knob	1	1	1	1
A-22467	7	Rod, choke	1	1	1	1
A-22505A1	8	Choke Lever Assembly (upper carburetor)	1	1	1	1
A-24833	9	Adaptor, upper choke lever	1	1	1	1
A-24-26068	10	Spring, positioning	1	1	1	1
C-17-25391	11	Rivet, choke rod and lever	2	2	2	2
C-22647	12	Disconnect, knife - lead wire	1	1	1	1
C-12-20533	13	Washer, choke solenoid screw	2	2	2	2
C-13-26992	14	Lockwasher, choke solenoid screw	2	2	2	2
C-10-28635	15	Screw, choke solenoid to magneto adaptor	2	2	2	2

NOTE: A-26098 Choke Solenoid and A-26817 Plunger were first used on Mark 55E-3 engines starting with Serial #1090100.

CARBURETOR LINKAGE



CHOKE SOLENOID AND LINKAGE

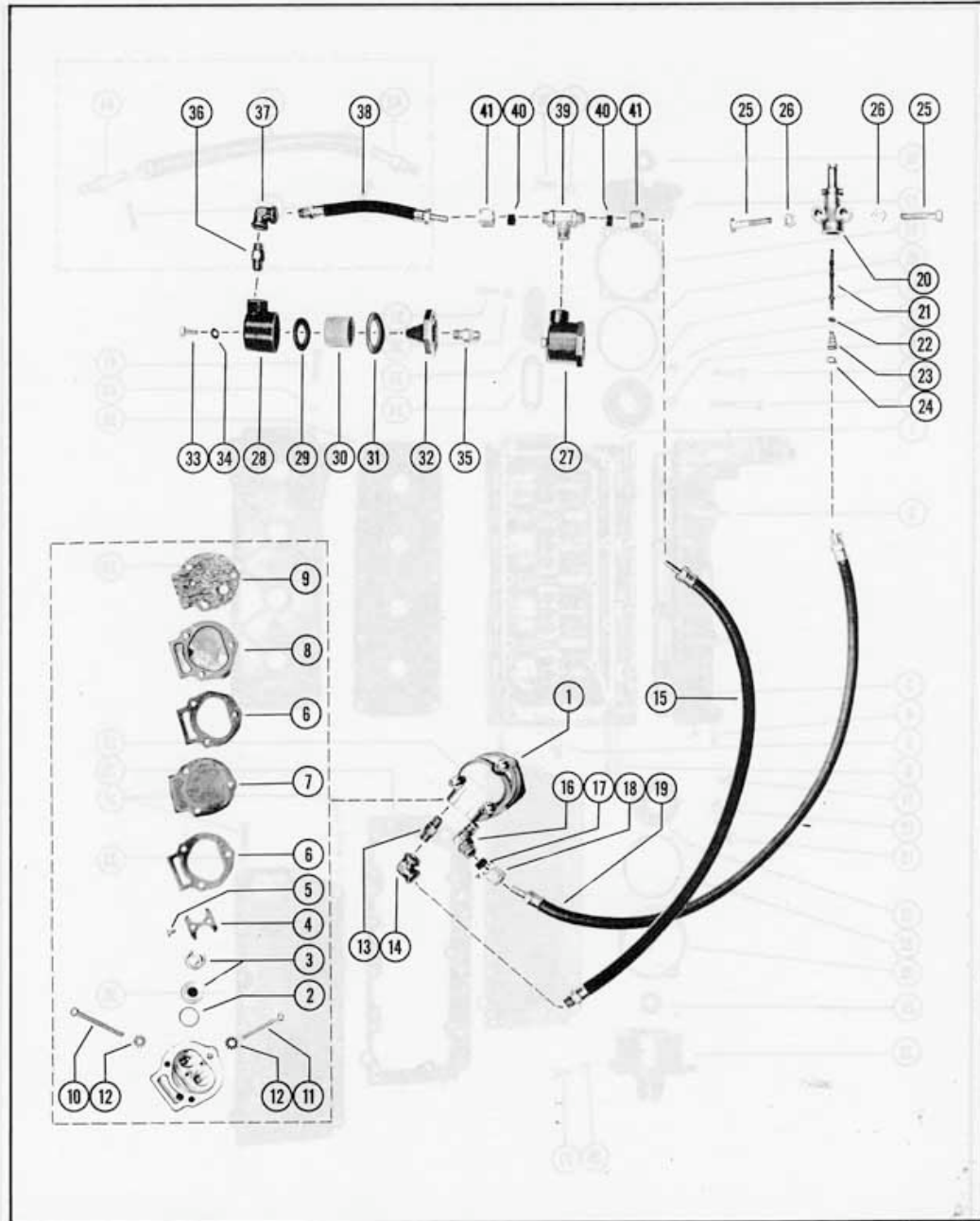


FUEL PUMP AND FUEL FILTER ASSEMBLY

PART NO.	REF. NO.	DESCRIPTION	MARK 55	MARK 55E	MARK 55	MARK 55E	MARK 55	MARK 55E	MARK 55	MARK 55E
			-1	-1	-2	-2	-3	-3	-4	-4
A-23009A1	1	Fuel Pump Assembly	1	1	1	1	1	1	1	1
A-27-23005	2	Gasket, check valve to housing	2	2	2	2	2	2	2	2
A-21-30430	3	Valve, check	2	2	2	2	2	2	2	2
A-23004	4	Retainer, check valve	1	1	1	1	1	1	1	1
C-10-20037	5	Screw, retainer to housing	2	2	2	2	2	2	2	2
A-27-24863	6	Gasket, fuel pump	2	2	2	2	2	2	2	2
A-23014	7	Diaphragm, fuel pump	1	1	1	1	1	1	1	1
A-23008	8	Cover, fuel pump	1	1	1	1	1	1	1	1
A-27-30276	9	Gasket, fuel pump cover	1	1	1	1	1	1	1	1
C-10-29030	10	Screw, fuel pump mounting (1 7/8")	2	2	2	2	2	2	2	2
C-10-25207	11	Screw, fuel pump mounting (1 1/2")	1	1	1	1	1	1	1	1
C-13-20554	12	Lockwasher, fuel pump mounting screw	3	3	3	3	-	-	-	-
C-13-26996	12	Lockwasher, fuel pump mounting screw	-	-	-	-	3	3	3	3
A-22-23595	13	Connector, pump outlet to elbow	1	1	1	1	1	1	1	1
A-22-24690	14	Elbow, pump outlet to fuel line	1	1	1	1	1	1	1	1
A-32-30035	15	Fuel Line, fuel pump to lower filter	1	1	1	1	1	1	1	1
A-22-22995	16	Elbow, fuel pump inlet	1	1	1	1	1	1	1	1
A-22-22946	17	Sleeve, rubber	1	1	1	1	1	1	1	1
A-11-22948	18	Nut, elbow	1	1	1	1	1	1	1	1
A-32-23761	19	Fuel Line, fuel pump to adaptor	1	1	1	1	1	1	1	1
A-22833	20	Adaptor, check unit (fuel line)	1	1	1	1	1	1	1	1
A-23069	21	Stem, check unit adaptor	1	1	1	1	1	1	1	1
C-25-20415	22	"O" Ring, adaptor stem	1	1	1	1	1	1	1	1
A-24-23067	23	Spring, adaptor stem	1	1	1	1	1	1	1	1
A-23068	24	Cup Washer, adaptor	1	1	1	1	1	1	1	1
C-10-20784	25	Screw, adaptor to bottom cowl	2	2	2	2	2	2	2	2
C-13-26992	--	Lockwasher, adaptor screw	2	2	2	2	2	2	2	2
C-11-21825	26	Nut, adaptor screw	2	2	2	2	2	2	2	2
A-35-23719A1	27	#Fuel Filter Assembly	2	2	2	2	-	-	-	-
A-23716	28	Cap, fuel filter	2	2	2	2	-	-	-	-
A-27-23718	29	Gasket, fuel filter cap	2	2	2	2	-	-	-	-
A-35-23719	30	Element, fuel filter	2	2	2	2	-	-	-	-
A-27-23717	31	Gasket, fuel filter base	2	2	2	2	-	-	-	-
A-23715	32	Base, fuel filter	2	2	2	2	-	-	-	-
C-10-25315	33	Screw, fuel filter cap to base	2	2	2	2	-	-	-	-
C-12-25316	34	Washer, fuel filter cap screw	2	2	2	2	-	-	-	-
A-22-23595	35	#Connector, fuel filter to carburetor	2	2	2	2	-	-	-	-
A-22-23595	36	#Connector, fuel filter to elbow	-	1	-	1	-	-	-	-
C-22-23125	37	#Elbow, upper filter to fuel line	1	1	1	1	-	-	-	-
C-22-25443	--	Elbow, upper filter to fuel line	-	-	1	1	1	1	1	1
A-32-25228	38	Fuel Line, upper to lower filter (5 1/2")	1	-	1	1	1	1	1	1
A-32-23012	38	#Fuel Line, upper to lower filter (6")	-	1	-	1	-	-	-	-
A-22-23763	39	Tee Assembly, lower filter	1	1	1	1	1	1	1	1
A-22-22946	40	Sleeve, rubber	2	2	2	2	2	2	2	2
A-11-22948	41	Nut, filter tee	2	2	2	2	2	2	2	2

# Not required with A-1326-1119 Carburetor Assembly. ( See Page 11)

# FUEL PUMP AND FUEL FILTER ASSEMBLY



Revised June 1966

(MARK 55)

Page 16



CYLINDER BLOCK AND CRANKCASE ASSEMBLY

PART NO.	REF. NO.	DESCRIPTION	MARK 55	MARK 55E	MARK 55	MARK 55E	MARK 55	MARK 55E	MARK 55	MARK 55E	MARK 55	MARK 55E
			-1	-1	-2	-2	-3	-3	-4	-4		
A-808-325A3	1	Cylinder Block and Crankcase Assembly	1	1	-	-	-	-	-	-	-	-
A-808-1321A2	1	Cylinder Block and Crankcase Assembly <i>see introduction on Index Page</i>	-	-	1	1	▲1	▲1	▲1	▲1	▲1	▲1
A-808-1321A3	1	Cylinder Block and Crankcase Assembly	-	-	-	-	-	-	-	■1	■1	■1
C-17-20323	-	Dowel Pin, cylinder block to center main bearing	1	1	1	1	1	1	1	1	1	1
C-17-20032	-	Dowel Pin, cylinder block to main bearing	2	2	2	2	2	2	2	2	2	2
A-23-26348	-	Bushing, crankcase	2	2	2	2	2	2	2	2	2	2
C-16-25385	2	Stud, carburetor mounting (1 3/16")	4	4	4	4	4	4	4	4	4	4
C-17-20033	3	Dowel Pin, crankcase to cylinder block	2	2	2	2	2	2	2	2	2	2
C-16-29988	4	Stud, crankcase to drive shaft housing (1 9/16")	2	2	2	2	2	2	2	2	2	2
C-16-29989	5	Stud, cylinder block to drive shaft housing (1 7/8")	4	4	4	4	4	4	4	4	4	4
C-16-29990	6	Stud, cylinder block to drive shaft housing (3 3/8")	2	2	2	2	2	2	2	2	2	2
C-10-22039	7	Screw, crankcase to cylinder block (2 3/4")	4	4	4	4	4	4	4	4	4	4
C-10-22040	8	Screw, crankcase to cylinder block (1 1/2")	14	14	14	14	14	14	14	14	14	14
C-11-20083	9	Nut, crankcase screw	3	3	3	3	3	3	3	3	3	3
C-11-29250	10	Nut, crankcase	15	15	15	15	15	15	15	15	15	15
C-10-20089	11	Screw, main bearing locking	2	2	2	2	2	2	2	2	2	2
C-14-20091	12	Tab Washer, bearing locking screw	3	3	3	3	3	3	3	3	3	3
C-10-20359	13	Screw, center main bearing locking	1	1	1	1	1	1	1	1	1	1
A-1100-339A1	17	End Cap Assembly, upper	1	1	1	1	1	1	1	1	1	1
A-30-20080	14	Bearing, ball - upper end cap	1	1	1	1	1	1	1	1	1	1
C-25-20081	15	"O" Ring, upper end cap	1	1	1	1	1	1	1	1	1	1
A-26-29476	16	Oil Seal	1	1	1	1	1	1	1	1	1	1
A-15-20082	18	Shim, end cap cover to crankcase	*	*	*	*	*	*	*	*	*	*
C-13-26993	19	Lockwasher, end cap mounting screw	4	4	4	4	4	4	4	4	4	4
C-10-29256	20	Screw, end cap mounting	4	4	4	4	4	4	4	4	4	4
A-1102-24A4	23	End Cap Assembly, lower	1	1	1	1	1	1	1	1	1	1
A-30-20080	21	Bearing, ball - lower end cap	1	1	1	1	1	1	1	1	1	1
C-25-20081	22	"O" Ring, lower end cap	1	1	1	1	1	1	1	1	1	1
A-26-29476	24	Oil Seal <i>(one oil seal still required on older engines)</i>	2	2	2	2	2	2	2	2	2	2
A-1102-1484A1	23	End Cap Assembly, lower	-	-	-	-	-	-	-	-	-	-
A-30-20080	21	Bearing, ball - lower end cap	-	-	-	-	-	-	-	-	-	-
C-25-20081	22	"O" Ring, lower end cap	-	-	-	-	-	-	-	-	-	-
A-26-29476	24	Oil Seal, upper	-	-	-	-	-	-	-	-	-	-
A-26-29477	24	Oil Seal, lower	-	-	-	-	-	-	-	-	-	-
A-21-28481A1	--	Check Valve Assembly	-	-	-	-	-	-	-	-	-	-
A-15-20085	25	Shim, end cap to crankcase	*	*	*	*	*	*	*	*	*	*
C-13-26993	26	Lockwasher, end cap mounting screw	3	3	3	3	3	3	3	3	3	3
C-10-29256	27	Screw, end cap mounting	3	3	3	3	3	3	3	3	3	3
A-27-26923	29	+Gasket, cylinder block to manifold plate	1	1	1	1	1	1	1	1	1	1
A-26922	28	+Plate, exhaust manifold	1	1	1	1	1	1	1	1	1	1
A-27-26923	29	+Gasket, manifold plate to cover	1	1	1	1	1	1	1	1	1	1
A-28240	30	+Cover, exhaust manifold	1	1	1	1	1	1	1	1	1	1
C-10-28668	31	Screw, manifold cover mounting	15	15	15	15	13	13	13	13	13	13
C-10-28666	31	Screw, cover and high tension lead clip	-	-	-	-	2	2	2	2	2	2
C-12-20028	33	Washer, cover and high tension head clip screws	2	2	2	2	2	2	2	2	2	2
A-27-20030	34	Gasket, transfer port cover	4	4	4	4	4	4	4	4	4	4
A-27-27936	--	Gasket, transfer port cover <i>(Started with Serial #1146920)</i>	-	-	-	-	-	-	-	-	-	-
A-25206	35	Cover, transfer port	4	4	4	4	4	4	4	4	4	4
A-27935	--	Cover, transfer port <i>(Started with Serial #1146920)</i>	-	-	-	-	-	-	-	-	-	-
C-12-20028	36	Washer, transfer port cover screw	8	8	8	8	8	8	8	8	8	8
C-10-20540	37	Screw, transfer port cover mounting	8	8	8	8	8	8	8	8	8	8
A-1000-1A1	38	Cylinder Block Cover Assembly	1	1	1	1	1	1	1	1	1	1
A-23-26348	--	Bushing, cylinder block cover	2	2	2	2	2	2	2	2	2	2
A-27-22333	39	Gasket, cylinder block cover	1	1	1	1	1	1	1	1	1	1
C-10-20653	41	Screw, cylinder block cover mounting	10	10	10	10	10	10	10	10	10	10
C-11-20184	40	Nut, cover mounting screw	10	10	10	10	10	10	10	10	10	10
A-21-28483A1	42	Check Valve Assembly, lower bleed hose	-	-	1	1	1	1	1	1	1	1
A-32-26060	43	Hose, cylinder bleed (8 1/2") upper <i>(Use thru Serial #1148045)</i>	-	-	1	1	1	1	1	1	1	1
A-32-26654	43	Hose, cylinder bleed (6 1/2") lower <i>(Started with Serial #1148046)</i>	-	-	-	-	-	-	-	-	-	-
C-22-20445	44	Connector, cylinder bleed hose	-	-	1	1	1	1	1	1	1	1
C-54-20387	45	Clamp, bleed hose to check valve and connector	-	-	2	2	2	2	2	2	2	2

# A-1102-24A4 Lower End Cap Assembly is No Longer Available and is replaced by A-1102-1484A1. All component parts are still stocked so order your replacement parts accordingly.

\* See Bulletin No. 2 Section II, dated March 18, 1957.

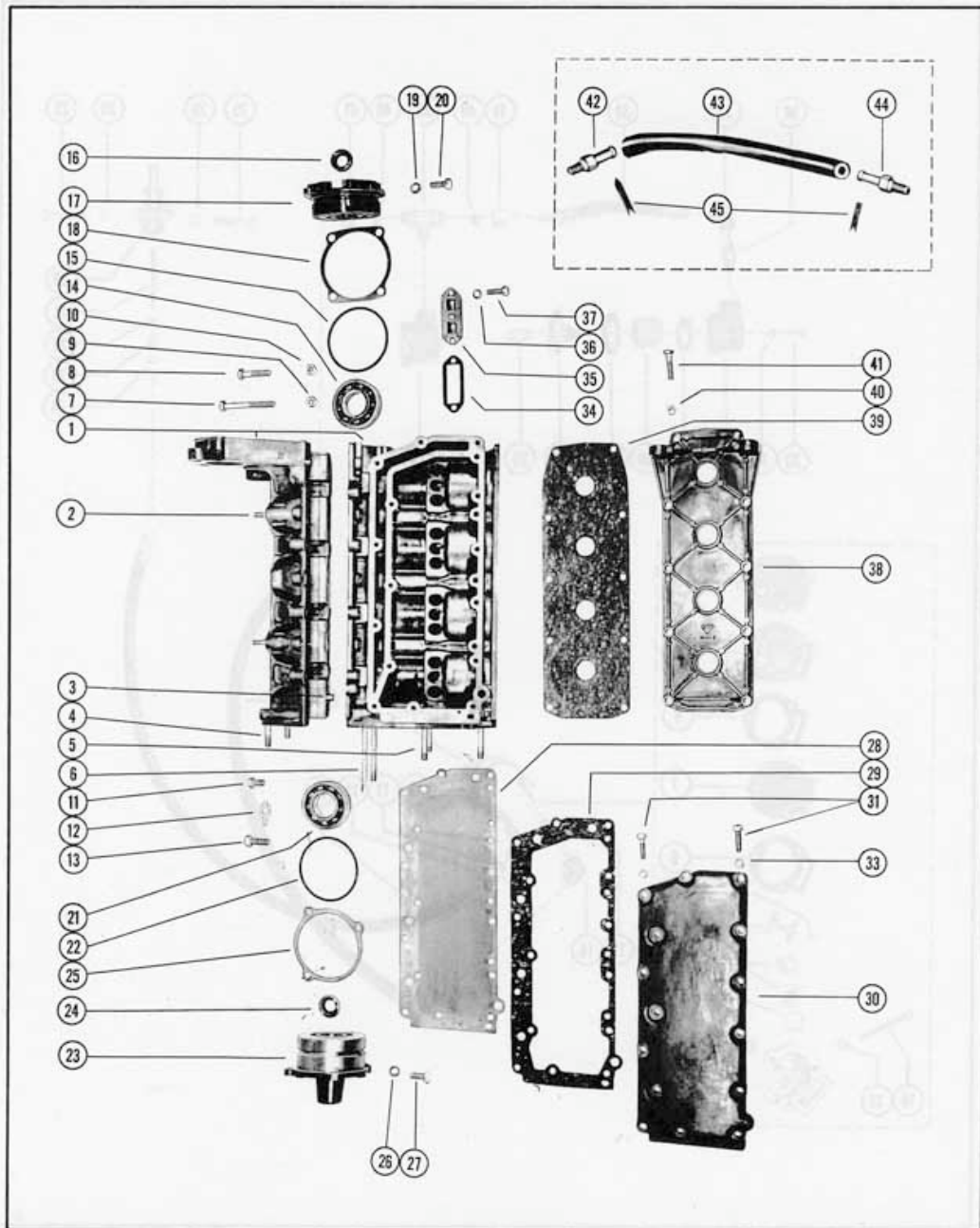
▲ Use thru Serial #1148045.

■ Started with Serial #1148046.

\* = As Required

(MARK 55)

CYLINDER BLOCK AND CRANKCASE ASSEMBLY



CRANKSHAFT, PISTON AND CONNECTING ROD

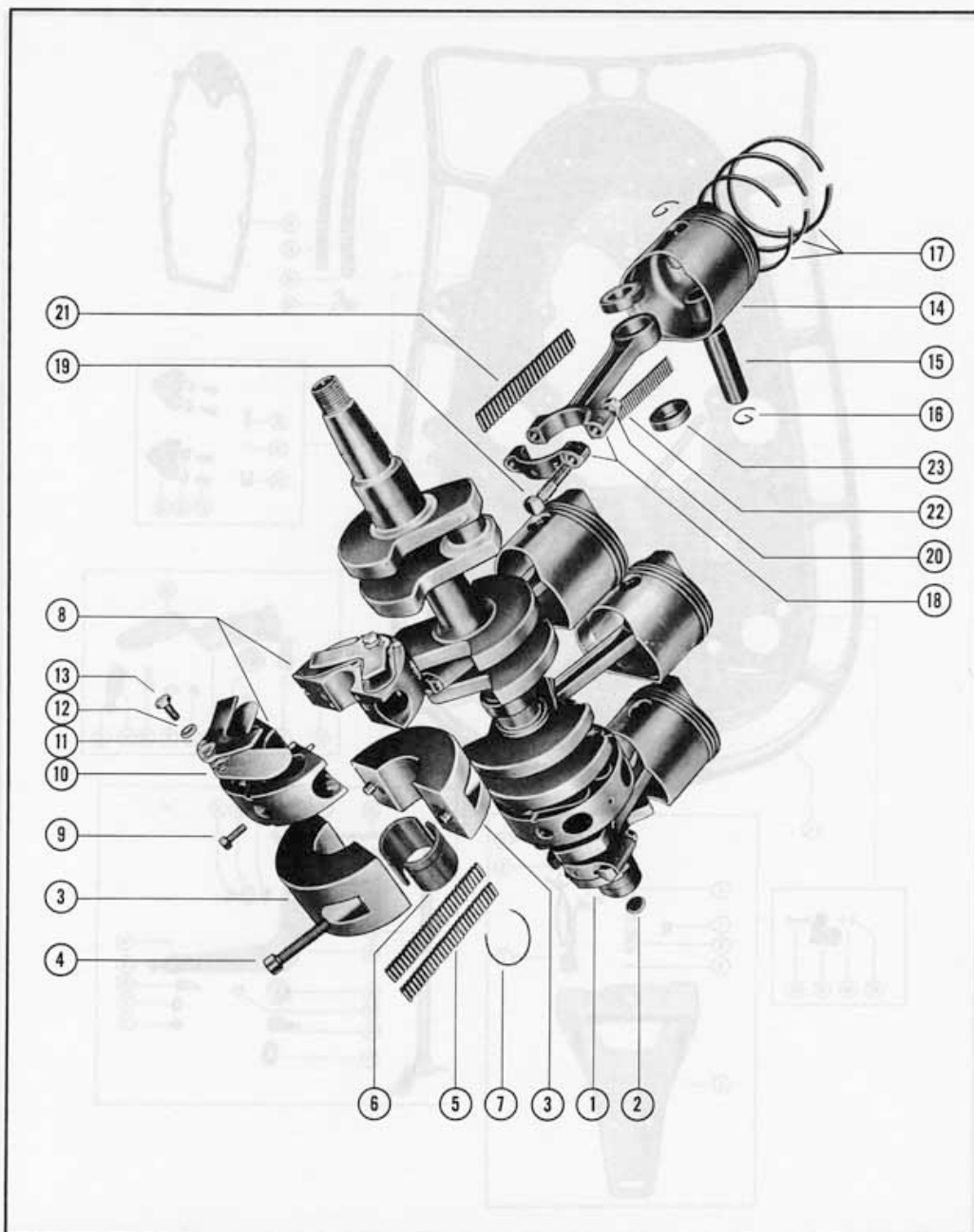
PART NO.	REF. NO.	DESCRIPTION	MARK 55 -1	MARK 55E -1	MARK 55 -2	MARK 55E -2	MARK 55 -3	MARK 55E -3	MARK 55 -4	MARK 55E -4
A-400-1395A1	1	Crankshaft Assembly (with A-28-27773 key)	1	1	1	1	1	1	-	-
A-400-1730	1	#Crankshaft (large taper)	-	-	-	-	-	1	1	1
A-20043	2	Oiler, felt - drive shaft spline	1	1	1	1	1	1	1	1
A-500-12A2	3	Center Main Bearing Assembly	1	1	-	-	-	-	-	-
A-500-1030A1	3	Center Main Bearing Assembly	-	-	1	1	1	1	1	1
C-17-20032	-	Dowel Pin, center main bearing	2	2	2	2	2	2	2	2
C-10-28666	4	Screw, center main bearing clamping	2	2	2	2	2	2	2	2
A-29-20046	5	Bearing, needle	56	56	56	56	56	56	56	56
A-20047	6	Race, outer	1	1	1	1	1	1	1	1
C-53-20048	7	Snap Ring, outer race clamping	1	1	1	1	1	1	1	1
C-17-20379	-	Dowel Pin (stepped)	1	1	1	1	1	1	1	1
A-501-1144A2	8	Main Bearing Assembly	2	2	2	2	2	2	2	2
C-17-20032	-	Dowel Pin, main bearing	20	20	20	20	20	20	20	20
C-10-20049	9	Screw, main bearing clamping	4	4	4	4	4	4	4	4
A-34-20888A1	10	Reed Set, matched - main bearing	2	2	2	2	2	2	2	2
A-34-20053	11	Reed Stop, main bearing reed valves	8	8	8	8	8	8	8	8
C-12-26014	12	Washer, reed stop mounting screw	8	8	8	8	8	8	8	8
C-10-20055	13	Screw, reed stop mounting	8	8	8	8	8	8	8	8
A-718-1193A2	14	Piston and Piston Pin Assembly	4	4	4	4	4	4	4	4
N. S. S.	15	Pin, piston	4	4	4	4	4	4	4	4
A-40-20057	16	Lock Ring, piston pin	8	8	8	8	8	8	8	8
A-39-20058	17	Ring, piston	12	12	12	12	12	12	12	12
A-600-7A1	18	Connecting Rod and Cap Assembly	4	4	4	4	4	4	4	4
C-10-20060	19	Screw, connecting rod	8	8	8	8	8	8	8	8
C-11-20061	20	Nut, connecting rod	8	8	8	8	8	8	8	8
A-29-20046	21	Bearing, needle - crankpin	100	100	100	100	100	100	100	100
A-29-20063	22	Bearing, needle - piston pin	88	88	88	88	88	88	88	88
C-12-20064	23	Washer, needle locating	8	8	8	8	8	8	8	8

# Large taper crankshaft (A-400-1730) started with Serial #1094866 on Mark 55E-3.

Oversize Piston and Ring

A-718-1313A1		Piston and Piston Pin Assembly (.015)	4	4	4	4	4	4	4	4
A-39-20992		Ring, piston (.015)	12	12	12	12	12	12	12	12

CRANKSHAFT, PISTON AND CONNECTING ROD



Revised June 1966

(MARK 55)

Page 20

BOTTOM COWL ASSEMBLY

PART NO.	REF. NO.	DESCRIPTION	MARK 55	MARK 55E	MARK 55	MARK 55E	MARK 55	MARK 55E	MARK 55	MARK 55E
			-1	-1	-2	-2	-3	-4	-4	
A-103-1140A1	1	Bottom Cowl Assembly	1	-	1	-	1	1	1	1
A-103-942A2	1	Bottom Cowl Assembly	1	1	1	-	1	-	-	-
A-23-25194	-	Bushing, oilite - shift shaft	1	1	1	1	1	1	1	1
A-21041	2	Insert, tap lock	1	1	1	1	1	1	1	1
A-37-23076	-	Decal, MerElectric	1	1	1	1	1	1	1	1
A-23760	-	Baffle, bottom cowl	1	1	1	1	1	1	1	1
C-10-21106	-	Screw, baffle to bottom cowl	3	3	3	3	3	3	3	3
C-25331A2	3	Remote Steering Bracket Assembly	1	1	1	1	1	1	1	1
A-17-20503	4	Pin, remote steering bracket	1	1	1	1	1	1	1	1
C-24-20510	5	Spring, remote bracket pin	1	1	1	1	1	1	1	1
C-17-23928	6	Roll Pin, remote bracket pin	1	1	1	1	1	1	1	1
A-21104A2	7	Connector Base Assembly	1	-	1	-	1	-	1	-
C-13-21972	8	Lockwasher, connector base	1	-	1	-	1	-	1	-
C-11-21971	9	Nut, connector base fastening	1	-	1	-	1	-	1	-
C-54-25231	10	Clip, connector cable	1	-	1	-	1	-	1	-
C-10-21106	11	Screw, cable clip to cowl	1	-	1	-	1	-	1	-
A-21017	12	Bracket, magneto control (lower) <i>(for sand-cast block-order part number A-25590)</i>	1	1	1	1	1	1	1	1
A-24-24826	--	Spring, control bracket tension	1	1	1	1	1	1	1	1
A-21018	13	Lever, shift control	1	1	1	1	1	1	1	1
A-28253	13	Lever, shift control	-	-	-	-	-	-	1	1
A-23-20008	14	Bushing, magneto bracket and shift lever	2	2	2	2	2	2	2	2
A-23-21008	15	Bushing, magneto bracket and shift lever	2	2	2	2	2	2	2	2
C-10-21077	16	Screw, bracket and lever fastening	2	2	2	2	2	2	2	2
C-12-21040	17	Washer, fastening screw	2	2	2	2	2	2	2	2
A-17-30978A1	18	Pin Assembly, clevis yoke	2	2	2	2	2	2	2	2
C-17-23928	19	Roll Pin, clevis yoke pin	2	2	2	2	2	2	2	2
C-10-20584	20	Screw, clevis pin fastening	2	2	2	2	2	2	2	2
C-13-29402	21	Washer, wave - pin fastening screw	2	2	2	2	2	2	2	2
C-11-20110	22	Nut, pin fastening screw	2	2	2	2	2	2	2	2
A-23-23649	23	Bushing, magneto control bracket	1	1	1	1	1	1	1	1
A-25171	24	Shaft, shift (upper)	1	1	-	-	-	-	-	-
A-25180	24	Shaft, shift (upper)	1	1	1	1	1	1	1	1
A-25131	25	Rod, link - shift control end	1	1	1	1	1	1	1	1
A-27714	25	Rod, link - shift control end	-	-	-	-	-	-	1	1
C-11-25168	26	Nut, shift shaft end adjusting	1	1	1	1	1	1	1	1
A-25134	27	Rod, link - shift shaft end	1	1	1	1	1	1	1	1
C-18-20180	28	Cotter Pin, link rod to shift shaft	1	1	1	1	2	2	2	2
A-24-25227	29	Spring, clip - link rod retainer	1	1	1	1	-	-	-	-
A-24-25065	30	Spring, detent	1	1	1	1	1	1	1	1
C-10-20776	31	Screw, detent spring to bottom cowl	1	1	1	1	1	1	1	1
C-12-20346	32	Washer, detent spring screw	1	1	1	1	1	1	1	1
C-11-20013	33	Nut, detent spring screw	1	1	1	1	1	1	1	1
A-21968	34	Stop Block, throttle adjusting	2	2	2	2	2	2	2	2
C-12-21967	35	Washer, stop block screw	2	2	2	2	2	2	2	2
C-10-28636	36	Screw, stop block holding	2	2	2	2	2	2	2	2
C-10-20100	37	Screw, anchor bracket to cowl	4	4	4	4	4	4	4	4
C-13-20554	38	Lockwasher, anchor bracket screw	4	4	4	4	4	4	4	4
A-20557	39	Bracket, cable end anchor	2	2	2	2	2	2	2	2
C-22-25885	40	Elbow, plastic - magneto vent tube	2	2	2	2	2	2	2	2
A-32-29164	41 & 42	Tube, vent - magneto outlet	2	2	2	2	2	2	2	2
A-27-20390	43	Gasket, powerhead to bottom cowl	1	1	1	1	1	1	1	1
A-26552	44	Support, external wiring harness	-	-	-	-	-	-	1	1
C-10-20639	45	Screw, harness support to bottom cowl	-	-	-	-	-	-	1	1
C-12-20084	46	Washer, harness support screw	-	-	-	-	-	-	1	1
C-11-29250	47	Nut, harness support screw	-	-	-	-	-	-	1	1
A-23-25057	--	Bushing, brass - upper shift shaft	1	1	-	-	-	-	-	-
C-53-25064	--	"E" Ring, brass bushing to bottom cowl	1	1	-	-	-	-	-	-
A-38-27720	--	Plate, name - bottom cowl	-	-	-	-	-	-	1	1
C-53-25539	--	Fastener name plate to bottom cowl	-	-	-	-	-	-	2	2

NOTE #1: In the future, C-25331A2 Steering Bracket Assembly will include one each of C-10-21574 screw, C-12-20103 washer and C-11-21528 nut in place of present setup of A-17-20503 pin, C-24-20510 spring and C-17-23928 roll pin.

NOTE #2: On later engines, the A-25134 link rod has 2 holes drilled for use of (2) C-18-20180 cotter pins when fastening to shift shaft. Where only one hole is drilled, (1) A-24-25227 slip spring must be used.

#Used through Serial #834110 on Mark 55-1 and through Serial #852139 on Mark 55E-1 engines.

\*Used through Serial #834764 on Mark 55-1 and through Serial #853116 on Mark 55E-1 engines.

BOTTOM COWL ASSEMBLY

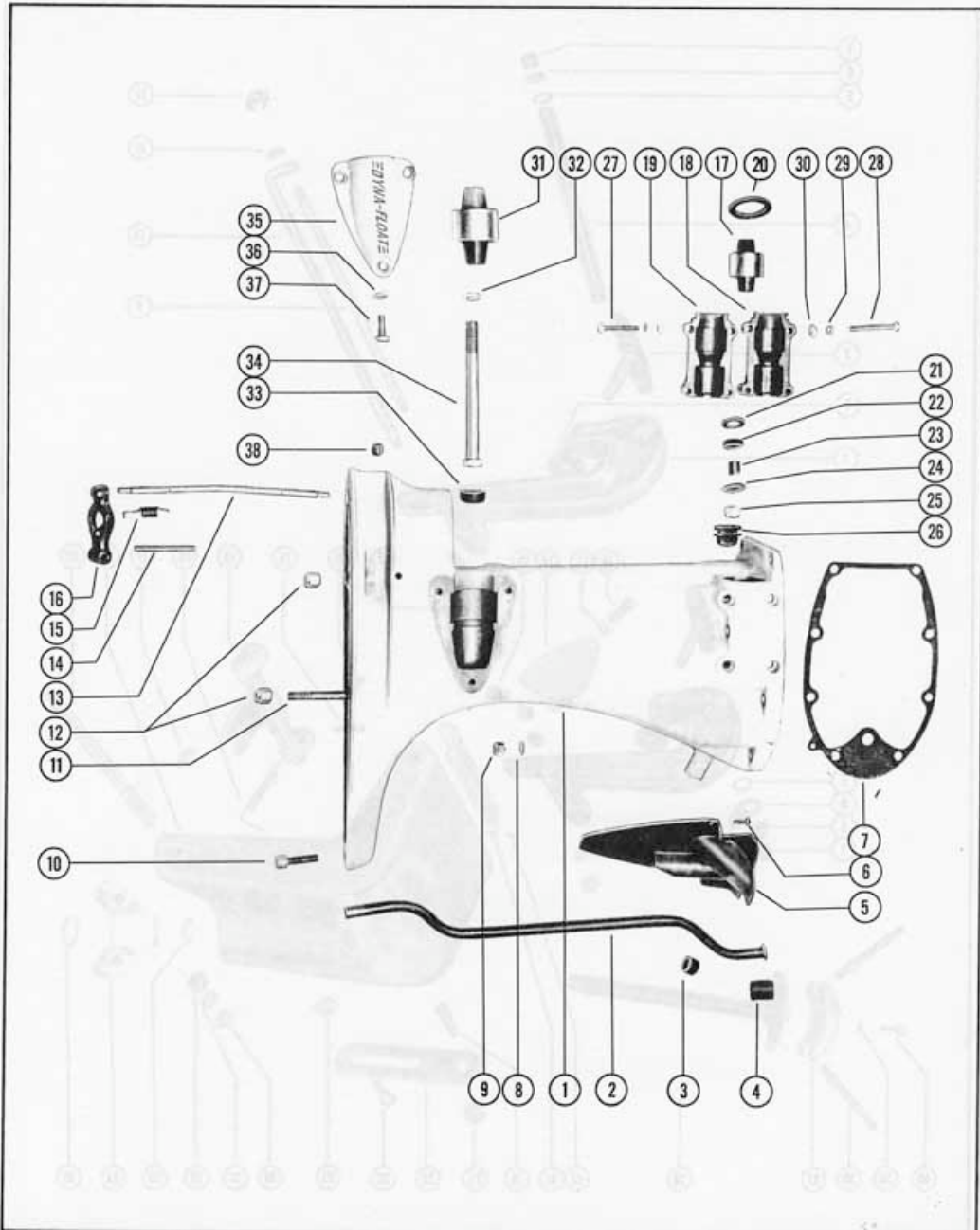


DRIVE SHAFT HOUSING ASSEMBLY

PART NO.	REF. NO.	DESCRIPTION	MARK 55	MARK 55E	MARK 55	MARK 55E	MARK 55	MARK 55E	MARK 55	MARK 55E
			-1	-1	-2	-2	-3	-3	-4	-4
A-1522-1567	1	Drive Shaft Housing	1	1	1	1	1	1	1	1
A-32-25187	2	Tube, water inlet	1	1	1	1	1	1	1	1
C-25-24961	3	Ring, rubber - water inlet tube	1	1	1	1	1	1	1	1
C-26-25192	4	Seal, water inlet tube	1	1	1	1	1	1	1	1
A-24945	5	Baffle, exhaust relief	1	1	1	1	1	1	1	1
C-10-25255	6	Screw, baffle to drive shaft housing	2	2	2	2	2	2	2	2
A-27-24899	7	Gasket, drive shaft housing to cowl	1	1	1	1	1	1	1	1
C-12-20084	8	Washer, powerhead studs	8	8	8	8	-	-	-	-
C-11-25594	9	Nut, powerhead studs	8	8	8	8	8	8	8	8
C-10-25093	10	Screw, gear housing to drive shaft housing	1	1	1	1	1	1	1	1
A-16-23650	11	Stud, drive shaft housing to gear case	1	1	1	1	1	1	1	1
C-11-23161	12	Nut, gear and drive shaft housing studs	3	3	3	3	3	3	3	3
A-24894	13	#Rod, push - reverse lock	1	1	-	-	-	-	-	-
A-25190	13	Rod, push - reverse lock	1	1	1	1	1	1	1	1
A-17-24887	14	Pin, reverse lock lever	1	1	1	1	1	1	1	1
C-18-25191	--	Cotter Pin, push rod	1	1	1	1	1	1	1	1
A-24-25122	15	Spring, tension - push rod	1	1	1	1	1	1	1	1
A-24897	16	#Lever, reverse lock	1	1	-	-	-	-	-	-
A-25140	16	Lever, reverse lock	1	1	1	1	1	1	1	1
A-24926	17	Mount, rubber - upper	2	2	2	2	2	2	2	2
A-24935	18	Cover, upper mount - outside half	2	2	2	2	2	2	2	2
A-31120	19	Cover, upper mount - inside half	2	2	2	2	2	2	2	2
A-24929	20	Packing, "U" cup	2	2	2	2	2	2	2	2
C-12-24889	21	Washer, upper mount stud (17/32" I. D.)	2	2	2	2	2	2	2	2
C-12-24891	22	Washer, rubber - upper mount stud	2	2	2	2	2	2	2	2
A-23-30474	23	Spacer, upper mount stud	2	2	2	2	2	2	2	2
C-12-30473	24	Washer, upper mount stud (13/32" I. D.)	2	2	2	2	2	2	2	2
C-11-23161	25	Nut, upper mount stud	2	2	2	2	2	2	2	2
A-25305	26	Cap, rubber - upper mount	2	2	2	2	2	2	2	2
C-10-28772	27	Screw, upper mount cover (1 1/2")	4	4	4	4	4	4	4	4
C-10-28774	28	Screw, upper mount cover (2")	4	4	4	4	4	4	4	4
C-12-20028	29	Washer, mounting cover screw	8	8	8	8	-	-	-	-
C-13-26992	29	Lockwasher, mounting cover screw	-	-	-	-	8	8	8	8
C-11-20184	30	Nut, mounting cover screw	8	8	8	8	-	-	-	-
C-11-29322	30	Nut, mounting cover screw (bronze)	-	-	-	-	8	8	8	8
A-37395	31	Mount, rubber - lower	2	2	2	2	2	2	2	2
C-12-24872	32	Washer, mounting screw	4	4	4	4	4	4	4	4
C-11-25096	--	Nut, mounting screw	2	2	2	2	2	2	2	2
A-25067	33	Bumper, rubber - mounting screw	2	2	2	2	2	2	2	2
A-10-24874	34	Screw, lower mount (5 1/2")	2	2	2	2	2	2	2	2
A-28241	35	Cover, lower mount (port side)	1	1	1	1	1	1	1	1
A-28242	35	Cover, lower mount (starboard side)	1	1	1	1	1	1	1	1
C-12-20084	36	Washer, lower mount cover screw	6	6	6	6	6	6	6	6
C-10-29256	37	Screw, lower mount cover fastening	6	6	6	6	6	6	6	6
C-22-21290	38	Plug, reverse lock grease hole	-	-	1	1	1	1	1	1

#Used through Serial #834110 on Mark 55-1 and through Serial #852139 on Mark 55E-1 engines.

# DRIVE SHAFT HOUSING ASSEMBLY



Revised June 1966

(MARK 55)

Page 24



CLAMP AND SWIVEL BRACKET

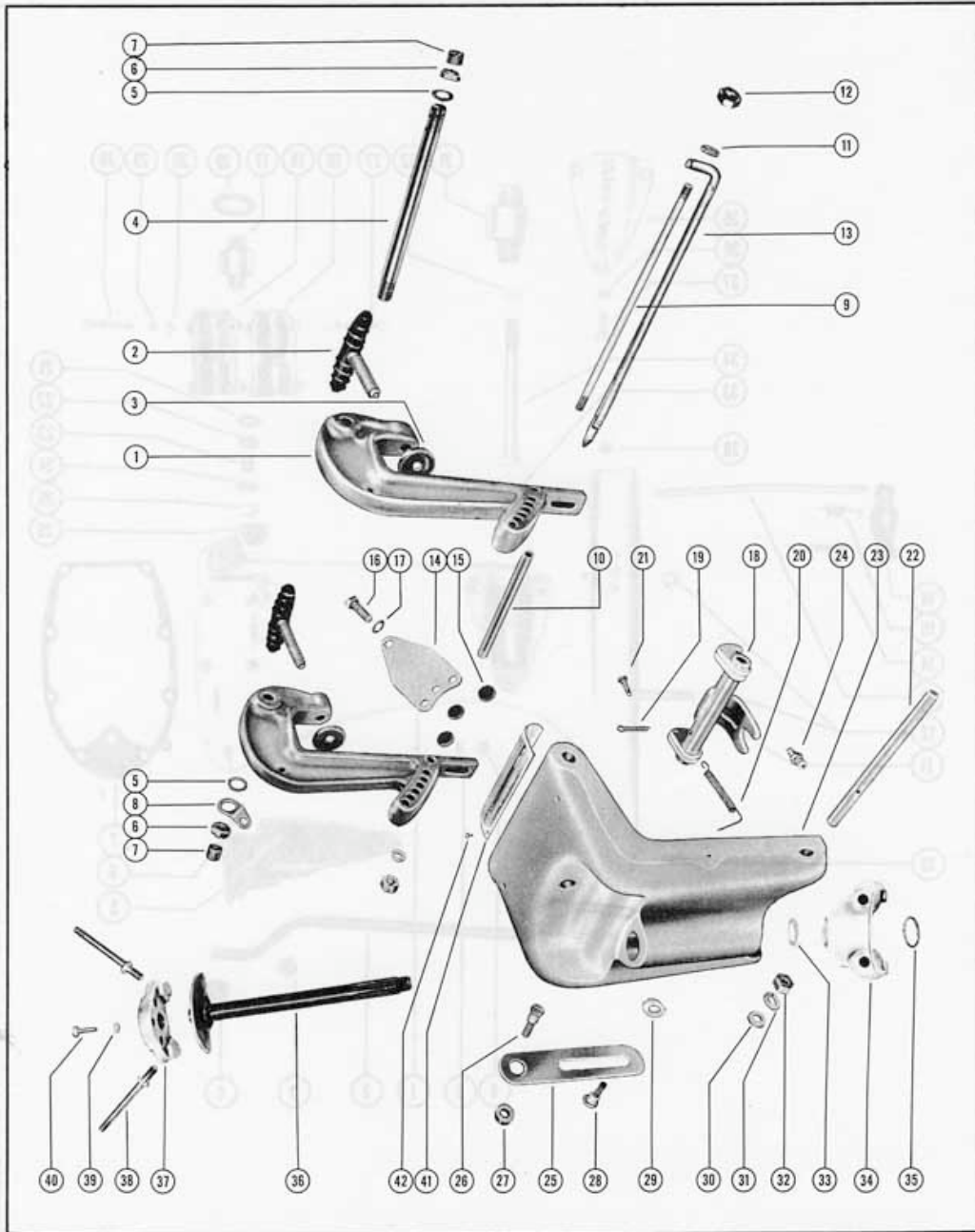
PART NO.	REF. NO.	DESCRIPTION	MARK 55	MARK 55E	MARK 55	MARK 55E	MARK 55	MARK 55E	MARK 55	MARK 55E	MARK 55	MARK 55E
			-1	-1	-1	-2	-2	-3	-3	-4	-4	
A-1400-150A1	1	▲Clamp Bracket Assembly	2	2	-	-	-	-	-	-	-	-
A-1427-814A1	1	Clamp Bracket Assembly	2	2	-	-	-	-	-	-	-	-
A-1427-1081A1	1	Clamp Bracket Assembly	-	-	2	2	2	2	2	2	-	-
A-22477A4	2	Thumb Screw	2	2	2	2	2	2	2	2	-	-
A-12-20214	3	Washer, thumb screw	2	2	2	2	2	2	2	2	-	-
A-1427-1310A1	1	Clamp Bracket Assembly	-	-	-	-	-	-	-	-	2	2
A-22477A1	2	Thumb Screw Assembly	-	-	-	-	-	-	-	-	2	2
A-12-26227	3	Washer, thumb screw	-	-	-	-	-	-	-	-	2	2
A-28122	4	Tube, tilt - clamp bracket to swivel bracket	-	-	1	1	1	1	1	1	1	1
A-16-20218	-	Stud, clamp bracket to swivel bracket	1	1	-	-	-	-	-	-	-	-
A-15-25600	5	Shim, clamp bracket to swivel bracket (.010)	-	-	2	2	2	2	2	2	2	2
A-15-20219	5	Shim, clamp bracket to swivel bracket (.005)	2	2	-	-	-	-	-	-	-	-
C-11-25599	6	Nut, tilt tube	-	-	2	2	2	2	2	2	2	2
C-11-20220	6	Nut, clamp to swivel bracket stud	2	2	-	-	-	-	-	-	-	-
A-25606	7	Cap, plastic - tilt tube	-	-	2	2	2	2	2	2	2	2
A-54-25735	8	Clip, safety chain	1	1	1	1	1	1	1	1	1	1
A-16-20221	9	Stud, clamp bracket	1	1	1	1	1	1	1	1	1	1
A-16-23028	9	▲Stud, clamp bracket	1	1	-	-	-	-	-	-	-	-
A-23-20222	10	Spacer, clamp bracket stud	1	1	1	1	1	1	1	1	1	1
A-23-23027	10	▲Spacer, clamp bracket stud	1	1	-	-	-	-	-	-	-	-
C-13-26993	11	Lockwasher, clamp bracket stud	2	2	2	2	2	2	2	2	2	2
C-11-20083	12	Nut, clamp bracket stud	2	2	2	2	2	2	2	2	2	2
A-17-30146A1	13	Pin, tilt lock (7/16")	1	1	1	1	1	1	1	-	-	-
A-17-30687A1	13	Tilt Lock Pin Assembly	-	-	-	-	-	-	-	-	1	1
A-20342	14	Plate, clamp	1	1	1	1	1	1	1	-	-	-
A-23026	15	Disc, friction	3	3	3	3	3	3	3	-	-	-
C-10-26065	16	Screw, clamp plate mounting	1	1	1	1	1	1	1	-	-	-
C-13-21804	17	Lockwasher, clamp plate mounting	1	1	1	1	1	1	1	-	-	-
A-25188	18	Reverse Lock	1	1	1	1	1	1	1	-	-	-
A-24917	18	+Reverse Lock (see note below)	1	1	-	-	-	-	-	-	-	-
A-26903A2	18	Reverse Lock Assembly	-	-	-	-	-	-	-	-	1	1
C-18-20209	19	Cotter Pin, reverse lock to shaft	1	1	1	1	1	1	1	1	1	1
A-24-20210	20	Spring, reverse lock tension	1	1	1	1	1	1	1	1	1	1
C-17-25598	21	Pin, reverse lock spring attaching	1	1	1	1	1	1	1	1	1	1
A-20208	22	Shaft, reverse lock to swivel bracket	1	1	1	1	1	1	1	1	1	1

NOTE: A-24917 Reverse Lock is No Longer Available. For replacement order A-25188A1 Reverse Lock Assembly which includes A-25188 reverse lock, A-25190 push rod and C-18-25191 cotter pin.

▲Used through Serial #834464 on Mark 55-1 and through Serial #852766 on Mark 55E-1 engines.

+Used through Serial #834110 on Mark 55-1 and through Serial #852139 on Mark 55E-1 engines.

CLAMP AND SWIVEL BRACKET



CLAMP AND SWIVEL BRACKET

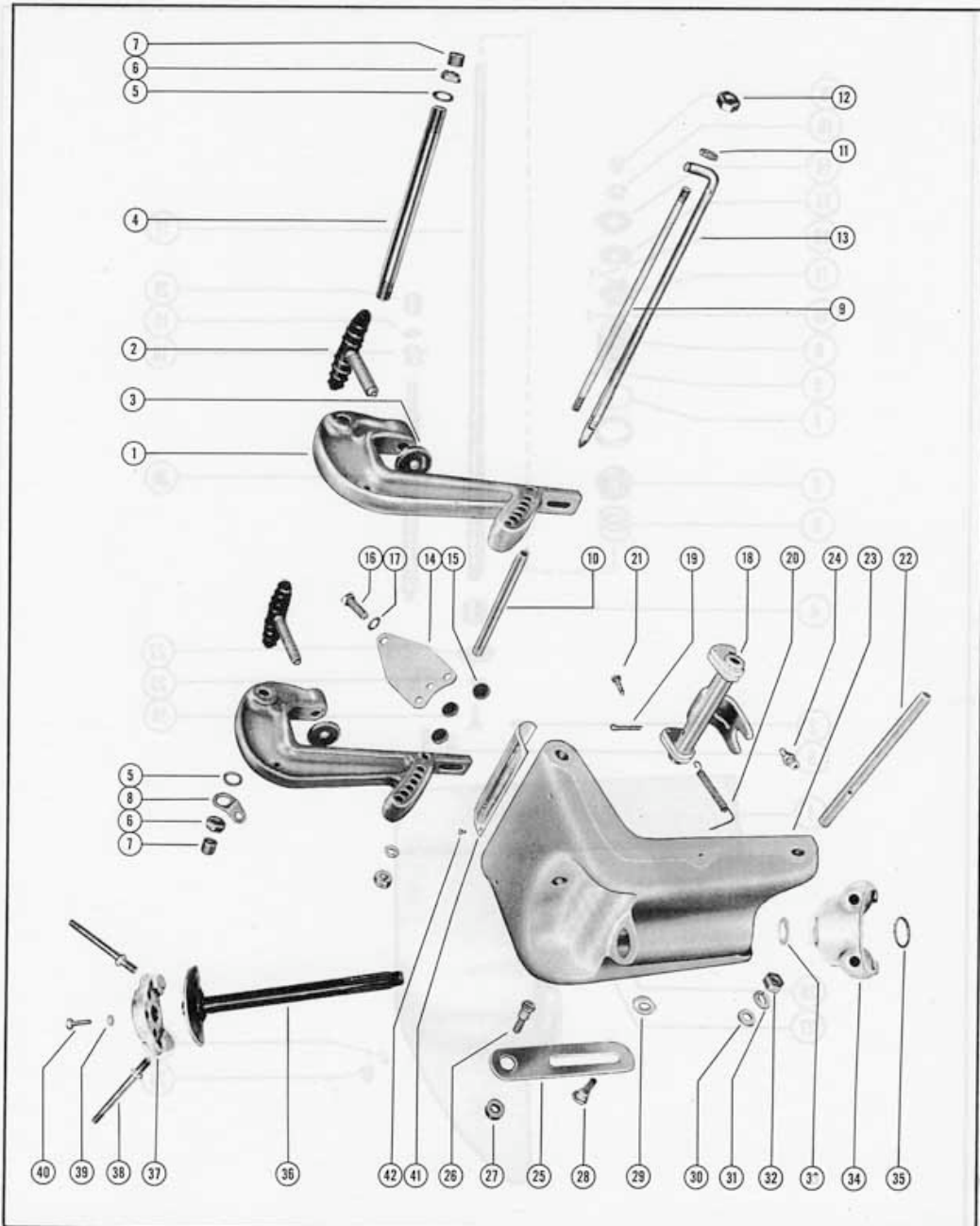
PART NO.	REF. NO.	DESCRIPTION	MARK 55	MARK 55E	MARK 55	MARK 55E	MARK 55	MARK 55E	MARK 55	MARK 55E
			-1	-1	-2	-2	-3	-3	-4	-4
A-1401-900	23	#Bracket, swivel	1	1	-	-	-	-	-	-
A-1401-970	23	Bracket, swivel	1	1	-	-	-	-	-	-
A-1401-1080A1	23	Swivel Bracket Assembly	-	-	1	1	1	1	1	1
A-23026	15	Disc, friction	3	3	3	3	3	3	3	3
C-22-23612	24	Fitting, grease - swivel bracket	1	1	1	1	1	1	1	1
C-26-32911	--	Oil Seal, swivel bracket	-	-	1	1	1	1	1	1
A-20215	25	Lever, tilt stop (starboard side)	2	2	2	2	2	2	2	2
A-26864	--	Lever, tilt stop (port side)	-	-	-	-	-	-	1	1
C-10-20217	26	Screw, anchor - tilt stop lever	2	2	2	2	2	2	2	2
A-23-20216	27	Spacer, tilt stop lever	2	2	2	2	2	2	2	2
C-10-27790	28	Screw, retaining - tilt stop lever	2	2	2	2	2	2	2	2
C-13-20846	29	Washer, wave - anchor screw	2	2	2	2	2	2	2	2
C-12-20028	30	Washer, anchor and retaining screw	4	4	4	4	4	4	4	4
C-13-26992	31	Lockwasher, anchor and retaining screw	4	4	4	4	4	4	4	4
C-11-20088	32	Nut, anchor and retaining screw	4	4	4	4	4	4	4	4
C-12-25176	33	Washer, swivel pin to bottom yoke (.060)	1	1	1	1	1	1	1	1
C-12-27964	33	Washer, swivel pin to bottom yoke (.018)	*	*	*	*	*	*	*	*
A-25179	34	#Yoke, bottom	1	1	-	-	-	-	-	-
A-25178	34	Yoke, bottom	1	1	1	1	1	1	1	1
C-53-27743	35	Ring, retaining - swivel pin (1")	1	1	1	1	1	1	1	1
C-53-25184	35	Ring, retaining - swivel pin (7/8")	1	1	-	-	-	-	-	-
C-14-25047	--	Tab Washer, swivel pin retaining (7/8")	1	1	-	-	-	-	-	-
C-11-20739	--	Nut, swivel pin retaining (7/8")	1	1	-	-	-	-	-	-
A-24918A3	36	#Swivel Pin/Co-Pilot Disc Assy (7/8" O.D.)	1	1	-	-	-	-	-	-
A-25182A1	36	Swivel Pin/Co-Pilot Disc Assy (1" O.D.)	1	1	1	1	1	1	-	-
A-17-25175A1	36	■Swivel Pin and Co-Pilot Disc Assembly	-	-	-	-	1	1	-	-
A-17-27739A2	--	Swivel Pin and Top Yoke Assembly	-	-	-	-	-	-	1	1
A-24934	37	#Yoke, top (use with A-24918A3 swivel pin)	1	1	-	-	-	-	-	-
A-25177	37	Yoke, top (use with A-25182A1 swivel pin)	1	1	1	1	1	1	-	-
A-26983	37	■Yoke, top (use with A-17-25175A1 swivel pin)	-	-	-	-	1	1	-	-
A-16-25055	38	Stud, top yoke to upper mount	2	2	2	2	2	2	-	-
C-12-20084	39	Washer, top yoke screw	3	3	3	3	3	3	-	-
C-10-26065	40	Screw, top yoke to disc (use with A-25177 top yoke)	3	3	3	3	3	3	-	-
C-10-26982	40	Screw, top yoke to disc (use with A-26983 top yoke)	-	-	-	-	3	3	-	-
C-11-25594	--	Nut, top yoke screw (use with C-10-26982 screw)	-	-	-	-	3	3	-	-
A-38-23535	41	Serial Plate	1	1	-	-	-	-	-	-
A-38-25484	41	Serial Plate	-	-	1	1	1	1	1	1
C-10-25612	42	Screw, drive - serial plate to swivel bracket	4	4	4	4	4	4	4	4
C-10-26483	--	Bolt, carriage - clamp bracket to transom	2	2	2	2	2	2	2	2
C-12-26485	--	Washer, carriage bolt	2	2	2	2	2	2	2	2
C-11-26484	--	Nut, carriage bolt	2	2	2	2	2	2	2	2

# Used thru Serial #834110 on Mark 55-1 and through Serial #831906 on Mark 55E-1 engines.

■ Started with Serial #1088500 on Mark 55-3 and with Serial #1090100 on Mark 55E-1 engines.

\* = As Required

CLAMP AND SWIVEL BRACKET



Revised June 1966

(MARK 55)

Page 28

GEAR HOUSING AND DRIVE SHAFT

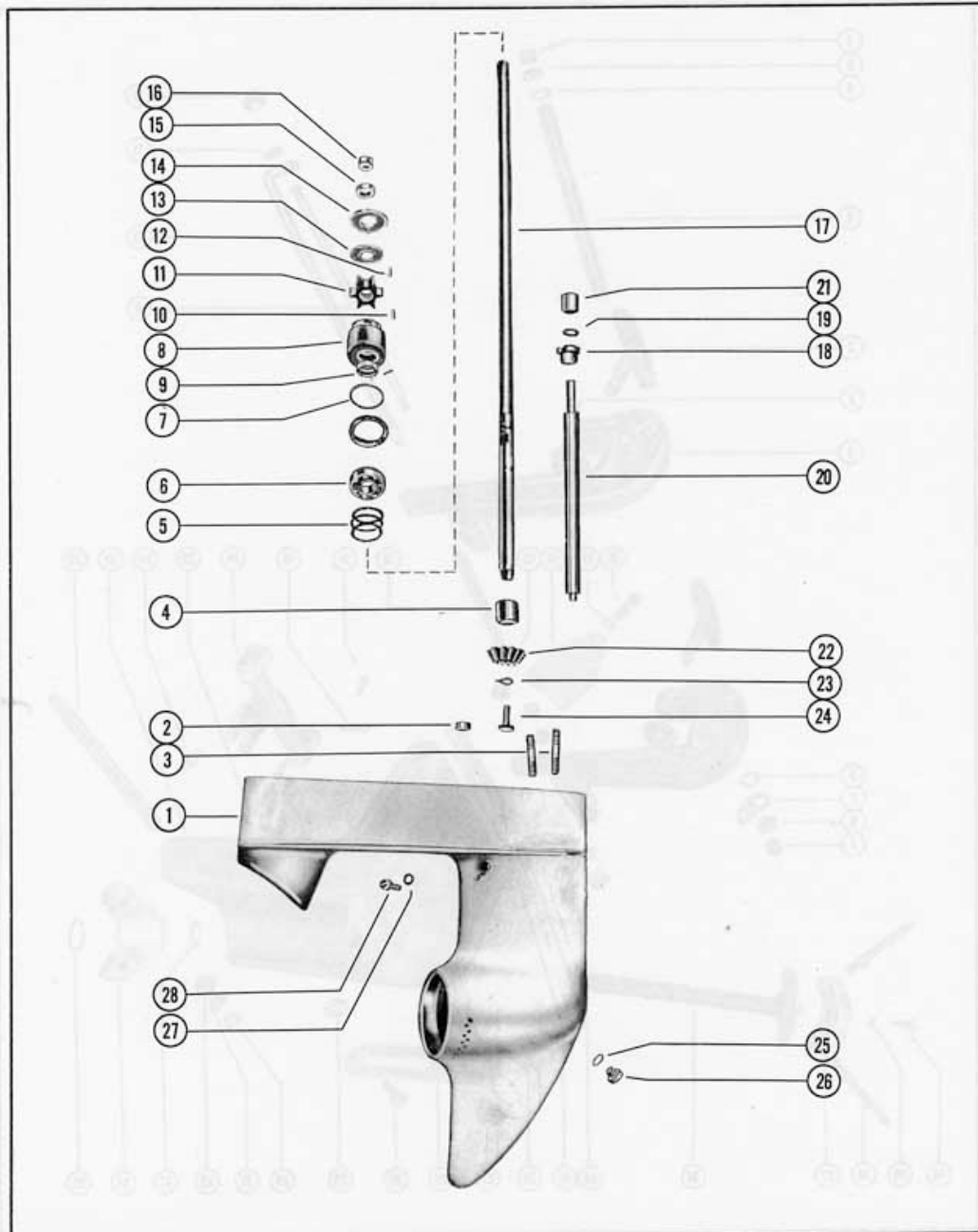
PART NO.	REF. NO.	DESCRIPTION	MARK 55	MARK 55E	MARK 55	MARK 55E	MARK 55	MARK 55E	MARK 55	MARK 55E	MARK 55	MARK 55E
			-1	-1	-2	-2	-3	-3	-4	-4		
A-1603-930A4	-	+Gear Housing Assembly, Complete (14 spline shaft)	1	1	-	-	-	-	-	-	-	-
A-1603-930A6	-	#Gear Housing Assembly, Complete (14 spline shaft)	1	1	-	-	-	-	-	-	-	-
A-1603-1568A8	-	■Gear Housing Assembly, Complete (11 spline shaft)	1	1	1	1	1	1	1	1	1	1
A-1603-1568A3	1	Gear Housing Assembly	1	1	1	1	1	1	1	1	1	1
A-26-20232	2	Seal, water tube	3	3	3	3	3	3	3	3	3	3
C-16-23071	3	Stud, gear housing to drive shaft housing	2	2	2	2	2	2	2	2	2	2
C-31-20231	4	Bearing, roller - drive shaft	1	1	1	1	1	1	1	1	1	1
A-35-23654	-	Screen, water intake	1	1	1	1	1	1	1	1	1	1
A-32-23652	-	Tube, water inlet - lower	1	1	1	1	1	1	1	1	1	1
A-23-23651	-	Sleeve, water inlet tube	1	1	1	1	1	1	1	1	1	1
C-15-20929	5	Shim, bearing to drive shaft	*	*	*	*	*	*	*	*	*	*
A-30-20861	6	Bearing, ball - drive shaft	1	1	1	1	1	1	1	1	1	1
C-25-20266	7	"O" Ring, water pump cartridge	1	1	1	1	1	1	1	1	1	1
A-46-25815A1	8	Water Pump Cartridge Assembly (see note below)	1	1	1	1	1	1	1	1	1	1
C-26-23517	9	Oil Seal	1	1	1	1	1	1	1	1	1	1
A-28091	-	Insert, water pump cartridge	1	1	1	1	1	1	1	1	1	1
A-46-29117A1	8	Water Pump Cartridge Assembly	1	1	1	1	1	1	1	1	1	1
C-26-23300	9	Oil Seal (spring loaded)	1	1	1	1	1	1	1	1	1	1
A-28091	-	Insert, water pump cartridge	1	1	1	1	1	1	1	1	1	1
A-28-28657	10	Key, water pump cartridge	1	1	1	1	1	1	1	1	1	1
C-47-20268	11	Impeller, water pump	1	1	1	1	1	1	1	1	1	1
C-17-23733	12	Pin, impeller drive	1	1	1	1	1	1	1	1	1	1
A-20272	13	Plate, outlet - water pump cover	1	1	1	1	1	1	1	1	1	1
-A-20270A2	14	Water Pump Cover Assembly	1	1	1	1	1	1	1	1	1	1
C-26-23517	15	Oil Seal	1	1	1	1	1	1	1	1	1	1
C-25-20273	16	Ring, rubber - centrifugal slinger	1	1	1	1	1	1	1	1	1	1
A-45-29617A1	17	Drive Shaft	1	1	1	1	1	1	1	1	1	1
A-23-20859A1	18	▲Bushings Assembly, shift shaft	1	1	-	-	-	-	-	-	-	-
C-23-28374A1	18	Bushing Assembly, shift shaft	1	1	1	1	1	1	1	1	1	1
A-26-20236	19	Oil Seal	1	1	1	1	1	1	1	1	1	1
C-25-25439	--	"O" Ring, shift shaft bushing	1	1	1	1	1	1	1	1	1	1
A-20953	20	#Shaft, shift - lower	1	1	-	-	-	-	-	-	-	-
C-25136	20	Shaft, shift - lower	1	1	1	1	1	1	1	1	1	1
C-18-20233	--	Clip, retaining - shift shaft	1	1	1	1	1	1	1	1	1	1
A-24895	21	#Coupling, shift shaft	1	1	-	-	-	-	-	-	-	-
A-25138	--	Cam, lower reverse locking	1	1	1	1	1	1	1	1	1	1
A-29823	--	Cam, upper reverse locking	1	1	1	1	1	1	1	1	1	1
A-43-20834	22	Gear, pinion	1	1	1	1	1	1	1	1	1	1
C-14-20871	23	Tab Washer, pinion gear screw	1	1	1	1	1	1	1	1	1	1
A-10-20925	24	Screw, pinion gear retaining	1	1	1	1	1	1	1	1	1	1
C-12-20260	25	Washer, grease filler and flushing hole screw	2	2	2	2	2	2	2	2	2	2
C-10-28634	26	Screw, grease filler and flushing hole screw	2	2	2	2	2	2	2	2	2	2
C-12-20262	27	Washer, gear housing vent screw	1	1	1	1	1	1	1	1	1	1
C-10-28653	28	Screw, gear housing vent	1	1	1	1	1	1	1	1	1	1

NOTE: A-46-25815A1 Cartridge Assembly is No Longer Available and is replaced by A-46-29117A1 Cartridge Assembly. All component parts are still stocked so order your replacement parts accordingly.

- +Used from Serial #83411 through Serial #835824 on Mark 55-1 and from Serial #852140 through Serial #857972 on Mark 55E-1 engines.
- #Used through Serial #834110 on Mark 55-1 and through Serial #852139 on Mark 55E-1 engines.
- Started with Serial #835825 on Mark 55-1 and with Serial #857973 on Mark 55E-1 engines.
- ▲Used through Serial #856522 on Mark 55-1 and through Serial #897351 on Mark 55E-1 engines.

\* = As Required

# GEAR HOUSING AND DRIVE SHAFT



GEAR HOUSING AND PROPELLER

PART NO.	REF. NO.	DESCRIPTION	MARK 55	MARK 55E	MARK 55	MARK 55E	MARK 55	MARK 55E	MARK 55	MARK 55E
			-1	-1	-2	-2	-3	-3	-4	-4
A-1603-930A4	-	+Gear Housing Assembly, Complete (14 spline)	1	1	-	-	-	-	-	-
A-1603-930A6	-	▲Gear Housing Assembly, Complete (14 spline)	1	1	-	-	-	-	-	-
A-1603-1568A8	-	■Gear Housing Assembly, Complete (11 spline)	1	1	1	1	1	1	1	1
A-1603-1568A3	1	Gear Housing Assembly 1602-1868 A7	1	1	1	1	1	1	1	1
C-36288	2	Cam, shift	1	1	1	1	1	1	1	1
A-20930	3	Follower, cam	1	1	1	1	1	1	1	1
C-20843	4	Slide, cross pin	1	1	1	1	1	1	1	1
C-24-20254	5	Spring, cam follower pin	1	1	1	1	1	1	1	1
A-52-32189	6	Ratchet, sliding clutch	1	1	1	1	1	1	1	1
C-17-20841	7	Pin, cross	1	1	1	1	1	1	1	1
A-44-20866	8	Shaft, propeller (14 spline)	1	1	-	-	-	-	-	-
A-44-25254	8	■Shaft, propeller (11 spline)	1	1	1	1	1	1	1	1
C-53-20842	9	Ring, retaining - cross pin	1	1	1	1	1	1	1	1
A-43-20975A1	-	Forward Gear Assembly, Complete	1	1	1	1	1	1	1	1
C-30-20840	10	Bearing, ball - forward gear	1	1	1	1	1	1	1	1
A-43-20975	11	Forward Gear Assembly	1	1	1	1	1	1	1	1
C-31-20249	12	Bearing, roller - forward gear	1	1	1	1	1	1	1	1
C-15-20928	13	Shim, forward ball bearing to housing	*	*	*	*	*	*	*	*
A-43-20975A2	--	Reverse Gear Assembly, Complete	1	1	1	1	1	1	1	1
A-43-20975	14	Reverse Gear Assembly	1	1	1	1	1	1	1	1
A-20864	15	Ring, adaptor - ball bearing	1	1	1	1	1	1	1	1
C-30-20839	16	Bearing, ball - reverse gear	1	1	1	1	1	1	1	1
C-15-20927	17	Shim, adaptor ring to housing	*	*	*	*	*	*	*	*
A-25-20863	18	"O" Ring, bearing carrier	1	1	1	1	1	1	1	1
A-20862A1	19	Bearing Carrier Assembly	1	1	1	1	1	1	1	1
C-31-20249	20	Bearing, roller	1	1	1	1	1	1	1	1
C-26-23300	21	Oil Seal	1	1	1	1	1	1	1	1
A-12-22970	--	Washer, gear housing cover	1	1	1	1	1	1	1	1
A-20865	22	Cover, gear housing	1	1	-	-	-	-	-	-
A-48-22914A1	23	Propeller Assembly (14 spline)	1	1	-	-	-	-	-	-
A-48-22914A2	23	■Propeller Assembly (11 spline)	1	1	1	1	1	1	1	1
A-12-20279	--	Washer, backing (1/32") - 14 spline	1	1	-	-	-	-	-	-
C-12-25252	--	■Washer, backing (1/32") - 11 spline	1	1	1	1	1	1	1	1
A-14-20867	24	Tab Washer, propeller nut (14 spline)	1	1	-	-	-	-	-	-
A-14-25250	24	■Tab Washer, propeller nut (11 spline)	1	1	1	1	1	1	1	1
A-12-20281	--	Washer, backing (1/8") - 14 spline	*	*	*	*	*	*	*	*
C-12-25251	--	■Washer, backing (1/8") - 11 spline	*	*	*	*	*	*	*	*
A-11-20837	25	Nut, propeller	1	1	1	1	1	1	1	1

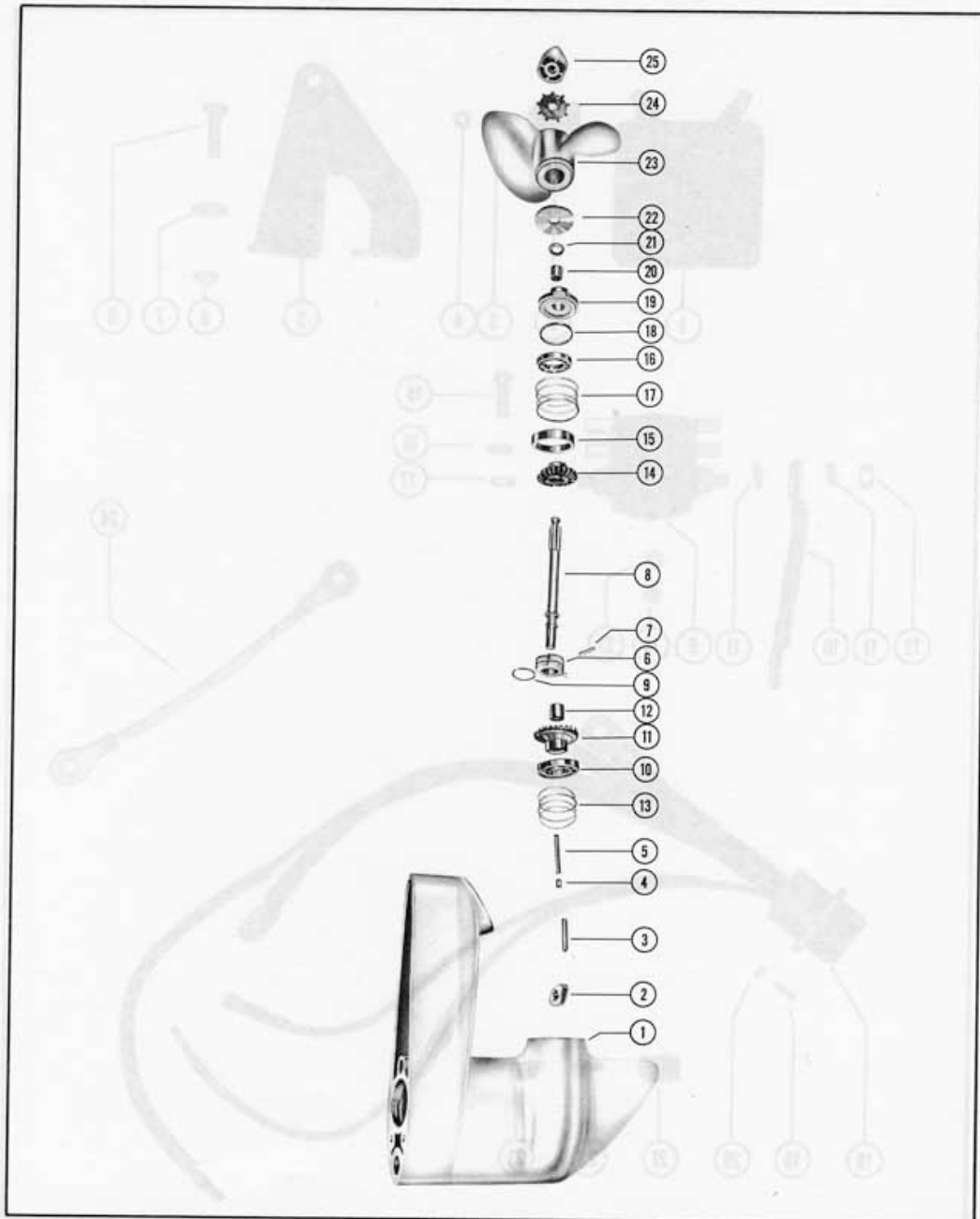
Order skims as shown:  
 C-15-20928002  
 C-15-20928003  
 C-15-20928005  
 C-15-20928010

Order skims as shown:  
 C-15-20927002  
 C-15-20927003  
 C-15-20927005  
 C-15-20927010

\* Used from Serial #834111 through Serial #835824 on Mark 55-1 and from Serial #852140 thru Serial #857972 on Mark 55E-1 engines.  
 ▲ Used through Serial #834110 on Mark 55-1 and through Serial #852139 on Mark 55E-1 engines.  
 ■ Started with Serial #835825 on Mark 55-1 and with Serial #857973 on Mark 55E-1 engines.

\* = As Required

GEAR HOUSING AND PROPELLER



Revised June 1966

(MARK 55)

Page 32



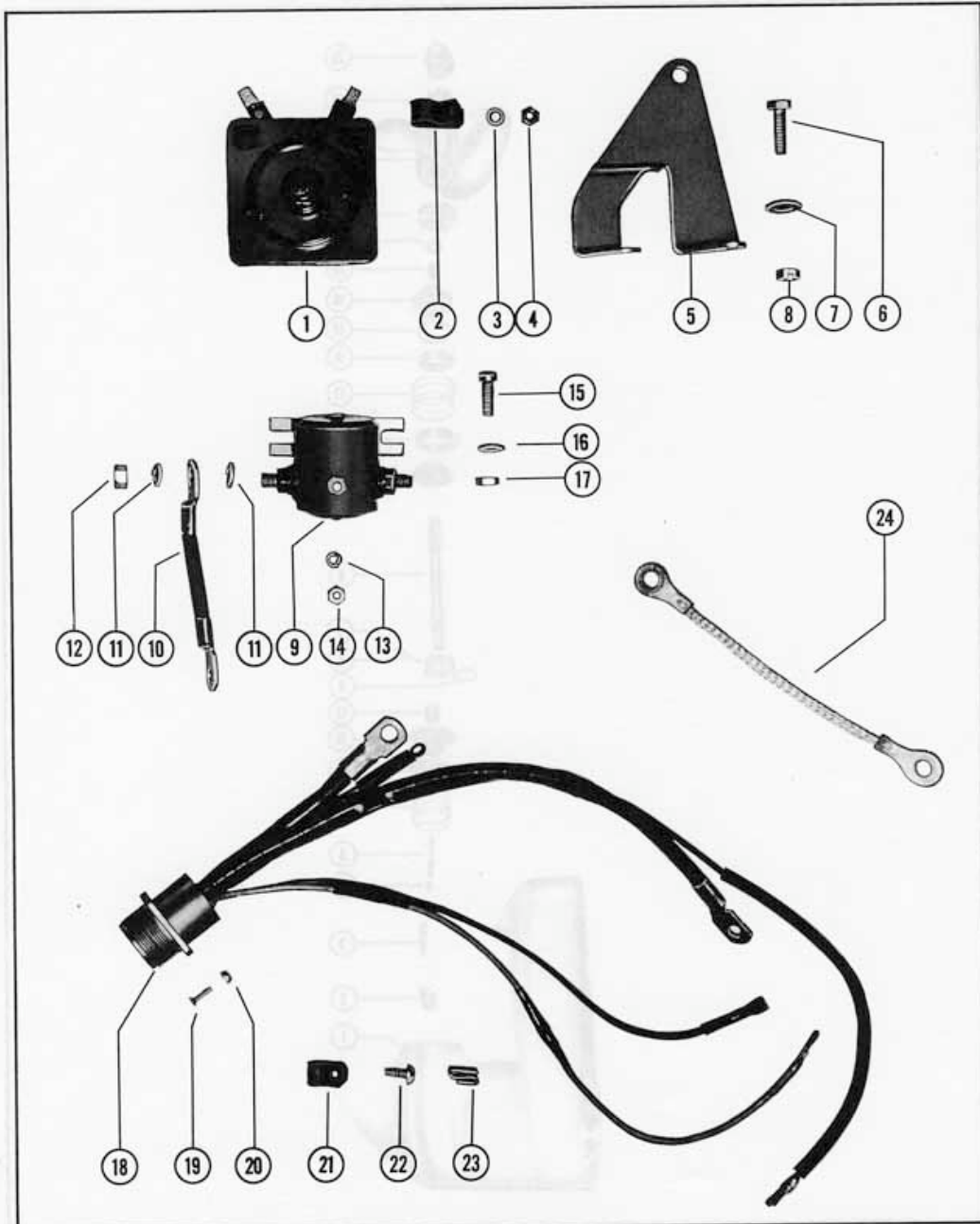
RECTIFIER, STARTER SOLENOID AND WIRING HARNESS

PART NO.	REF. NO.	DESCRIPTION	MARK 55E	MARK 55E	MARK 55E	MARK 55E
			-1	-2	-3	-4
A-25571A1	-	Rectifier Assembly (replaces A-22692A1 Rectifier)	1	-	-	-
A-25730	-	Lead Wire, rectifier to wiring harness	1	-	-	-
A-25731	-	Lead Wire, rectifier to stator	2	-	-	-
A-25571	1	Rectifier	-	1	1	1
C-54-22627	2	Clamp, wiring harness	2	-	-	-
C-12-26014	3	Washer, wiring harness clamp to starter	2	-	-	-
C-11-20645	4	Nut, wiring harness clamp to starter	2	-	-	-
A-28597	5	Bracket, rectifier mounting	1	1	1	1
C-10-21091	6	Screw, bracket to bottom cowl	2	2	2	2
C-13-26992	7	Lockwasher, bracket screw	2	2	2	2
C-11-21825	8	Nut, bracket screw	2	2	2	2
A-22570	9	Solenoid, starter	1	-	-	-
A-32445A1	9	Solenoid, starter	-	1	1	1
A-24840	10	Wire, starter to starter solenoid	1	-	-	-
A-25596	10	Wire, starter to starter solenoid	-	1	1	1
C-13-26993	11	Lockwasher, solenoid terminal (5/16")	2	2	2	2
C-11-20083	12	Nut, solenoid inside terminal (5/16")	1	1	1	1
C-11-26062	12	#Nut, cap - solenoid outside terminal (5/16")	1	1	1	1
C-13-26996	13	Lockwasher, solenoid terminal (#10)	1	1	1	1
C-11-20645	14	Nut, solenoid terminal (#10)	1	1	1	1
C-10-24866	15	Screw, solenoid to bottom cowl	2	-	-	-
C-10-29238	15	Screw, solenoid to starter	-	2	2	2
C-13-25244	16	Lockwasher, solenoid screw	2	-	-	-
C-13-26992	16	Lockwasher, solenoid screw	-	2	2	2
C-11-21825	17	Nut, solenoid screw	2	-	-	-
A-23920	18	Wiring Harness (internal)	1	-	-	-
A-25570	18	Wiring Harness (internal)	-	1	1	-
A-26129	18	▲Wiring Harness (internal)	-	-	1	1
C-10-24831	19	Screw, wiring harness to bottom cowl	4	4	4	-
C-11-24832	20	Nut, wiring harness fastening screw	4	4	4	-
C-26079	--	▲Plate, backing - wiring harness	-	-	1	1
C-10-26128	--	▲Screw, backing plate to bottom cowl	-	-	4	4
C-54-24836	21	Clip, wiring harness lead to crankcase	1	1	2	2
C-10-25255	22	Screw, wiring harness clip fastening	1	1	2	2
C-54-22783	23	"S" Clip, wiring harness leads to bottom cowl	3	3	3	3
A-24834A1	24	Ground Strap Assembly, block to bottom cowl	1	-	-	-
A-30109	24	Ground Strap Assembly, block to bottom cowl	-	1	1	1

# Use on outside terminal (5/16") to prevent shorting thru Wrap Around Cowl.

▲ Started with Serial #1090100 on Mark 55E-3 engines.

RECTIFIER, STARTER SOLENOID AND WIRING HARNESS



MARK 55L AND MARK 55EL PARTS LIST

Parts listed below are for the Mark 55L and Mark 55EL engines and are used in place of Mark 55 and Mark 55E corresponding part(s) as shown in parentheses following description of part. All other parts are identical of those used on Mark 55 and Mark 55E engines, therefore, please refer to preceding pages of this parts list when ordering.

SERIAL NUMBERS:	-1	-2
Mark 55L . . . . .	905500 thru 905749 906002 thru 906251	983520 thru 983919 . . . . .
Mark 55EL . . . . .	905750 thru 905999 906252 thru 906501	969420 thru 969519 . . . . .
SERIAL NUMBERS:	-3	-4
Mark 55L . . . . .	. . . . .	1139336 thru 1139535 1152046 thru 1152195
Mark 55EL . . . . .	1096982 thru 1097499 1106506 thru 1106525	1137586 thru 1137785 1151046 thru 1151395

PART NO.	DESCRIPTION	MARK 55L	MARK 55EL	MARK 55L	MARK 55EL	MARK 55L	MARK 55EL
		-1	-1	-2	-2	-3	-3
A-1524-946A1	Housing, drive shaft (A-1522-1567)	1	1	1	1	1	1
A-1535-1566	Housing, drive shaft (A-1522-1567)						#1
A-27898	Baffle, exhaust relief (A-24945)						#1
A-32-25076	Tube, water inlet (A-32-25187)						1
A-45-29618A1	Drive Shaft (A-45-29617A1)						1
A-25163	Shaft, shift - upper (A-25180)						1
A-25164	Rod, push - reverse lock (A-25190)						1
A-27886	Rod, push - reverse lock (A-25190)						1
A-1433-971	Swivel Bracket (A-1401-970)	1	1	1	1		
A-1433-1124A1	Swivel Bracket Assembly (A-1401-1080A1)						1
A-1442-1400A1	Swivel Bracket Assembly (A-1401-1080A1)						1
A-17-27740A2	Swivel Pin Assembly (A-25182A1, A-17-25175A1 & A-17-27739A2)	1	1	1	1		1
A-1427-1310A1	Clamp Bracket Assembly (A-1427-1081A1)						2
A-1440-1464A1	Clamp Bracket Assembly (A-1427-1310A1)						#2
A-28403A3	Thumb Screw Assembly (A-22477A1)						#2
A-12-28404	Washer, thumb screw (A-12-26227)						#2
A-27081	Lever, tilt stop (A-20215 & A-26864)						2
-----	Spacer, tilt stop lever (A-23-20216) - Not required on Mark 55L and Mark 55EL engines.						2
C-10-27792	Screw, tilt stop lever anchor (C-10-20217)						2
C-10-27791	Screw, tilt stop lever retaining (C-10-27790)						2
A-25128	Cover, upper mount - outside (A-24935)	4	4	4	4		4
A-10-25129	Screw, upper mount cover (C-10-28774)	4	4	4	4		4
A-38-25080	Serial Plate (A-38-23535)	1	1				

\*Use on "L" engines starting with Serial #1151046 and up.

NOTE: All Mark 55L and Mark 55EL engines from Serial #905750 and up have 11 spline propeller shafts. Any engines prior to this serial number were built with 16 spline propeller shafts.

NOTE: The C-25-28374A1 Bushing Assembly (see reference #18 on Page 30) was used on the following "L" engines:

906003 thru 906024      906053 and up

NOTE: Parts as listed below were first used on Mark 55EL-3 engines starting with Serial #1097320. These parts were changed to incorporate the use of a large diameter tilt lock Pin (1/8") and must be replaced on a unit on all engines below this serial number.

A-1427-1310A1      Clamp Bracket Assembly  
A-17-30607A1      Tilt Lock Pin Assembly  
A-26903A2      Reverse Lock Assembly

REMOTE CONTROLS, STARTER MOTORS AND FUEL TANKS

For reference to remote control, starter motor, fuel tank, etc. not shown in this Parts List, please refer to the section in your Accessory Parts List as indicated below:

		Refer to Section
A-1225-1529A7	Fuel Tank Assembly	"D"
A-29479A4	Fuel Line	"D"
C-29564-S	Remote Control Assembly	"B"
C-20002A34	Remote Control Assembly (Standard)	"B"
A-26790A	Remote Control Assembly (electric - new style)	"B"
A-25675A	Remote Control Assembly (electric - old style)	"B"
A-25763A	Shorting Switch Assembly	"B"
A-50-32403	Starter Motor Assembly (Delco-Remy)	"E"
A-23713A1	Starter Motor Assembly (old style)	"E"
-----	Starter Mechanism (old style starter)	"E"
A-36182A1	Steering Handle Assembly	"C"
-----	Propellers	"F"

# MARK 6 and MARK 6A PARTS LIST

## SERIAL NUMBERS:

Mark 6 . . . . .	888005 thru 892530
Mark 6-1 . . . . .	892531 thru 901584
Mark 6-2 . . . . .	901627 thru 1051992
Mark 6-3 . . . . .	1051993 thru 1128535
Mark 6-4 . . . . .	1128536 thru 1134535
Mark 6A . . . . .	1184570 and up

AR = As Required

## INDEX:

	<u>Page</u>
Bottom Cowl and Fuel Pump Assembly . . . . .	10
Carburetor Assembly. . . . .	6
Choke Assembly . . . . .	6
Clamp and Swivel Bracket Assembly . . . . .	12
Crankcase and Bearing Housing Assembly . . . . .	9
Crankshaft and Center Main Bearing . . . . .	8
Cylinder Block Assembly . . . . .	7
Drive Shaft Housing. . . . .	13
Gear Housing Assembly . . . . .	14
Magneto Assembly (Phelon) . . . . .	4
Magneto Assembly (Scintilla) . . . . .	5
Piston and Connecting Rod Assembly . . . . .	8
Fuel Tank Assembly . . . . .	(See Note Below)
Starter Assembly . . . . .	3
Steering Handle Assembly . . . . .	11
Top Cowl Assembly (MK6, MK6-1, MK6-2, MK6-3 and MK6-4). . . . .	1
Top Cowl Assembly (MK6A). . . . .	2

*NOTE: For reference to Fuel Tank Assembly (1203-335A4) not shown in this parts list, please refer to Section "D" in your Accessory Parts List.*

Gasket Set (motor overhaul). . . . .	27-23278
Decal Set (MK6 and MK6-1). . . . .	37-25097
Decal Set (MK6-2, MK6-3, MK6-4 and MK6A). . . . .	37-28736
Decal Set (white motors - MK6A) . . . . .	37-28803
Decal Solution (pint bottle) . . . . .	92-25143
Flushing Assembly. . . . .	23597A1
Shipping Carton (fuel tank) . . . . .	25037
Gasket and Packing Set (Carburetor). . . . .	1399-961
Repair Parts Kit (Carburetor). . . . .	1399-810
Mark 6 and Mark 6A Parts List, Complete . . . . .	90-32034

TOP COWL ASSEMBLY

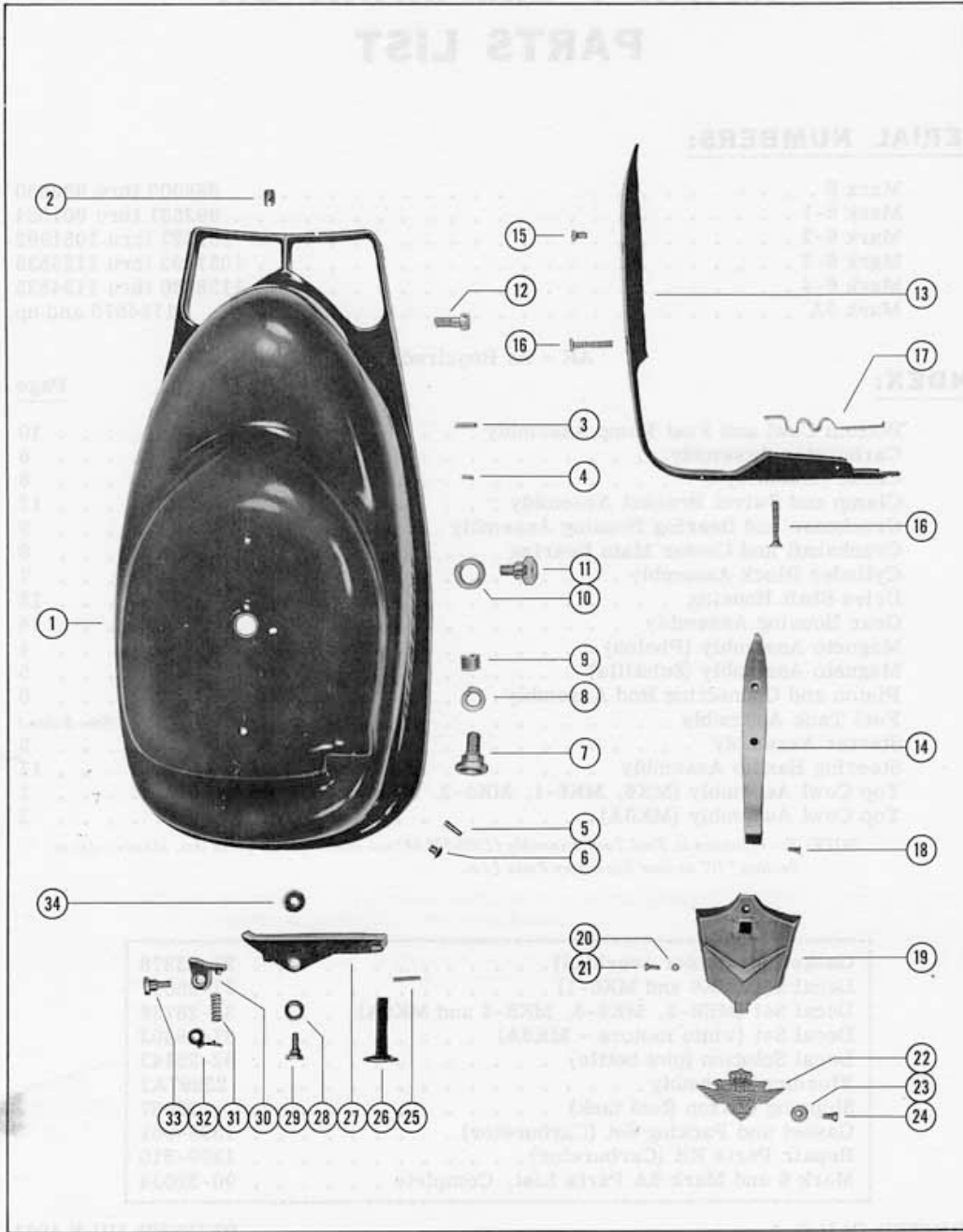
PART NO.	REF. NO.	DESCRIPTION	MK6	MK6 -1	MK6 -2	MK6 -3	MK6 -4
119-888A3	1	Top Cowl Assembly	1	1	-	-	-
119-1046A3	1	Top Cowl Assembly	-	-	1	1	1
21041	2	Insert, tap lock	1	1	1	1	1
17-22078	3	Pin, anchor - starter spring	1	1	1	1	1
17-20563	4	Pin, roll - sheave shaft retaining	1	1	1	1	1
17-24814	5	Pin, roll - locating	2	2	2	2	2
20721	6	Bumper, rubber - top cowl	2	2	2	2	2
23318	7	Guide, starter cable	1	1	1	1	1
13-20758	8	Lockwasher, cable guide	1	1	1	1	1
11-23320	9	Nut, cable guide to top cowl	1	1	1	1	1
13-22021	10	Lockwasher, sheave shaft to top cowl screw	1	1	1	1	1
10-23530	11	Screw, sheave shaft to top cowl	1	1	1	1	1
10-24852	12	Screw, top cowl to bottom cowl	1	1	1	1	1
23927	13	Handle, top cowl	1	1	-	-	-
25498	14	Handle, top cowl	-	-	1	1	1
10-24942	15	Screw, handle to top cowl (7/16")	1	1	-	-	-
10-25501	15	Screw, handle to top cowl (1/2")	-	-	1	1	1
10-24828	16	Screw, handle to top cowl (1 1/4")	2	2	1	1	1
24924	17	Catch, draw bolt	1	1	1	1	1
10-21424	18	Screw, handle to shield (1/2")	-	-	1	-	-
10-26537	18	Screw, handle to shield (1/2")	-	-	-	1	1
25497A1	--	Shield Assembly, front cowl	-	-	-	1	1
25497	19	Shield, front cowl	-	-	1	1	1
26183A	--	Emblem, front cowl shield (see note below)	-	-	-	1	1
13-26996	20	Lockwasher, shield and draw bolt catch to top cowl	-	-	3	3	3
10-20665	21	Screw, shield and draw bolt catch to top cowl	-	-	3	3	3
25499	22	Emblem, front shield	-	-	1	-	-
12-20346	23	Washer, emblem to shield screw	-	-	1	-	-
10-21562	24	Screw, emblem to shield	-	-	1	-	-
17-24800	25	Pin, forward knob to trip lever	1	1	1	1	1
23917	26	Knob, forward	1	1	1	1	1
22865	27	Lever, trip - neutral	1	1	1	1	1
12-22887	28	Washer, trip lever to top cowl screw (top)	1	1	1	1	1
10-22866	29	Screw, trip lever to top cowl	1	1	1	1	1
22867	30	Detent, neutral	1	1	1	1	1
24-22870	31	Spring, detent	1	1	1	1	1
22869	32	Retainer, detent spring	1	1	1	1	1
10-22868	33	Screw, detent spring to top cowl	1	1	1	1	1
12-22894	34	Washer, trip lever to top cowl screw (bottom)	1	1	1	1	1

NOTE: Emblems for replacement may be ordered in two (2) different color combinations as listed below. Be sure and specify color combination required by adding A1 or A2 suffix to emblem part number 26183:

26183A1 Emblem (black background with red and aluminum lettering)  
 26183A2 Emblem (aluminum background with red and gold lettering)  
 92-27109 Adhesive Compound (3/4 ounce kit) emblem fastening

TOP COWL ASSEMBLY

PARTS LIST



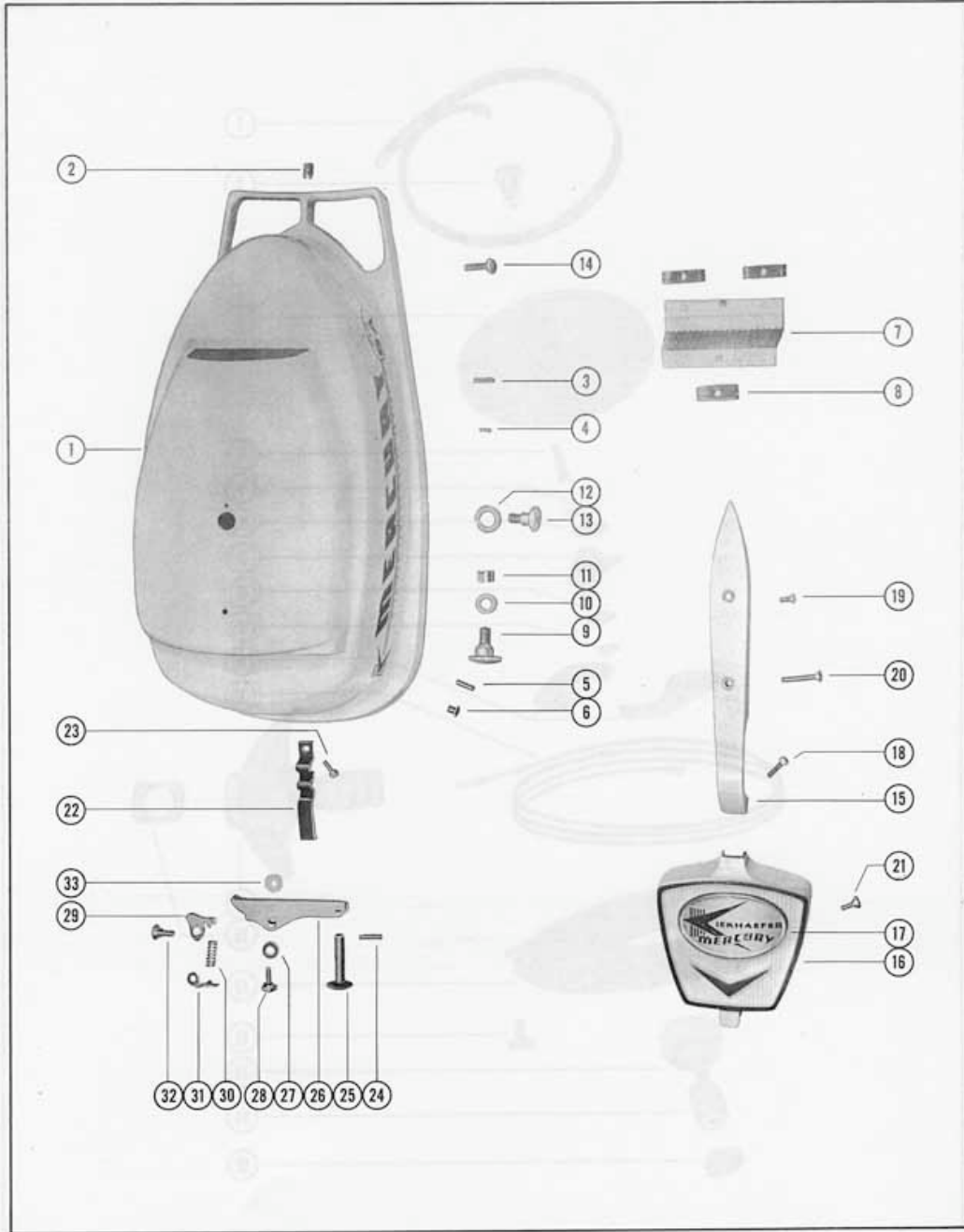
TOP COWL ASSEMBLY

PART NO.	REF. NO.	DESCRIPTION	MK6A
119-1503A3	1	Top Cowl Assembly	1
21041	2	Insert, tap lock	1
17-22078	3	Pin, anchor - starter spring	1
17-20563	4	Pin, roll - sheave shaft retaining	1
17-24814	5	Pin, roll - locating	2
20721	6	Bumper, rubber - top cowl	2
28768	7	Screen, vent - top cowl	1
11-22425	8	Nut, screen to top cowl	3
23318	9	Guide, starter cable	1
13-20758	10	Lockwasher, cable guide	1
11-23320	11	Nut, cable guide to top cowl	1
13-22021	12	Lockwasher, sheave shaft screw	1
10-23530	13	Screw, sheave shaft to top cowl	1
10-24852	14	Screw, top cowl to bottom cowl	1
28769	15	Handle, top cowl	1
28677A1	16	Shield Assembly, front cowl	1
26183A	17	Emblem, front cowl shield ( <i>see note below</i> )	1
10-28704	18	Screw, handle to shield (5/8")	1
10-25501	19	Screw, handle to top cowl (1/2")	1
10-24828	20	Screw, handle to top cowl (1 1/4")	1
10-28705	21	Screw, shield to cowl	2
24924	22	Catch, draw bolt	1
10-28705	23	Screw, draw bolt catch to cowl	1
17-24800	24	Pin, forward knob to trip lever	1
23917	25	Knob, forward	1
22865	26	Lever, trip - neutral	1
12-22887	27	Washer, trip lever screw (top)	1
10-22866	28	Screw, trip lever to top cowl	1
22867	29	Detent, neutral	1
24-22870	30	Spring, detent	1
22869	31	Retainer, detent spring	1
10-22868	32	Screw, detent to top cowl	1
12-22894	33	Washer, trip lever screw (bottom)	1

NOTE: Emblems for replacement may be ordered in two (2) different color combinations as listed below. Be sure and specify color combination required by adding A1 or A2 suffix to emblem part number 26183:

- 26183A1 Emblem (black background with red and aluminum lettering)
- 26183A2 Emblem (aluminum background with red and gold lettering)
- 92-27109 Adhesive Compound (3/4 ounce kit) emblem fastening

# TOP COWL ASSEMBLY

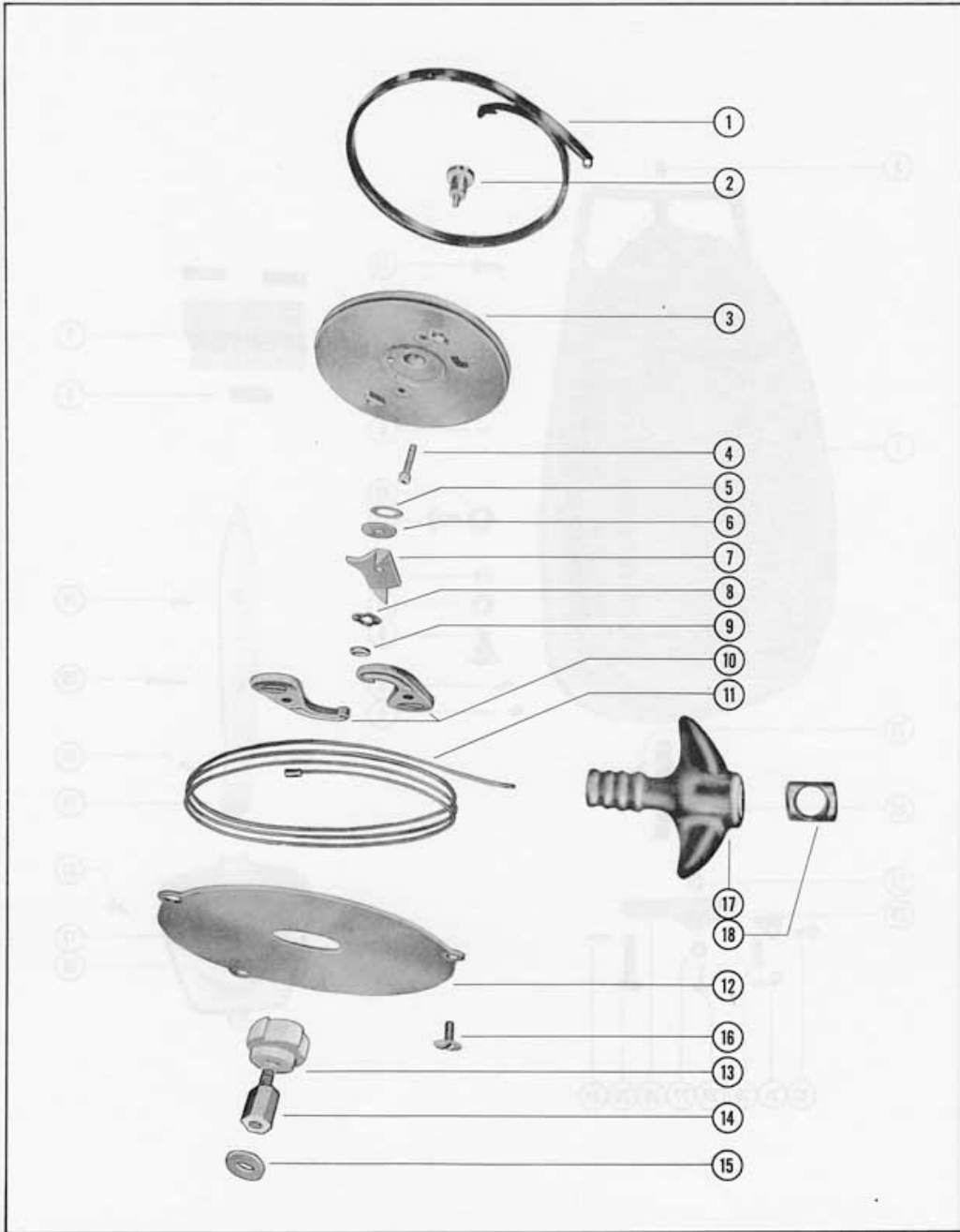




STARTER ASSEMBLY

PART NO.	REF. NO.	DESCRIPTION	MK6	MK6 -1	MK6 -2	MK6 -3	MK6 -4	MK6A
24-24081	1	Spring, starter	1	1	1	1	1	1
24170	2	Shaft, starter sheave	1	1	1	1	1	1
24080A5	3	Starter Sheave Assembly	1	1	1	1	1	1
17-24171	-	Pin, retainer	1	1	1	1	1	1
17-20564	-	Pin, spring anchor	1	1	1	1	1	1
24078	-	Thread Guard	2	2	2	2	2	2
10-24776	4	Screw, sheave reinforcing	2	2	2	2	2	2
15-20767	5	Shim, sheave shaft (.010)	1	1	1	1	1	1
12-24172	6	Washer, sheave shaft	1	1	1	1	1	1
24085	7	Retainer, starter pawl	1	1	1	1	1	1
13-20511	8	Washer, wave	1	1	1	1	1	-
13-28943	8	Washer, wave	-	-	-	-	-	1
24169	9	Collar, sheave shaft	1	1	1	1	1	1
24181A1	10	Starter Pawl Assembly	2	2	2	2	2	2
20793	--	Magnet, starter pawl	2	2	2	2	2	2
22681A1	11	Starter Cable Assembly	1	1	1	1	1	1
24082	12	Plate, friction	1	1	1	1	1	1
22680	13	Ratchet, starter	1	1	1	1	1	1
23-24805	14	Spacer, starter ratchet	1	1	1	1	1	1
12-20959	15	Washer, starter ratchet	AR	-	-	-	-	-
12-22248	15	Washer, starter ratchet	-	AR	AR	AR	AR	-
12-27025	15	Washer, starter ratchet	-	-	-	-	-	1
10-22491	16	Screw, friction plate to top cowl	3	3	3	3	3	3
20662	17	Handle, starter cable	1	1	1	1	1	1
24804	18	End Cap, starter handle	1	1	1	1	1	1

STARTER ASSEMBLY

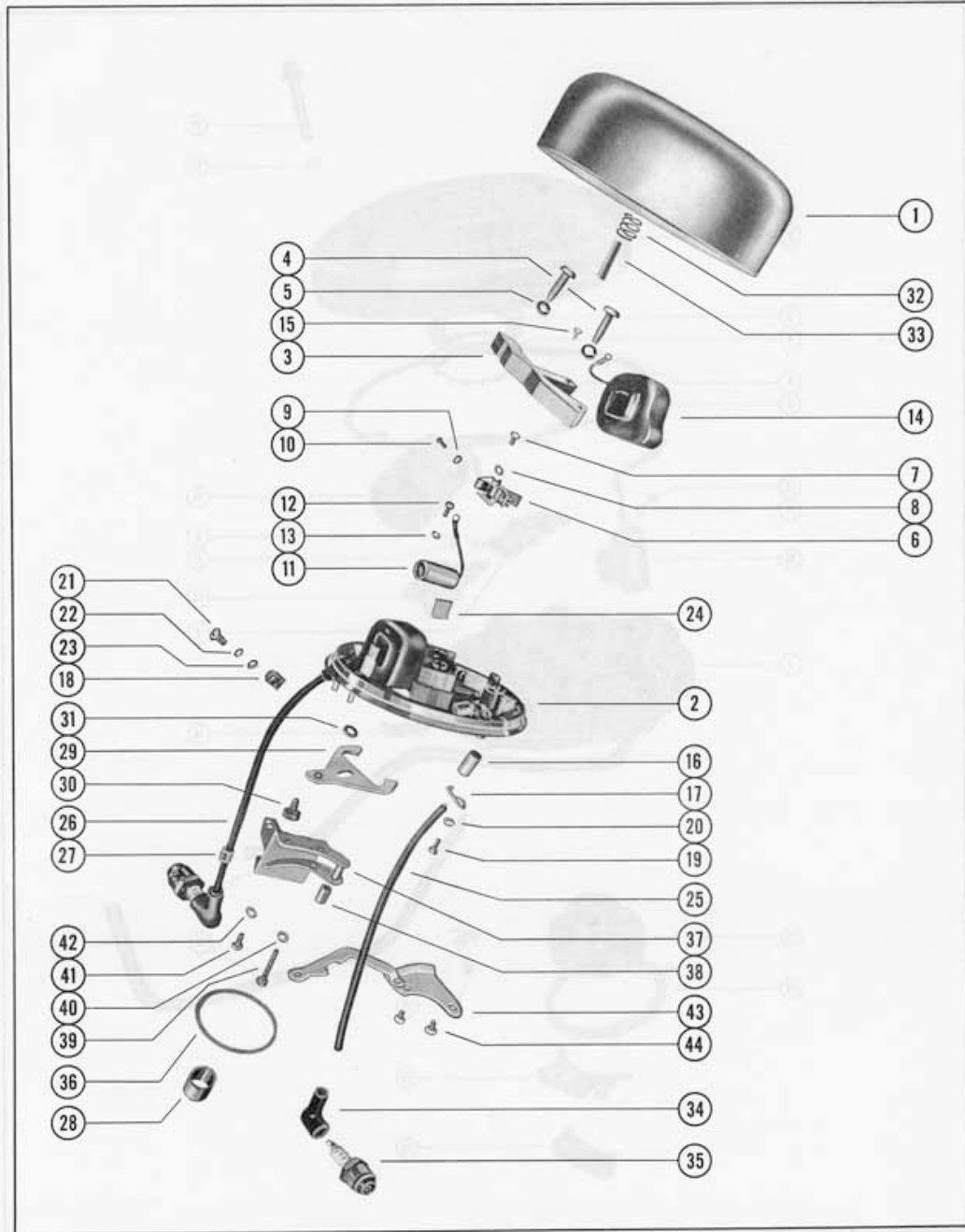


MAGNETO ASSEMBLY (PHELON)

PART NO.	REF. NO.	DESCRIPTION	MK6	MK6 -1	MK6 -2	MK6 -3	MK6 -4	MK6A
306-418	-	Magneto Assembly, Complete (Phelon)	1	1	*1	1	1	1
398-691	1	Flywheel	1	1	1	1	1	1
398-692A1	2	Stator Plate Assembly	1	1	1	1	1	1
398-692	3	Stator and Core	1	1	1	1	1	1
398-963	4	Screw, core fastening	4	4	4	4	4	4
13-21144	5	Lockwasher, core screw	4	4	4	4	4	4
398-174	6	Breaker Point Assembly	2	2	2	2	2	2
10-21133	7	Screw, fixed contact	2	2	2	2	2	2
13-21134	8	Lockwasher, fixed contact screw	2	2	2	2	2	2
12-21135	9	Washer, breaker connection screw	2	2	2	2	2	2
10-23976	10	Screw, breaker connection	2	2	2	2	2	2
398-693	11	Condenser	2	2	2	2	2	2
10-21136	12	Screw, condenser attaching	2	2	2	2	2	2
13-21134	13	Lockwasher, condenser screw	2	2	2	2	2	2
398-173	14	Coil, ignition	2	2	2	2	2	2
10-21130	15	Screw, ground terminal	2	2	2	2	2	2
32-21137	16	Tube, lead wire	2	2	2	2	2	2
398-179	17	Clamp, lead wire tube	2	2	2	2	2	2
398-182	18	Clamp, lead wire tube (plastic)	2	2	2	2	2	2
10-23977	19	Screw, lead wire clamp	2	2	2	2	2	2
13-21134	20	Lockwasher, lead wire clamp screw	2	2	2	2	2	2
10-23977	21	Screw, lead wire plastic clamp	2	2	2	2	2	2
13-21134	22	Lockwasher, plastic clamp screw	2	2	2	2	2	2
12-21135	23	Washer, plastic clamp screw	2	2	2	2	2	2
398-192	24	Wiper, cam (felt)	1	1	1	1	1	1
398-193	24	Wiper, cam (felt)	1	1	1	1	1	1
398-1085	25	Lead, high tension (bottom)	1	1	1	1	1	1
398-965	26	Lead, high tension (top)	1	1	1	1	1	1
20623	27	Marker, "top" - lead wire	1	1	1	1	1	1
398-694	28	Cam, breaker	1	1	1	1	1	1
23019	29	Clamp, magneto friction	2	2	2	2	2	2
10-23018	30	Screw, friction clamp to stator plate	2	2	2	2	2	2
13-26992	31	Lockwasher, friction clamp screw	2	2	2	2	2	2
24-22677	32	Spring, magneto	1	1	1	1	1	1
28-22676	33	Key, flywheel (2 1/16")	1	-	-	-	-	-
28-22818	33	Key, flywheel (1 29/32")	-	1	1	1	1	1
20119	34	Protector, spark plug	2	2	2	2	2	2
24-24949	--	Spring, lead wire guide	2	-	-	-	-	-
12-20192	--	Washer, lead wire guide spring	2	-	-	-	-	-
33-22805	35	Spark Plug (Champion J-7-J)	2	2	2	2	2	2
33-28916	35	Spark Plug (A. C. M-45)	2	2	2	2	2	2
15-22371	36	Shim, magneto pilot (.015)	1	1	1	1	1	1
22674A1	37	Throttle Cam Assembly	1	1	1	1	1	1
23-20618	38	Spacer, throttle cam	1	1	1	1	1	1
10-22031	39	Screw, throttle cam attaching (long)	1	1	1	1	1	-
10-28706	39	Screw, throttle cam attaching (long)	-	-	-	-	-	1
13-22675	40	Lockwasher, throttle cam screw	1	1	1	1	1	-
10-20616	41	Screw, throttle cam attaching (short)	1	1	1	1	1	-
10-28707	41	Screw, throttle cam attaching (short)	-	-	-	-	-	1
13-26991	42	Lockwasher, throttle cam screw	1	1	1	1	1	-
22904A1	43	Limit Plate and Link Assembly	1	1	1	1	1	1
10-22028	44	Screw, limit plate fastening	2	2	2	2	2	2

\* Refer to page 5 for those Mark 6-2 engines produced with Scintilla Magneto.

MAGNETO ASSEMBLY (PHELON)



MAGNETO ASSEMBLY (SCINTILLA)

PART NO.	REF. NO.	DESCRIPTION	MKG -2
308-440	-	Magneto Assembly, Complete (Scintilla)	1
399-119	1	Plate, stator	1
399-131	2	Cover, magneto	1
12-20885	3	Washer, felt - magneto cover	1
399-132	4	Ring, lock - magneto cover	1
27-20600	5	Gasket, magneto cover	1
10-20879	6	Screw and Lockwasher, breaker assembly mounting	2
10-20880	-	Screw and Lockwasher, cable clip	2
399-1151	-	Clip, cable	2
399-121A1	7	Breaker Assembly	2
13-20378	8	Lockwasher, terminal nut	2
11-20881	9	Nut, terminal	2
10-20883	10	Screw, condenser mounting	2
13-20882	11	Lockwasher, condenser mounting screw	2
399-123	12	Condenser	2
399-125	13	Coil, ignition	2
399-126	14	Clip, coil	4
399-129	15	Insulator, high tension lead	2
399-1152	16	Clamp, high tension lead	2
10-20884	17	Screw and Lockwasher, high tension lead clamp	2
12-20878	--	Washer, high tension lead clamp screw	2
399-1248	18	Lead, high tension - short	1
399-1154	19	Lead, high tension - long	1
399-1155	20	Magnet, rotating	1
10-20602	21	Screw and Lockwasher, cover fastening	4
12-20603	22	Washer, cover fastening screw	4
204-455	--	Flywheel	1
28-22818	--	Key, flywheel	1
15-22371	23	Shim, magneto pilot (.015)	1
24-24347	24	Spring, magneto hold down	2
399-787	25	Plate, magneto flange	1
399-459A1	--	Limit Plate and Link Assembly	1
10-23095	--	Screw, limit plate and flange plate fastening	4

NOTE: Serial numbers of Mark 6-2 engines built with 308-440 Magneto Assembly:

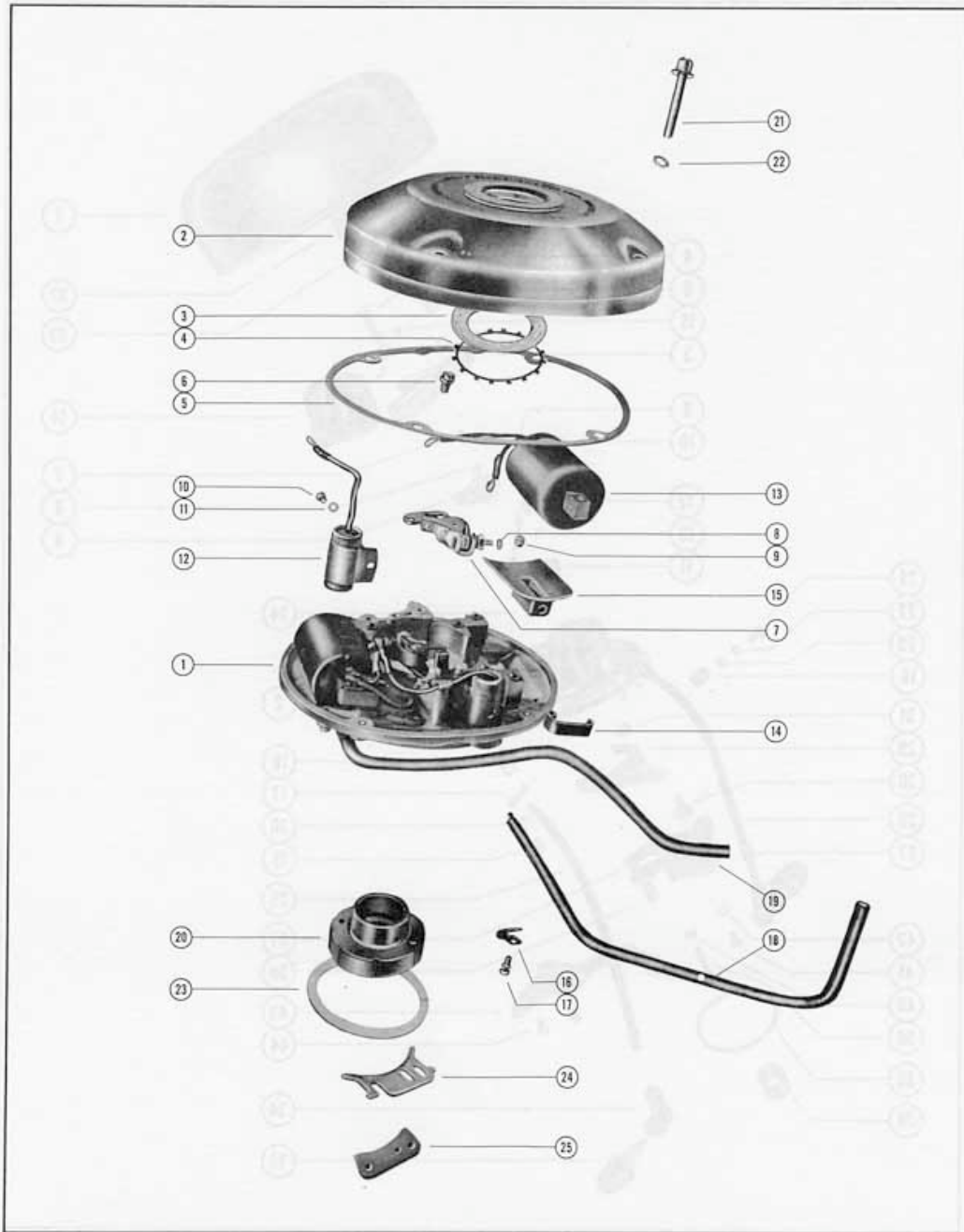
902565 thru 905499

950276 thru 951308

953669 thru 955803

All other Mark 6 engines were built with 306-418 Magneto Assembly.

MAGNETO ASSEMBLY (SCINTILLA)



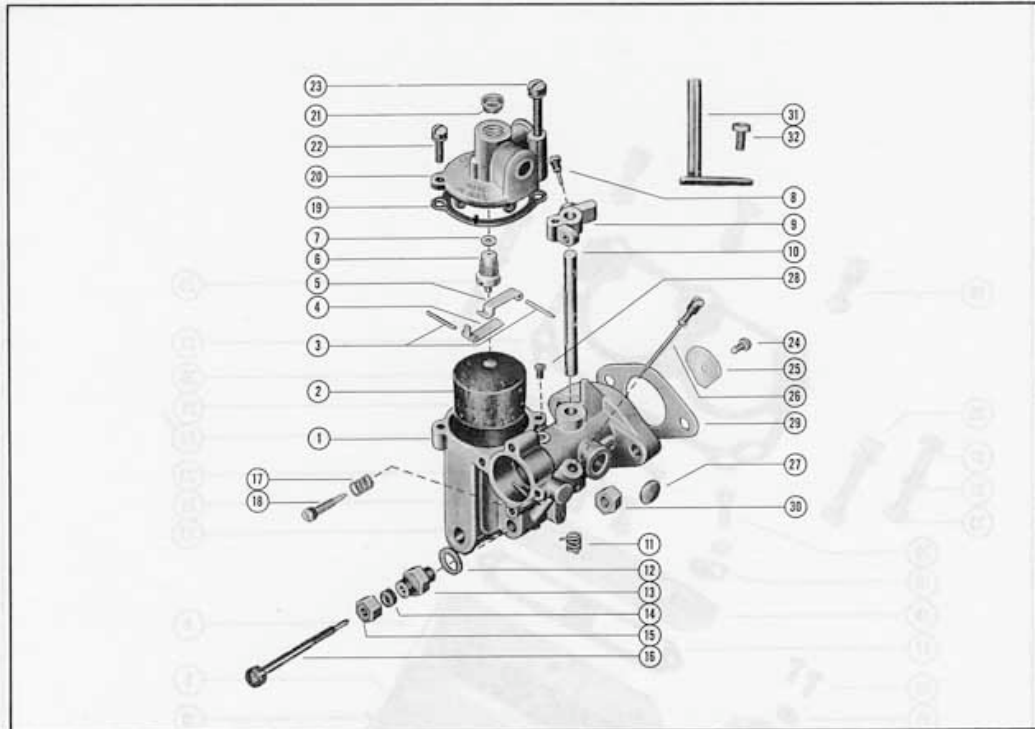
CARBURETOR ASSEMBLY

PART NO.	REF. NO.	DESCRIPTION	MKG	MKG -1	MKG -2	MKG -3	MKG -4	MKG A
1304-415	1	Carburetor Assembly, Complete	1	1	1	1	1	1
1399-110A1	2	Float Assembly	1	1	1	1	1	1
17-20853	3	Pin, float lever pinion	2	2	2	2	2	2
1399-102	4	Lever, float (lower)	1	1	1	1	1	1
1399-101	5	Lever, float (upper)	1	1	1	1	1	1
1399-1138	6	Inlet Needle and Seat	1	1	1	1	1	1
27-25033	7	Gasket, inlet needle and seat	1	1	1	1	1	1
10-20847	8	Screw, throttle stop lever	1	1	1	1	1	1
1399-97	9	Lever, throttle stop	1	1	1	1	1	1
1399-438	10	Shaft, throttle	1	1	1	1	1	1
24-20869	11	Spring, throttle return	1	1	1	1	1	1
27-20848	12	Gasket, adjustment screw gland	1	1	1	1	1	1
1399-94	13	Gland, main adjustment screw	1	1	1	1	1	1
1399-108	14	Packing, main adjustment screw	1	1	1	1	1	1
11-20849	15	Nut, main adjustment screw packing	1	1	1	1	1	1
1399-702	16	Screw, main adjustment	1	1	1	1	1	1
24-20856	17	Spring, idle adjustment screw	1	1	1	1	1	1
1399-220	18	Screw, idle adjustment	1	1	1	1	1	1
1399-99	19	Gasket, float bowl cover	1	1	1	1	1	1
1399-701	20	Cover, float bowl	1	1	1	1	1	1
1399-436	21	Screen, inlet	1	1	1	1	1	1
10-20854	22	Screw and Lockwasher, cover mounting (short)	1	1	1	1	1	1
10-20857	23	Screw and Lockwasher, cover mounting (long)	1	1	1	1	1	1
10-23035	24	Screw and Lockwasher, throttle shutter	1	1	1	1	1	1
1399-699	25	Shutter, throttle	1	1	1	1	1	1
1399-700A1	26	Tube Assembly, by-pass	1	1	1	1	1	1
19-20011	27	Welch Plug, body channel	1	1	1	1	1	1
1399-95	--	Lead Shot, channel plug	2	2	2	2	2	2
10-20870	28	Screw, drill plug - outlet tube	1	1	1	1	1	1
1399-961	--	Gasket and Packing Set	1	1	1	1	1	1
1399-810	--	Repair Parts Kit	1	1	1	1	1	1
27-22023	29	Gasket, carburetor to crankcase	1	1	1	1	1	1
12-20583	--	Washer, carburetor mounting stud	2	2	2	2	2	-
11-21825	30	Nut, carburetor mounting stud	2	2	2	2	2	2
20596A2	31	Throttle Lever Assembly	1	1	1	1	1	1
10-20597	32	Screw, throttle lever to carburetor	1	1	1	1	1	1

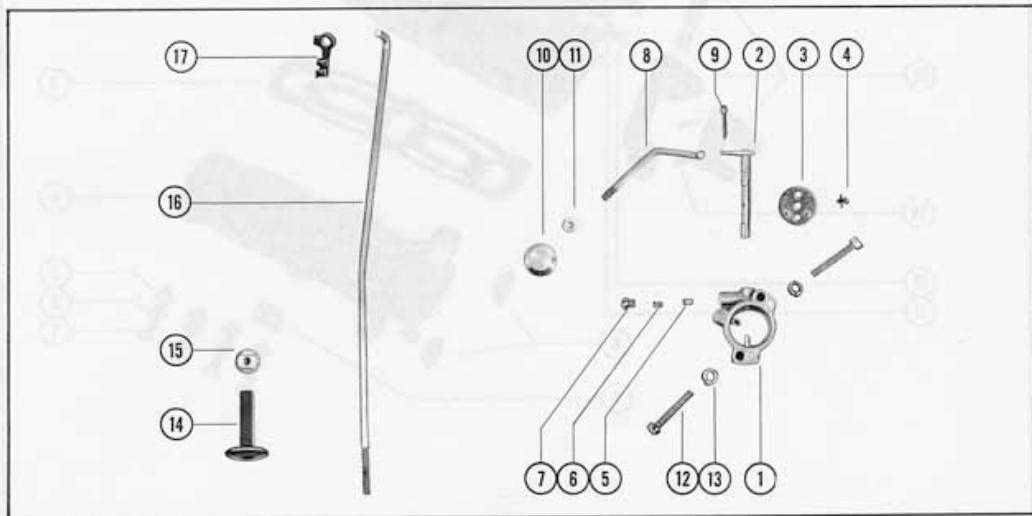
CHOKE ASSEMBLY

PART NO.	REF. NO.	DESCRIPTION	MKG	MKG -1	MKG -2	MKG -3	MKG -4	MKG A
22944A1	1	Choke Assembly	1	1	1	1	1	1
17-23034	-	Groove Pin, body	1	1	1	1	1	1
1399-449	2	Shaft Assembly	1	1	1	1	1	1
1399-450	3	Shutter	1	1	1	1	1	1
10-23035	4	Screw and Lockwasher, choke shutter	1	1	1	1	1	1
1399-451	5	Plug, friction	1	1	1	1	1	1
24-23233	6	Spring, friction plug	1	1	1	1	1	1
1399-453	7	Plug Screw, friction	1	1	1	1	1	1
24829	8	Rod, choke	1	1	1	1	1	1
18-20180	9	Cotter Pin, choke rod to shaft assembly	1	1	1	1	1	1
22274	10	Knob, choke	1	1	1	1	1	1
11-21923	11	Nut, choke rod stop	1	1	1	1	1	1
10-23702	12	Screw, choke assembly to baffle	2	2	2	2	2	-
10-28712	12	Screw, choke assembly to baffle	-	-	-	-	-	2
13-26996	13	Lockwasher, choke assembly to baffle screw	2	2	2	2	2	-
23918	14	Knob, neutral	1	1	1	1	1	1
22872	15	Cam, neutral	1	1	1	1	1	1
22873	16	Rod, neutral	1	1	1	1	1	1
54-22900	17	Clevis Clip, neutral rod	1	1	1	1	1	1

### CARBURETOR ASSEMBLY



### CHOKE ASSEMBLY

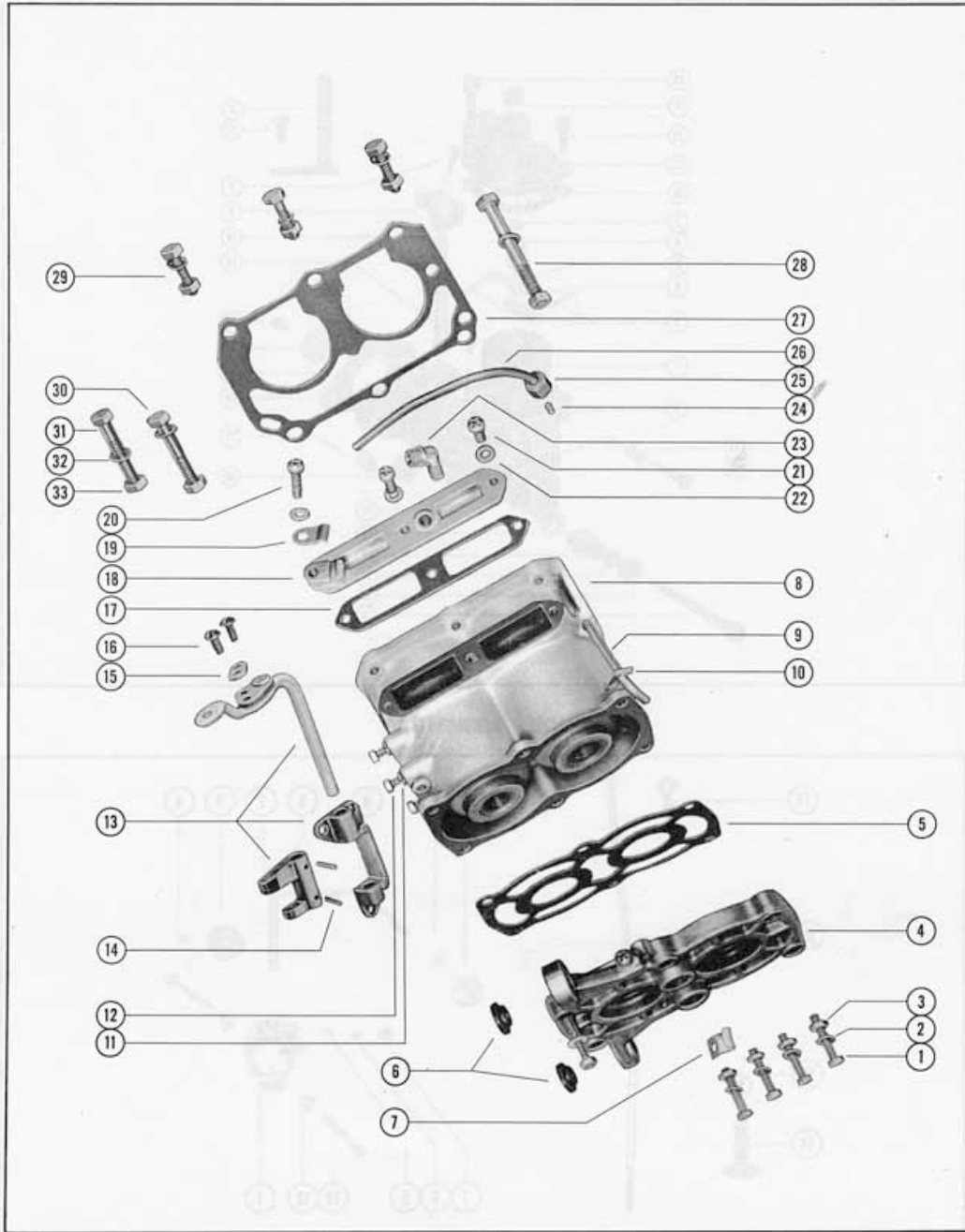




CYLINDER BLOCK ASSEMBLY

PART NO.	REF. NO.	DESCRIPTION	MK6	MK6 -1	MK6 -2	MK6 -3	MK6 -4	MK6A
10-22387	1	Screw, cylinder block cover (1")	4	6	6	6	6	6
10-22958	1	Screw, cylinder block cover (1 1/8")	2	-	-	-	-	-
12-20128	2	Washer, cylinder block cover screw	6	6	6	6	6	6
11-20645	3	Nut, cylinder block cover screw	6	6	6	6	6	6
1004-410	4	Cover, cylinder block	1	1	1	1	1	1
27-22655	5	Gasket, cylinder block cover to cylinder block	1	1	1	1	1	1
23-24806	6	Bushing, cylinder block cover	2	2	2	2	2	2
54-22595	7	Clip, ignition wire	2	2	2	2	2	2
809-380A5	8	Cylinder Block Assembly	1	1	1	1	1	1
19-21688	-	Welch Plug (1/2)	2	2	2	2	2	2
19-22579	-	Welch Plug (3/8)	3	3	3	3	3	3
32-22607	9	Tube, bleeder - cylinder block	1	1	1	1	1	1
54-22577	10	Clip, bleeder tube	1	1	1	1	1	1
13-26996	11	Lockwasher, bracket to cylinder block screw	3	3	3	3	3	-
10-22444	12	Screw, control bracket to cylinder block	3	3	3	3	3	-
10-28708	12	Screw, control bracket to cylinder block	-	-	-	-	-	3
20995A2	13	Pivot and Link Lever Assembly	1	1	1	1	1	1
17-22515	14	Pin, roll - pivot and link lever to bracket	2	2	2	2	2	2
54-22808	15	Clamp, control cable	1	1	1	1	1	1
10-21278	16	Screw, control cable clamp	2	2	2	2	2	2
27-22656	17	Gasket, intake cover plate to cylinder block	1	1	1	1	1	1
23534	18	Plate, intake cover	1	1	1	1	1	1
54-22517	19	Clip, control cable guide tube	1	1	1	1	1	1
10-22657	20	Screw, intake cover plate to cylinder block (3/4")	1	1	1	1	1	-
10-28789	20	Screw, intake cover plate to cylinder block (3/4")	-	-	-	-	-	1
10-22444	21	Screw, intake cover plate to cylinder block (1/2")	2	2	2	2	2	-
10-20665	21	Screw, intake cover plate to cylinder block (1/2")	-	-	-	-	-	2
12-20128	22	Washer, intake cover plate screw	3	3	3	3	3	3
22-22947	23	Elbow, intake cover plate to pressure line	1	1	1	1	1	1
22322	24	Sleeve, compression	1	1	1	1	1	1
11-22645	25	Nut, compression	1	1	1	1	1	1
32-22585	26	Tubing, control cable guide (upper end)	1	1	1	1	1	1
27-22518	27	Gasket, cylinder block to crankcase	1	1	1	1	1	1
10-22658	28	Screw, cylinder block to crankcase (2 3/8")	1	1	1	1	1	1
10-20653	29	Screw, cylinder block to crankcase (1")	3	3	3	3	3	3
10-22660	30	Screw, cylinder block to crankcase (1 3/4")	1	1	1	1	1	1
10-22659	31	Screw, cylinder block to crankcase (1 5/8")	1	1	1	1	1	1
12-20583	32	Washer, cylinder block to crankcase screw	6	6	6	7	7	-
11-21825	33	Nut, cylinder block to crankcase screw	6	6	6	6	6	6

# CYLINDER BLOCK ASSEMBLY



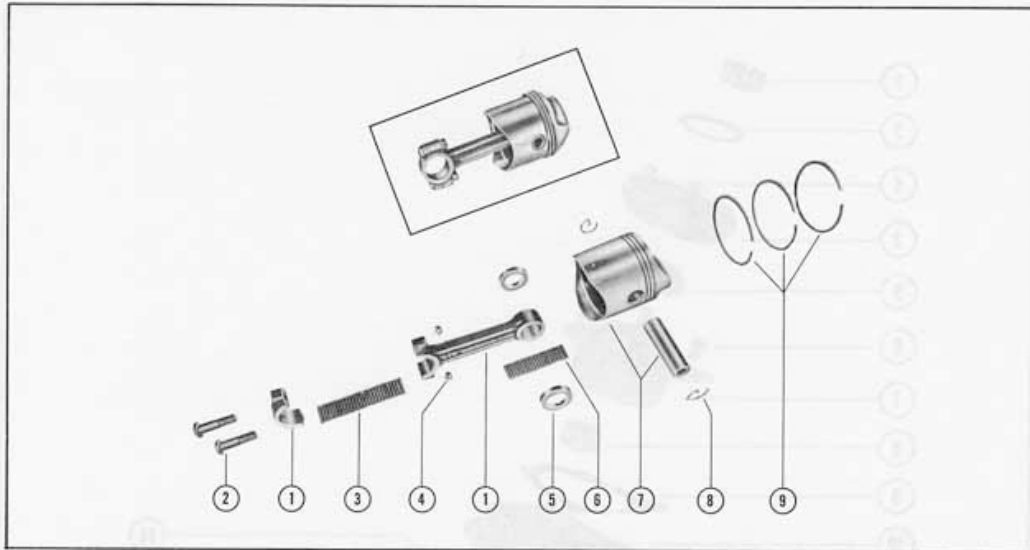
PISTON AND CONNECTING ROD ASSEMBLY

PART NO.	REF. NO.	DESCRIPTION	MK6	MK6 -1	MK6 -2	MK6 -3	MK6 -4	MK6A
605-378A1	1	Connecting Rod Assembly	2	2	2	2	2	2
10-21637	2	Screw, connecting rod	4	4	4	4	4	4
29-22591	3	Needle Bearing, crankpin	46	46	46	46	46	46
11-20565	4	Nut, connecting rod screw	4	4	4	4	4	4
12-22592	5	Washer, needle bearing retaining	4	4	4	4	4	4
29-22591	6	Needle Bearing, piston pin	34	34	34	34	34	34
703-379A1	7	Piston and Piston Pin Assembly	2	2	2	2	2	2
40-22652	8	Lock Ring, piston pin	4	4	4	4	4	4
39-22593	9	Piston Ring	6	6	6	6	6	6

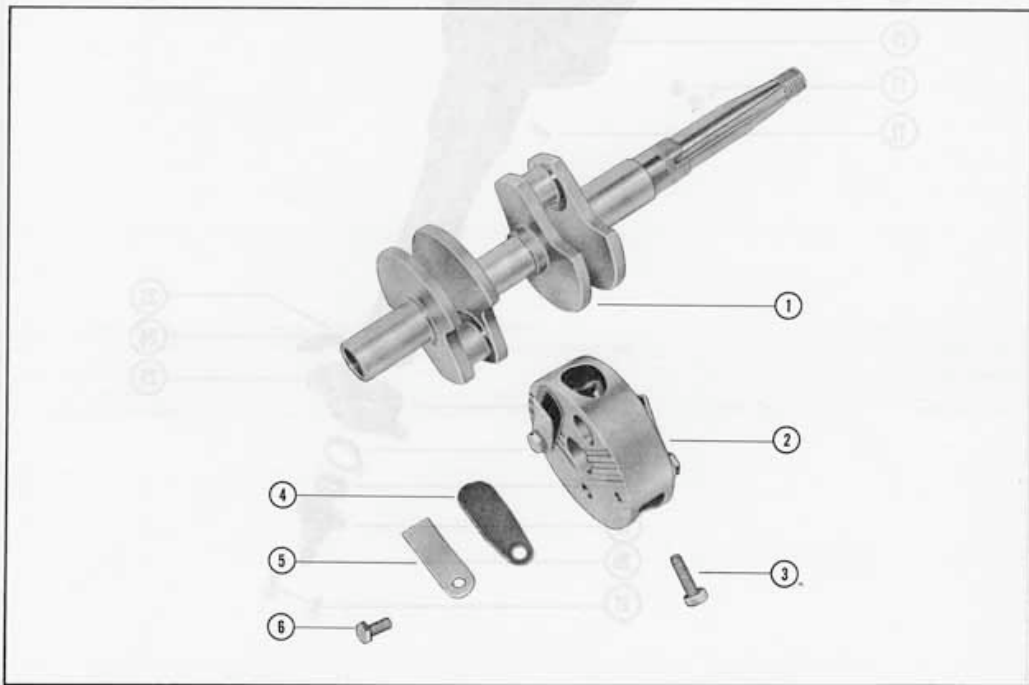
CRANKSHAFT AND CENTER MAIN BEARING

PART NO.	REF. NO.	DESCRIPTION	MK6	MK6 -1	MK6 -2	MK6 -3	MK6 -4	MK6A
409-388	1	Crankshaft	1	1	1	1	1	1
511-386	2	Center Main Bearing	1	1	1	1	1	1
10-22587	3	Screw, center main bearing clamping	2	2	2	2	2	2
34-23087	4	Reed Set, matched	1	1	1	1	1	1
34-21721	5	Plate, reed stop	4	4	4	4	4	4
10-21296	6	Screw, reed stop plate attaching	4	4	4	4	4	4

### PISTON AND CONNECTING ROD ASSEMBLY



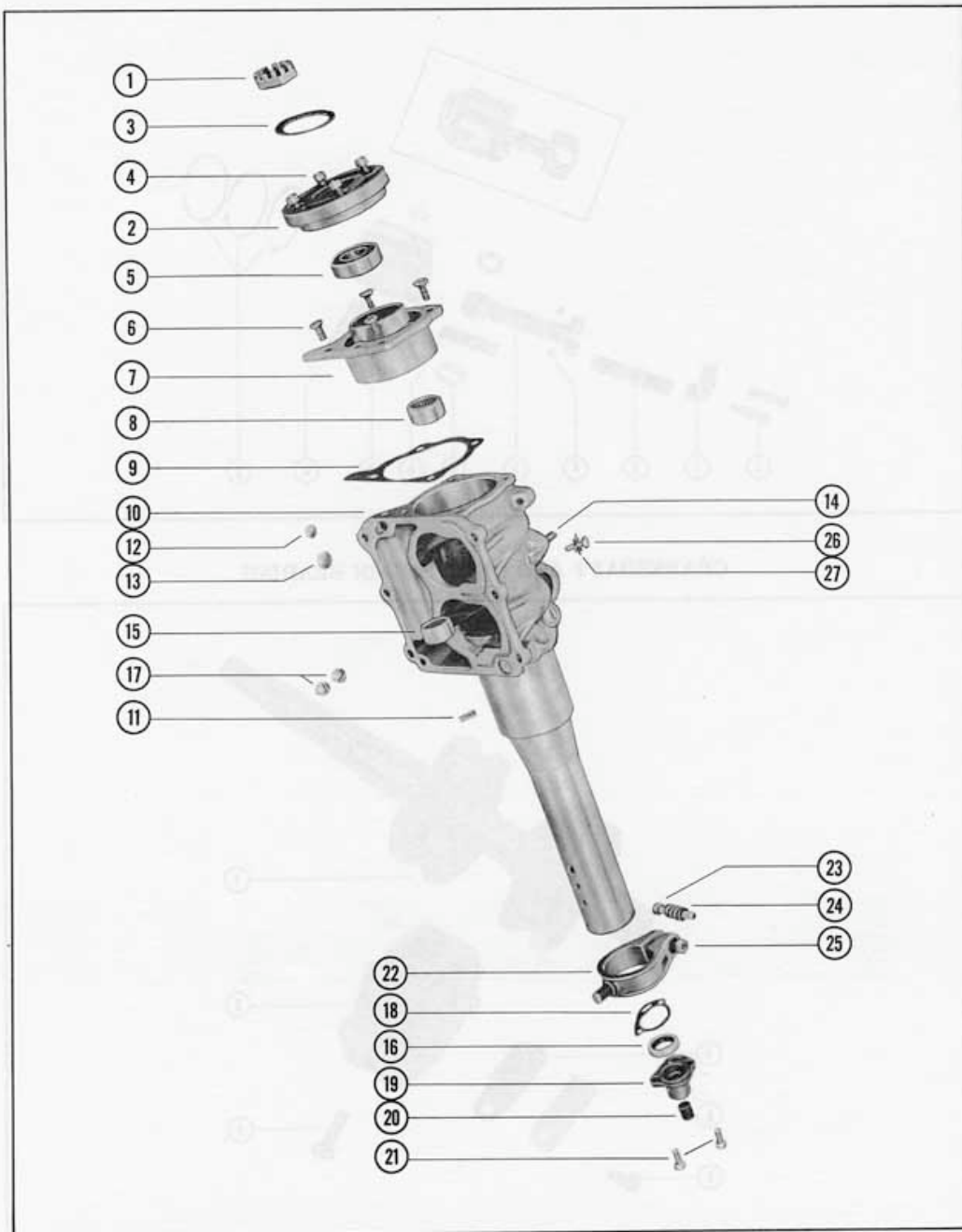
### CRANKSHAFT AND CENTERMAIN BEARING



CRANKCASE AND BEARING HOUSING ASSEMBLY

PART NO.	REF. NO.	DESCRIPTION	MK6	MK6 -1	MK6 -2	MK6 -3	MK6 -4	MK6A
11-22801	1	Nut, bearing lock	1	1	1	1	1	1
1110-265	2	Cap, bearing housing	1	1	1	1	1	1
12-22646	3	Washer, upper bearing (dished thrust)	1	1	1	1	1	1
10-22651	4	Screw, bearing housing cap to bearing housing	4	4	4	4	4	4
30-21710	5	Ball Bearing, upper bearing housing	1	1	1	1	1	1
15-20919	-	Shim, ball bearing to bearing housing (.002-3-5)	AR	AR	AR	AR	AR	AR
10-22589	6	Screw, upper bearing housing to crankcase	4	4	4	4	4	4
1121-414A2	7	Bearing Housing Assembly, upper	1	1	1	1	1	1
31-21638	8	Roller Bearing, upper bearing housing	1	1	1	1	1	1
27-22852	9	Gasket, upper bearing housing to crankcase	1	1	1	1	1	1
913-955A3	10	Crankcase Assembly	1	1	1	1	1	-
913-1494A3	10	Crankcase Assembly	-	-	-	-	-	1
17-22642	11	Pin, groove - crankcase to pivot tube	2	2	2	2	2	2
19-22579	12	Welch Plug (3/8")	1	1	1	1	1	1
19-21688	13	Welch Plug (1/2")	1	1	1	1	1	1
16-21723	14	Stud, carburetor mounting	2	2	2	2	2	2
31-22640	15	Roller Bearing, crankcase	1	1	1	1	1	-
31-28631	15	Roller Bearing, crankcase	-	-	-	-	-	1
26-22580	16	Oil Seal, water inlet cap	1	1	1	1	1	1
22-21290	17	Plug, pipe	2	2	2	2	2	2
27-21719	18	Gasket, water inlet cap	1	1	1	1	1	1
22582A1	19	Water Inlet Cap Assembly	1	1	1	1	1	1
23-22583	20	Bushing, water inlet cap	1	1	1	1	1	1
13-26996	--	Lockwasher, water inlet cap screw	2	2	2	2	2	-
10-20568	21	Screw, water inlet cap to bearing housing	2	2	2	2	2	-
10-20411	21	Screw, water inlet cap to bearing housing	-	-	-	-	-	2
22726	22	Ring, co-pilot	1	1	1	1	1	1
10-22728	23	Screw, co-pilot ring	1	1	1	1	1	1
24-22727	24	Spring, co-pilot ring screw	1	1	1	1	1	1
11-20890	25	Nut, co-pilot ring screw	1	1	1	1	1	1
10-20665	26	Screw, center main bearing locking	1	1	1	1	1	1
13-21709	27	Lockwasher, center main bearing locking screw	1	1	1	1	1	1

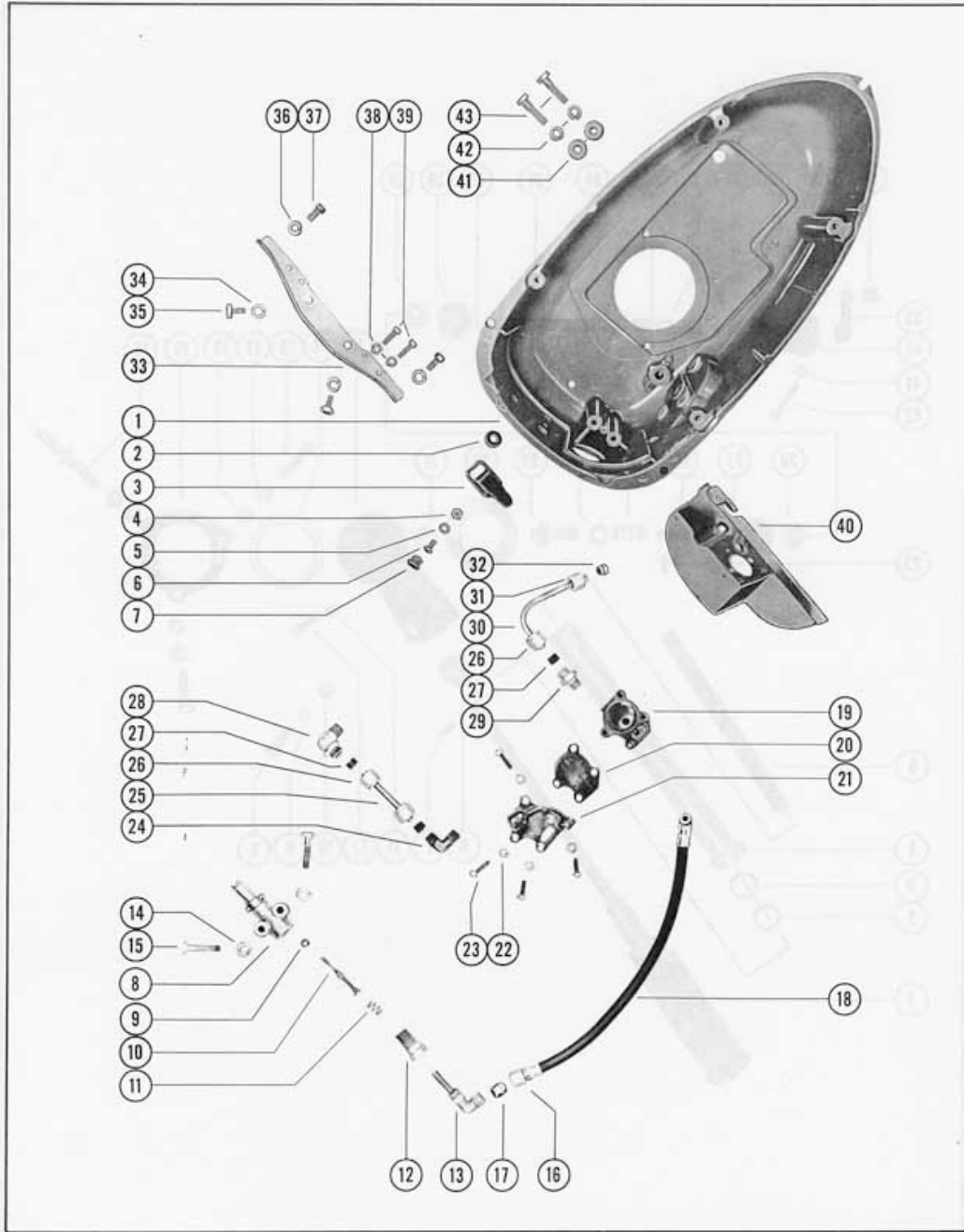
# CRANKCASE AND BEARING HOUSING ASSEMBLY



BOTTOM COWL AND FUEL PUMP ASSEMBLY

PART NO.	REF. NO.	DESCRIPTION	MKG	MKG -1	MKG -2	MKG -3	MKG -4	MKGA
120-889A2	1	Bottom Cowl Assembly	1	1	1	1	1	-
120-1497	1	Cowl, bottom	-	-	-	-	-	1
25-22940	2	Grommet, choke rod	1	1	1	1	1	1
24947A1	3	Draw Bolt Assembly	1	1	1	1	1	1
11-20645	4	Nut, draw bolt screw	1	1	1	1	1	-
11-24656	4	Nut, draw bolt screw	-	-	-	-	-	1
13-26996	5	Lockwasher, draw bolt screw	1	1	1	1	1	-
10-22022	6	Screw, draw bolt assembly to bottom cowl	1	1	1	1	1	-
10-21296	6	Screw, draw bolt assembly to bottom cowl	-	-	-	-	-	1
23665	7	Plug Button, bottom cowl	1	1	1	1	1	1
22833	8	Adaptor, check unit	1	1	1	1	1	1
25-20415	9	"O" Ring, adaptor stem	1	1	1	1	1	1
23583	10	Stem, check unit adaptor	1	1	1	1	1	1
24-23582	11	Spring, check unit adaptor stem	1	1	1	1	1	1
22967	12	Filter Housing, adaptor to elbow assembly	1	1	1	1	1	1
22-23588A1	13	Elbow Assembly	1	1	1	1	1	1
13-26992	14	Lockwasher, adaptor to bottom cowl screw	2	2	2	2	2	-
10-22378	15	Screw, adaptor to bottom cowl	2	2	2	2	2	-
10-28714	15	Screw, adaptor to bottom cowl	-	-	-	-	-	2
11-21310	16	Nut, fuel line - adaptor to fuel pump	1	1	1	1	1	1
23-21309	17	Sleeve, fuel line - adaptor to fuel pump	1	1	1	1	1	1
32-23542	18	Fuel Line, adaptor to fuel pump	1	1	1	1	1	1
22932A1	19	Fuel Pump Housing Assembly	1	1	1	1	1	1
21-22974A1	--	Check Valve Assembly	2	2	2	2	2	2
22934	20	Diaphragm, fuel pump	1	1	1	1	1	1
22933	21	Cover, fuel pump	1	1	1	1	1	1
13-26996	22	Lockwasher, fuel pump housing screw	4	4	4	4	4	-
10-20411	23	Screw, fuel pump housing to cover	4	4	4	4	4	-
10-28704	23	Screw, fuel pump housing to cover	-	-	-	-	-	4
22-22987	24	Elbow, fuel pump outlet	1	1	1	1	1	1
32-23550	25	Line, pressure - fuel pump to intake cover	1	1	1	1	1	1
11-22948	26	Nut, pressure line to cover and carburetor	3	3	3	3	3	3
22-22946	27	Sleeve, pressure line to cover and carburetor	3	3	3	3	3	3
22-22947	28	Elbow, fuel inlet	1	1	1	1	1	1
22-22949	29	Connector, pressure line	1	1	1	1	1	1
32-24787	30	Fuel Line, fuel pump to carburetor	1	1	1	1	1	1
11-21310	31	Nut, fuel line to fuel pump and carburetor	1	1	1	1	1	1
23-21309	32	Sleeve, fuel line to fuel pump and carburetor	1	1	1	1	1	1
22878	33	Bracket, crankcase to bottom cowl	1	1	1	1	1	1
13-26992	34	Lockwasher, bracket to crankcase screw	2	2	2	2	2	-
10-20031	35	Screw, bracket to crankcase	2	2	2	2	2	-
10-28709	35	Screw, bracket to crankcase	-	-	-	-	-	2
13-22773	36	Lockwasher, crankcase bracket screw	2	2	2	2	2	-
10-24222	37	Screw, crankcase bracket to bottom cowl	2	2	2	2	2	-
10-28713	37	Screw, crankcase bracket to bottom cowl	-	-	-	-	-	2
13-26996	38	Lockwasher, fuel pump mounting screw	2	2	2	2	2	-
10-22444	39	Screw, fuel pump to crankcase bracket	2	2	2	2	2	-
10-28705	39	Screw, fuel pump to crankcase bracket	-	-	-	-	-	2
22915A1	40	Baffle Assembly	1	1	1	1	1	1
23-24806	--	Bushing, cylinder block cover to bottom cowl	2	2	2	2	2	2
12-23538	41	Washer, cylinder block cover screw	2	2	2	2	2	2
13-26992	42	Lockwasher, cylinder block cover screw	2	2	2	2	2	-
10-22378	43	Screw, cylinder block cover to bottom cowl	2	2	2	2	2	-
10-28717	43	Screw, cylinder block cover to bottom cowl	-	-	-	-	-	2

BOTTOM COWL AND FUEL PUMP ASSEMBLY



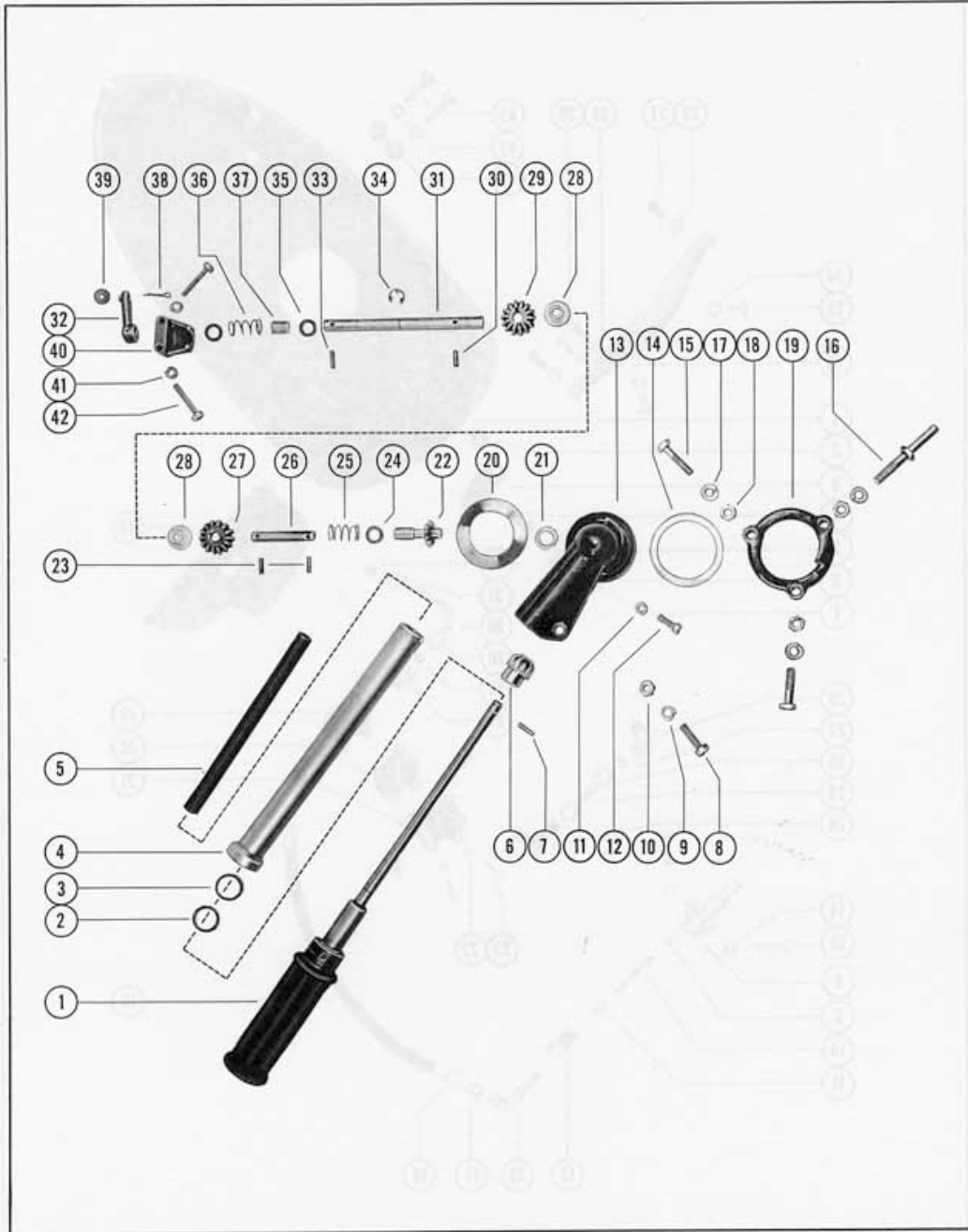


STEERING HANDLE ASSEMBLY

PART NO.	REF. NO.	DESCRIPTION	MKG	MKG -1	MKG -2	MKG -3	MKG -4	MKG A
*22905A4	-	Steering Handle Assembly	1	1	-	-	-	-
22905A6	-	Steering Handle Assembly	-	1	1	1	1	1
22905A1	1	Handle and Grip Assembly	1	1	1	1	1	1
15-20729	2	Shim, gear to steering handle tube (.010)	AR	AR	AR	AR	AR	AR
13-20730	3	Washer, wave - gear to steering handle tube	1	1	1	1	1	1
*22912A3	4	Steering Handle Tube Assembly	1	1	-	-	-	-
25247A1	4	Steering Handle Tube Assembly	-	1	1	1	1	1
24-24941	5	Spring, anti-rattle	1	1	1	1	1	1
43-22877	6	Gear, steering handle shaft	1	1	1	1	1	1
17-22896	7	Pin, roll - gear fastening	1	1	1	1	1	1
10-22486	8	Screw, elbow clamping	1	1	1	1	1	1
13-22773	9	Lockwasher, elbow clamping screw	1	1	1	1	1	-
11-21825	10	Nut, elbow clamping screw	1	1	1	1	1	-
11-20184	10	Nut, elbow clamping screw	-	-	-	-	-	1
13-26996	11	Lockwasher, elbow to steering handle tube screw	1	1	1	1	1	-
10-20411	12	Screw, elbow to steering handle tube	1	1	1	1	1	-
10-28710	12	Screw, elbow to steering handle tube	-	-	-	-	-	1
*22849A2	13	Elbow Assembly, steering handle	1	1	-	-	-	-
25248A1	13	Elbow Assembly, steering handle	-	1	1	1	1	1
15-22889	14	Shim, retaining ring to elbow (.015)	1	1	1	1	1	1
10-21091	15	Screw, retaining ring to bottom cowl	2	2	2	2	2	-
10-20653	15	Screw, retaining ring to bottom cowl	-	-	-	-	-	2
10-24851	16	Bolt, stop - retaining ring to bottom cowl	1	1	1	1	1	1
13-26992	17	Lockwasher, retaining ring screw and stop bolt	3	3	3	3	3	-
11-20088	18	Nut, retaining ring screw and stop bolt	3	3	3	3	3	-
11-20184	18	Nut, retaining ring screw and stop bolt	-	-	-	-	-	3
53-22850	19	Ring, retaining - elbow assembly	1	1	1	1	1	1
13-22888	20	Washer, wave - retaining ring to cowl	1	1	1	1	1	1
*12-23022	21	Washer, thrust - gear to elbow	1	1	-	-	-	-
12-23736	21	Washer, thrust - gear to elbow	-	1	1	1	1	1
43-22858A1	22	Gear and Coupling Assembly	1	1	1	1	1	1
17-22863	23	Pin, roll - gear and coupling to horizontal shaft	2	2	2	2	2	2
12-22894	24	Washer, horizontal shaft	1	1	1	1	1	1
24-22984	25	Spring, horizontal shaft	1	1	1	1	1	1
22893	26	Shaft, horizontal - speed control	1	1	1	1	1	1
43-22856	27	Gear, horizontal shaft	1	1	1	1	1	1
23-22981	28	Bushing, nylon - horizontal and vertical shaft	2	2	2	2	2	2
43-22856	29	Gear, vertical shaft	1	1	1	1	1	1
17-22863	30	Pin, roll - gear to vertical shaft	1	1	1	1	1	1
22895A1	--	Vertical Shaft Assembly	1	1	1	1	1	1
22892	31	Shaft, vertical	1	1	1	1	1	1
22895	32	Lever, vertical shaft	1	1	1	1	1	1
17-22896	33	Pin, roll - lever to vertical shaft	1	1	1	1	1	1
53-22899	34	"E" Ring, retaining	1	1	1	1	1	1
12-22894	35	Washer, vertical shaft	2	2	2	2	2	2
24-22984	36	Spring, vertical shaft	1	1	1	1	1	1
23-23638	37	Sleeve, vertical shaft	1	1	1	1	1	1
18-20180	38	Cotter Pin, magneto link fastening	1	1	1	1	1	1
12-22907	39	Washer, magneto link fastening	1	1	1	1	1	1
22982	40	Support, vertical shaft	1	1	1	1	1	1
13-26996	41	Lockwasher, support to crankcase bracket screw	2	2	2	2	2	-
10-23015	42	Screw, support to crankcase bracket	2	2	2	2	2	-
10-28711	42	Screw, support to crankcase bracket	-	-	-	-	-	2

\* Concluded with Serial No. 893677 on Mark 6-1.

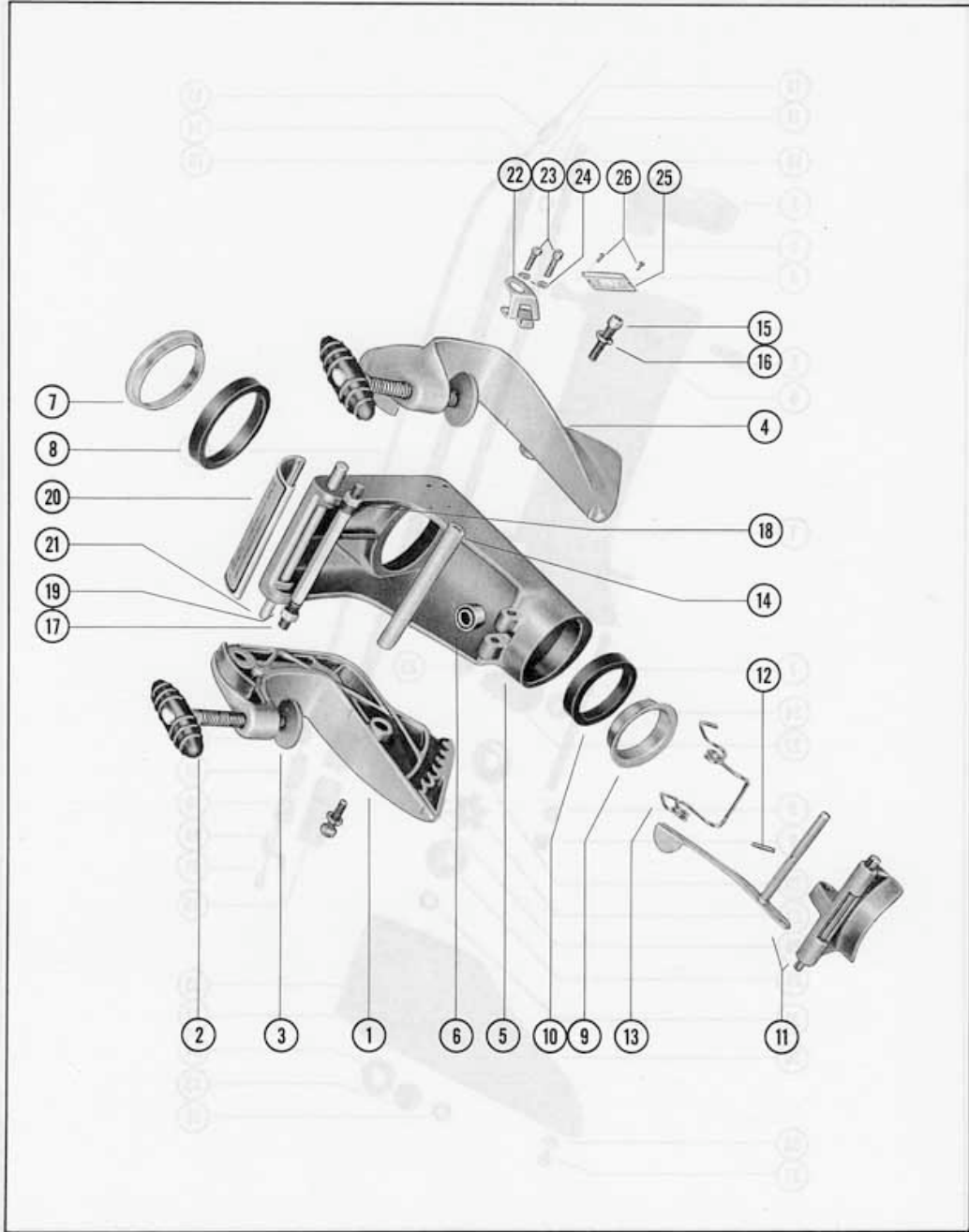
STEERING HANDLE ASSEMBLY



CLAMP AND SWIVEL BRACKET ASSEMBLY

PART NO.	REF. NO.	DESCRIPTION	MKG	MKG -1	MKG -2	MKG -3	MKG -4	MKG A
1411-407A2	1	Clamp Bracket Assembly (starboard side)	1	-	-	-	-	-
1411-409A4	1	Clamp Bracket Assembly (starboard side)	-	1	1	1	1	1
24876A1	2	Thumb Screw Assembly	1	-	-	-	-	-
22373A1	2	Thumb Screw Assembly	-	1	1	1	1	1
12-20214	3	Washer, thumb screw	1	1	1	1	1	1
1410-406A2	4	Clamp Bracket Assembly (port side)	1	-	-	-	-	-
1410-408A2	4	Clamp Bracket Assembly (port side)	-	1	1	1	1	1
24876A1	2	Thumb Screw Assembly	1	-	-	-	-	-
22373A1	2	Thumb Screw Assembly	-	1	1	1	1	1
12-20214	3	Washer, thumb screw	1	1	1	1	1	1
1409-427A3	5	Swivel Bracket Assembly	1	1	1	1	1	1
1409-1496A1	5	Swivel Bracket Assembly	-	-	-	-	-	1
23-22701	6	Bushing, co-pilot ring	1	1	1	1	1	1
23-22704	7	Shell, upper co-pilot bushing	1	1	1	1	1	1
22705	8	Ring, upper co-pilot bushing	1	1	1	1	1	1
23-22706	9	Shell, lower co-pilot bushing	1	1	1	1	1	1
22707	10	Ring, lower co-pilot bushing	1	1	1	1	1	1
22709A2	11	Shoe Latch and Lever Assembly	1	1	1	1	1	-
28741A1	11	Shoe Latch and Lever Assembly	-	-	-	-	-	1
17-22515	12	Pin, roll	1	1	1	1	1	1
24-22711	13	Spring, tilt lock	1	1	1	1	1	1
22686	14	Rod, tie	1	1	1	1	1	1
10-20482	15	Screw, tie rod	2	2	2	2	2	-
10-28715	15	Screw, tie rod	-	-	-	-	-	2
13-26992	16	Lockwasher, tie rod screw	2	2	2	2	2	-
16-22687	17	Stud, tie	1	1	1	1	1	1
15-28835	--	Shim, clamp bracket to swivel bracket	-	-	-	-	-	2
11-22688	18	Nut, tie stud (left hand thread)	1	1	1	1	1	1
11-22046	19	Nut, tie stud (right hand thread)	1	1	1	1	1	1
22699	20	Plate, cover	1	1	1	1	1	1
17-22700	21	Pin, swivel bracket to clamp bracket pivot	1	1	1	1	1	1
54-22969	22	Tab, safety chain and bottle opener	1	1	1	1	1	1
10-20401	23	Screw, safety chain tab to swivel bracket	2	2	2	2	2	-
10-28716	23	Screw, safety chain tab to swivel bracket	-	-	-	-	-	2
13-26996	24	Lockwasher, safety chain tab screw	2	2	2	2	2	-
38-24830	25	Serial Plate	1	1	1	1	1	-
38-28781	25	Serial Plate	-	-	-	-	-	1
10-20314	26	Screw, drive - serial plate to swivel bracket	2	2	2	2	2	2

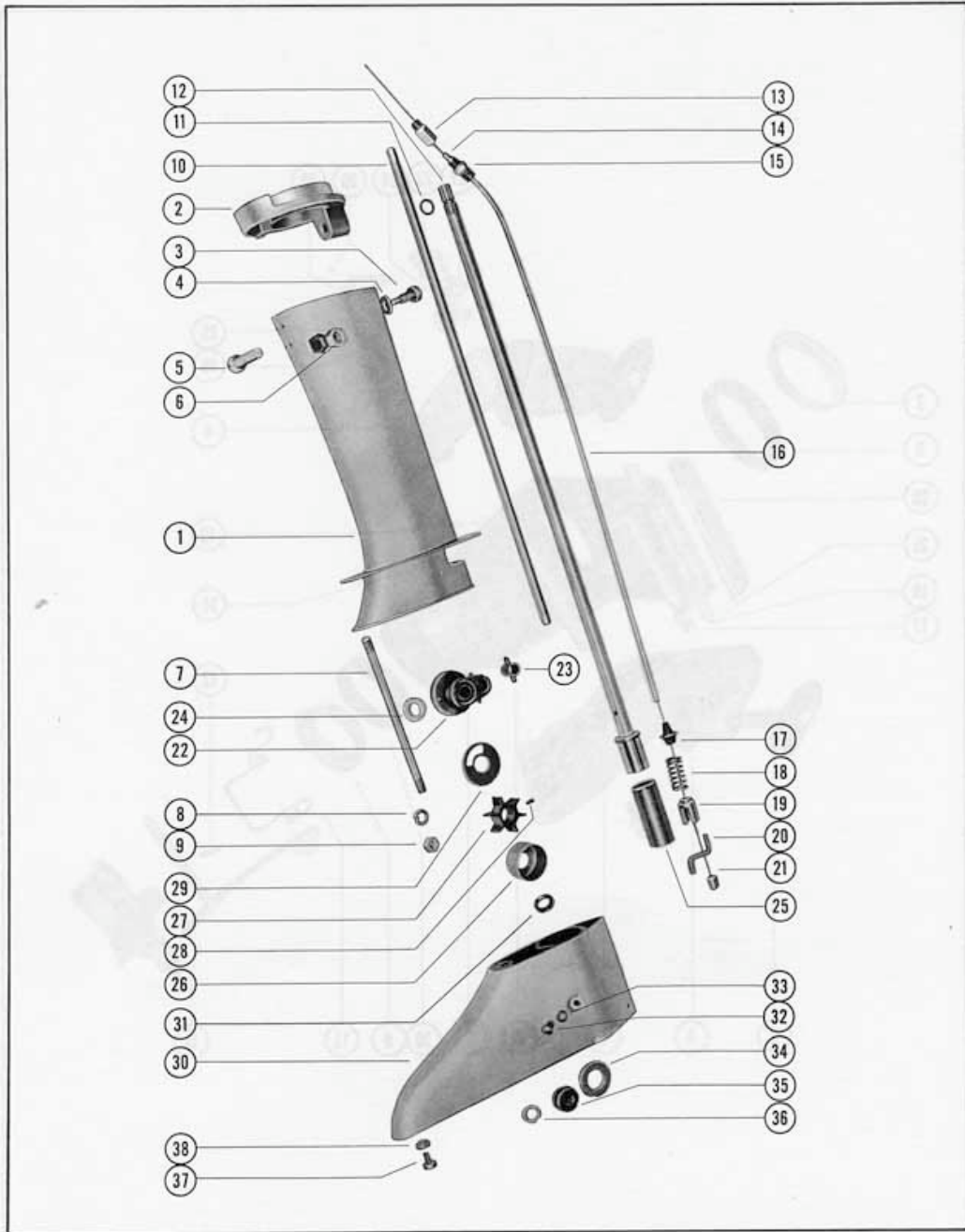
CLAMP AND SWIVEL BRACKET ASSEMBLY



DRIVE SHAFT HOUSING

PART NO.	REF. NO.	DESCRIPTION	MK6	MK6 -1	MK6 -2	MK6 -3	MK6 -4	MK6A
A-1508-394	1	Drive Shaft Housing, upper	1	1	1	1	1	1
A-22752	2	Top, drive shaft housing	1	1	1	1	1	1
A-10-22729	3	Screw, drive shaft housing top	1	1	1	1	1	1
C-13-20202	4	Lockwasher, drive shaft housing top screw	1	1	1	1	1	1
C-10-22730	5	Screw, clamping	1	1	1	1	1	1
C-11-22053	6	Nut, clamping screw	1	1	1	1	1	1
A-16-22731	7	Stud, drive shaft housing to gear housing	1	1	1	1	1	1
C-13-26992	8	Lockwasher, drive shaft housing stud	1	1	1	1	1	1
C-11-21825	9	Nut, drive shaft housing stud	1	1	1	1	1	-
C-11-20184	9	Nut, drive shaft housing stud	-	-	-	-	-	1
A-32-22732	10	Pipe, water inlet	1	1	1	1	1	1
C-25-21720	11	"O" Ring, upper drive shaft	1	1	1	1	1	1
A-45-22737A1	12	Drive Shaft Assembly, upper	1	1	1	1	1	1
A-22-22586	13	Connector, upper guide tube	1	1	1	1	1	1
A-22322	14	Sleeve, compression	1	1	1	1	1	1
A-22-22644	15	Connector, lower guide tube to crankcase	1	1	1	1	1	1
A-32-22584A1	16	Tube Assembly, control cable guide	1	1	1	1	1	1
A-22749	17	Cone Seal	1	1	1	1	1	1
A-24-22754	18	Spring, trip finger	1	1	1	1	1	1
A-22744	19	Housing, trip finger	1	1	1	1	1	1
A-22745	20	Finger, trip	1	1	1	1	1	1
A-22750	21	Cable, control	1	1	1	1	1	1
A-22733A1	22	Pilot Cap Assembly	1	1	1	1	1	1
A-23-22583	23	Bushing, pilot cap	1	1	1	1	1	1
A-26-22734	24	Oil Seal, pilot cap	1	1	1	1	1	1
A-24-22763	25	Spring, clutch	1	1	1	1	1	1
A-46-22741	26	Housing, water pump	1	1	1	1	1	1
A-47-22748	27	Impeller, water pump	1	1	1	1	1	1
C-17-22060	28	Pin, impeller drive	1	1	1	1	1	1
A-22743	29	Cover, water pump housing	1	1	1	1	1	1
A-1509-395A2	30	Drive Shaft Housing Assembly, lower	1	1	1	1	1	1
A-26-30913	31	Oil Seal, lower drive shaft housing	1	1	1	1	1	1
C-10-28653	32	Screw, vent	1	1	1	1	1	1
C-12-20262	33	Washer, vent screw	1	1	1	1	1	1
C-12-22739	34	Washer, thrust	1	1	1	1	1	1
A-22747	35	Plug, trip finger chamber	1	1	1	1	1	1
C-25-20034	36	"O" Ring, trip finger chamber plug	1	1	1	1	1	1
C-10-28713	37	Screw, anti-cavitation plate	1	1	1	1	1	1
C-13-22773	38	Lockwasher, anti-cavitation plate	1	1	1	1	1	-

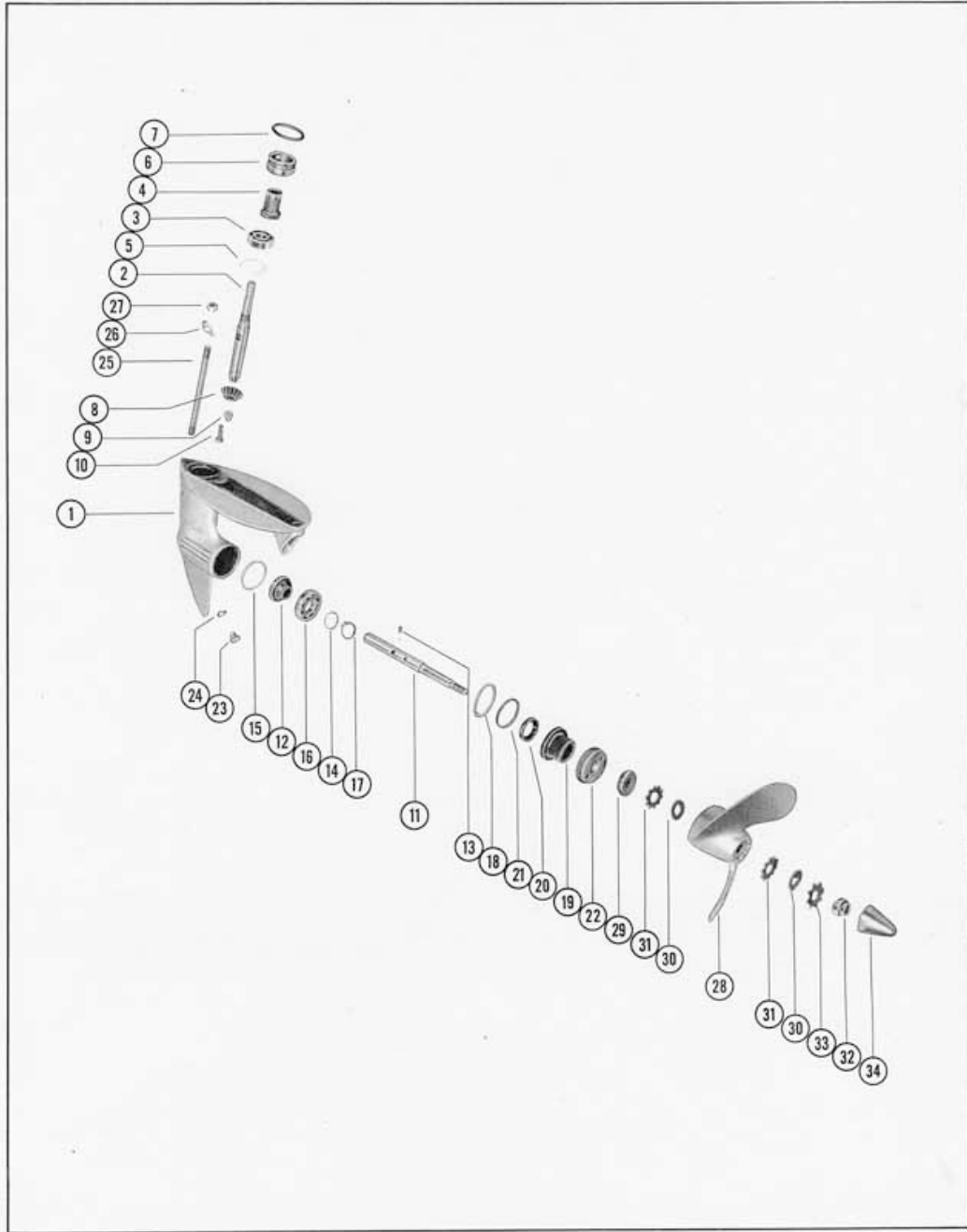
DRIVE SHAFT HOUSING



GEAR HOUSING ASSEMBLY

PART NO.	REF. NO.	DESCRIPTION	MKG	MKG -1	MKG -2	MKG -3	MKG -4	MKG A
A-1607-396A7	-	Gear Housing Assembly, Complete (less propeller)	1	-	-	-	-	-
A-1607-400A3	-	Gear Housing Assembly, Complete (less propeller)	-	1	1	1	1	1
A-1607-400A2	1	Gear Housing Assembly	1	1	1	1	1	1
A-31-22755	-	Roller Bearing, propeller shaft	1	1	1	1	1	1
A-31-22756	-	Roller Bearing, drive shaft	1	1	1	1	1	1
A-23-23756	-	Spacer, ball bearing to gear housing	1	-	-	-	-	-
A-45-22758	2	Drive Shaft	1	1	1	1	1	1
A-30-25124	3	Ball Bearing, drive shaft	1	1	1	1	1	1
A-52-22760	4	Clutch Drum	1	1	1	1	1	1
A-15-22759A1	5	Shim, ball bearing to gear housing (.002-3-5)	AR	AR	AR	AR	AR	AR
A-23-22761	6	Spacer, ball bearing to drive shaft	1	1	1	1	1	1
C-25-22762	7	"O" Ring, gear housing seal	1	1	1	1	1	1
A-43-24969A1	8 & 12	Gear Assembly, pinion and propeller	1	1	1	1	1	1
C-13-22764	9	Lockwasher, pinion gear screw	1	1	1	1	1	1
C-10-21874	10	Screw, pinion gear to drive shaft	1	1	1	1	1	1
A-44-24463	11	Propeller Shaft	1	1	1	1	1	1
C-17-22410	13	Pin, propeller gear to propeller shaft	1	1	1	1	1	1
A-23-23926	--	Spacer, ball bearing to propeller gear	1	-	-	-	-	-
A-15-22765A1	14	Shim, ball bearing to propeller gear (.003-5-7)	AR	AR	AR	AR	AR	AR
A-15-22369A1	15	Shim, ball bearing to gear housing (.002-3-5-10)	AR	AR	AR	AR	AR	AR
A-30-21776	16	Ball Bearing, propeller shaft	1	-	-	-	-	-
A-30-22351	16	Ball Bearing, propeller shaft	-	1	1	1	1	1
C-53-22368	17	Ring, snap - ball bearing to propeller shaft	1	1	1	1	1	1
C-12-22768	18	Washer, sealing - water intake housing	1	1	1	1	1	1
A-22769A1	19	Water Intake Housing Assembly	1	1	1	1	1	1
A-26-22058	20	Oil Seal, water intake housing	1	1	1	1	1	1
C-25-20812	21	Washer, water intake housing	1	1	1	1	1	1
A-22771	22	Cover, gear housing	1	1	1	1	1	1
C-10-22066	23	Screw, grease filler hole	1	1	1	1	1	-
C-10-28634	23	Screw, grease filler hole	-	-	-	-	-	1
C-12-20260	24	Washer, grease filler hole screw	1	1	1	1	1	1
A-16-22772	25	Stud, gear housing to drive shaft housing	1	1	1	1	1	1
C-14-20747	26	Tab Washer, gear housing stud	1	1	1	1	1	-
C-11-20083	27	Nut, gear housing stud	1	1	1	1	1	-
C-11-25594	27	Nut, gear housing stud	-	-	-	-	-	1
A-48-25774	28	Propeller	1	1	1	1	1	1
A-52-24455	29	Plate, clutch thrust	1	1	1	1	1	1
A-24464	30	Disc, friction (propeller shaft)	8	8	8	8	8	8
A-24465	31	Disc, friction (propeller hub)	8	8	8	8	8	8
A-24-24458	32	Spring, compression	1	1	1	1	1	1
A-15-23544A1	--	Shim, propeller clutch (.015-31)	AR	AR	AR	AR	AR	AR
A-14-24461	33	Tab Washer, propeller nut	1	1	1	1	1	1
A-11-24462	34	Nut, propeller	1	1	1	1	1	1

# GEAR HOUSING ASSEMBLY





- |                                |  |
|--------------------------------|--|
| 1 Cover, fuel tank (base half) | 26 Diaphragm, primer                   |
| 2 Seal, filler tube            | 27 Nut, primer shaft assembly          |
| 3 Connection, air hose         | 28 Spring, compression primer          |
| 4 Connection, fuel hose        | 29 Valve, fuel                         |
| 5 Handle                       | 30 Washer, valve spring                |
| 6 Spring, plunger              | 31 Valve, pressure relief              |
| 7 Rod, pressure relief         | 32 Spring, relief valve                |
| 8 Washer, back-up              | 33 Cover, primer                       |
| 9 Washer, valve                | 34 Filter assembly, fuel               |
| 10 Washer, return              | 35 Washer, cover screw                 |
| 11 Nut, pressure relief rod    | 36 Screw, primer cover                 |
| 12 Spring, latch pin           | 37 Frame, retaining                    |
| 13 Pin, latch                  | 38 Screw, retaining frame              |
| 14 Pin, trigger                | 39 Gasket, handle assembly             |
| 15 Pin, pivot                  | 40 Gasket, handle screw                |
| 16 Gasket, lens                | 41 Screw, handle assembly              |
| 17 Lens                        | 42 Line, fuel-air                      |
| 18 Bracket, float arm          | 43 Connector assembly                  |
| 19 Arm and indicator assembly  | 44 Connection, fuel hose               |
| 20 Float                       | 45 Connection and check valve assembly |
| 21 Pin, float arm pivot        | 46 Clamp, fuel line                    |
| 22 Washer, lock                | 47 Clamp, fuel line                    |
| 23 Screw, float arm bracket    |  |
| 24 Shaft assembly, primer      |  |
| 25 Disc, primer                |  |

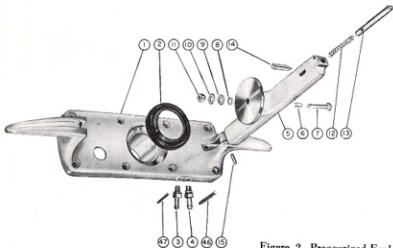
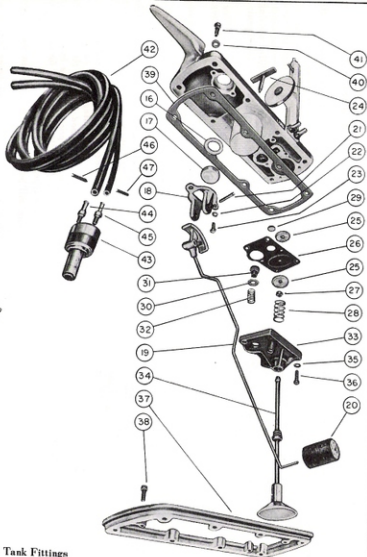


Figure 2. Pressurized Fuel Tank Fittings